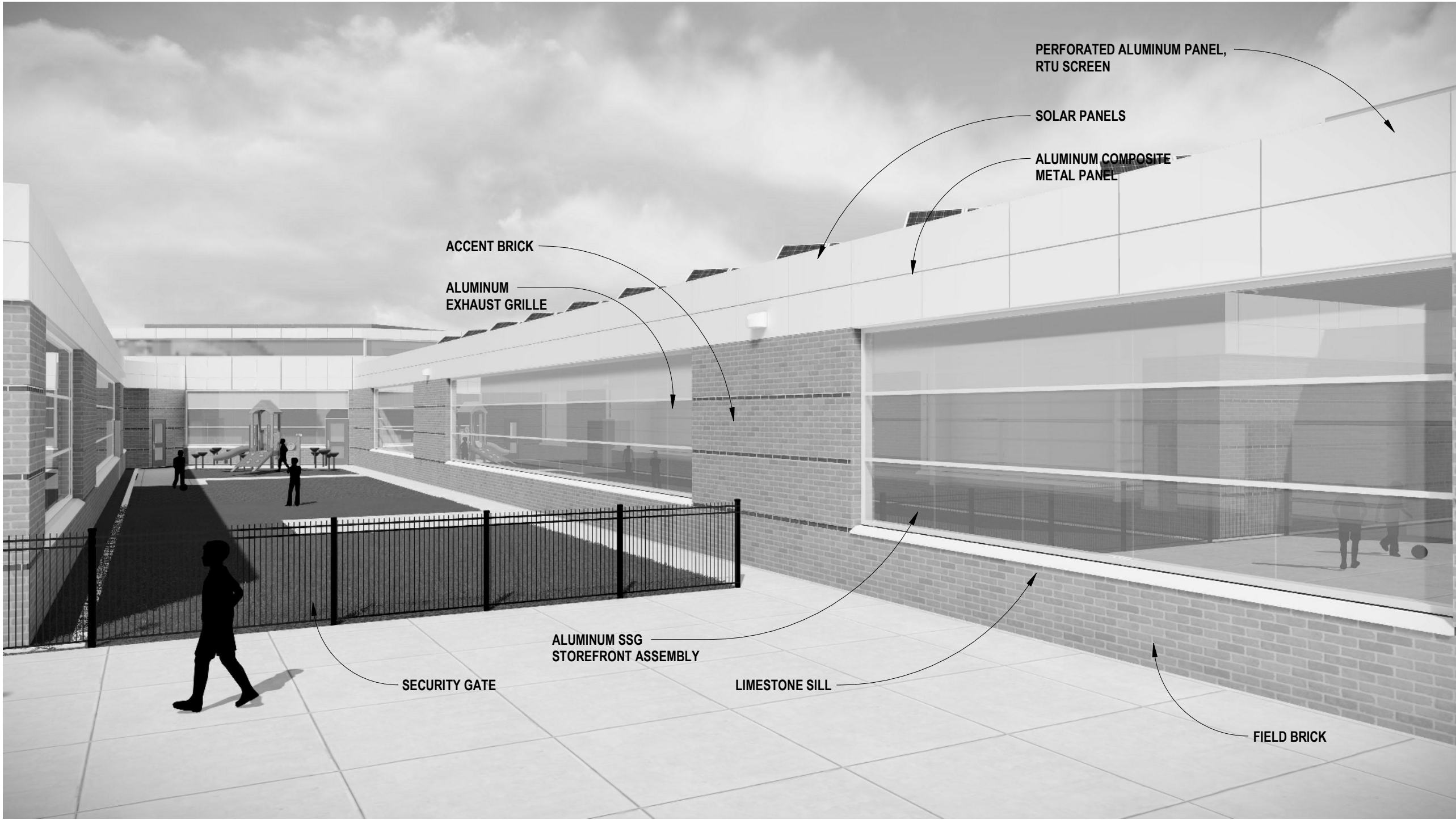


EXTERIOR - MAIN ENTRANCE

NOTE: RENDERINGS FOR SHOWING DESIGN INTENT ONLY. ALL MATERIALS OR SURFACES SHOWN MAY NOT MATCH LINE ELEVATIONS OR PLANS CONTAINED ELSEWHERE IN THESE DOCUMENTS.




EXTERIOR - INTERSTITIAL SPACE

NOTE: RENDERINGS FOR SHOWING DESIGN INTENT ONLY. ALL MATERIALS OR SURFACES SHOWN MAY NOT MATCH LINE ELEVATIONS OR PLANS CONTAINED ELSEWHERE IN THESE DOCUMENTS.



EXTERIOR - CAFETERIUM

NOTE: RENDERINGS FOR SHOWING DESIGN INTENT ONLY. ALL MATERIALS OR SURFACES SHOWN MAY NOT MATCH LINE ELEVATIONS OR PLANS CONTAINED ELSEWHERE IN THESE DOCUMENTS.



EXTERIOR - PLAYGROUND

NOTE: RENDERINGS FOR SHOWING DESIGN INTENT ONLY. ALL MATERIALS OR SURFACES SHOWN MAY NOT MATCH LINE ELEVATIONS OR PLANS CONTAINED ELSEWHERE IN THESE DOCUMENTS.



EXTERIOR - CANOPY

NOTE: RENDERINGS FOR SHOWING DESIGN INTENT ONLY. ALL MATERIALS OR SURFACES SHOWN MAY NOT MATCH LINE ELEVATIONS OR PLANS CONTAINED ELSEWHERE IN THESE DOCUMENTS.

REGISTRATION SEAL

CONSULTANT

PROJECT TITLE  
**New High Point School**  
**Washtenaw Intermediate School District**  
1735 South Wagner Road  
Ann Arbor, Michigan

DRAWING TITLE  
**Renderings - Exterior**

ISSUE DATES


05/27/2020 FOR CONSTRUCTION-BID PACK 3  
05/01/2020 95% REVIEW  
03/16/2020 FOR CONSTRUCTION - BID PACK #2

DATE:	ISSUED FOR:
DRAWN	Author
CHECKED	Checker
APPROVED	Approver

PROJECT NO.

**19040**

DRAWING NO.

**A3.23-BP3**



REGISTRATION SEAL

CONSULTANT

PROJECT TITLE  
**New High Point  
School**  
**Washtenaw  
Intermediate  
School District**  
1735 South Wagner Road  
Ann Arbor, Michigan

DRAWING TITLE  
**Wall Sections**

ISSUE DATES

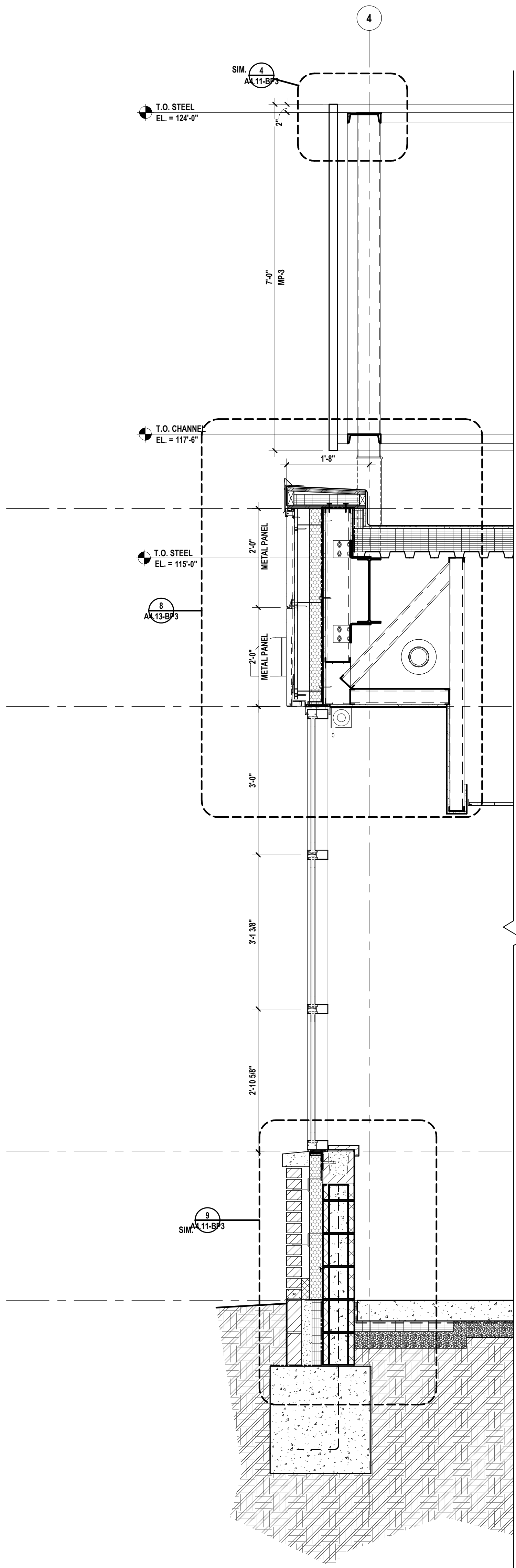
05/27/2020	FOR CONSTRUCTION-BID PACK 3
05/01/2020	95% REVIEW
DATE:	ISSUED FOR:
DRAWN	SDR
CHECKED	dco
APPROVED	jcc

PROJECT NO.

**19040**

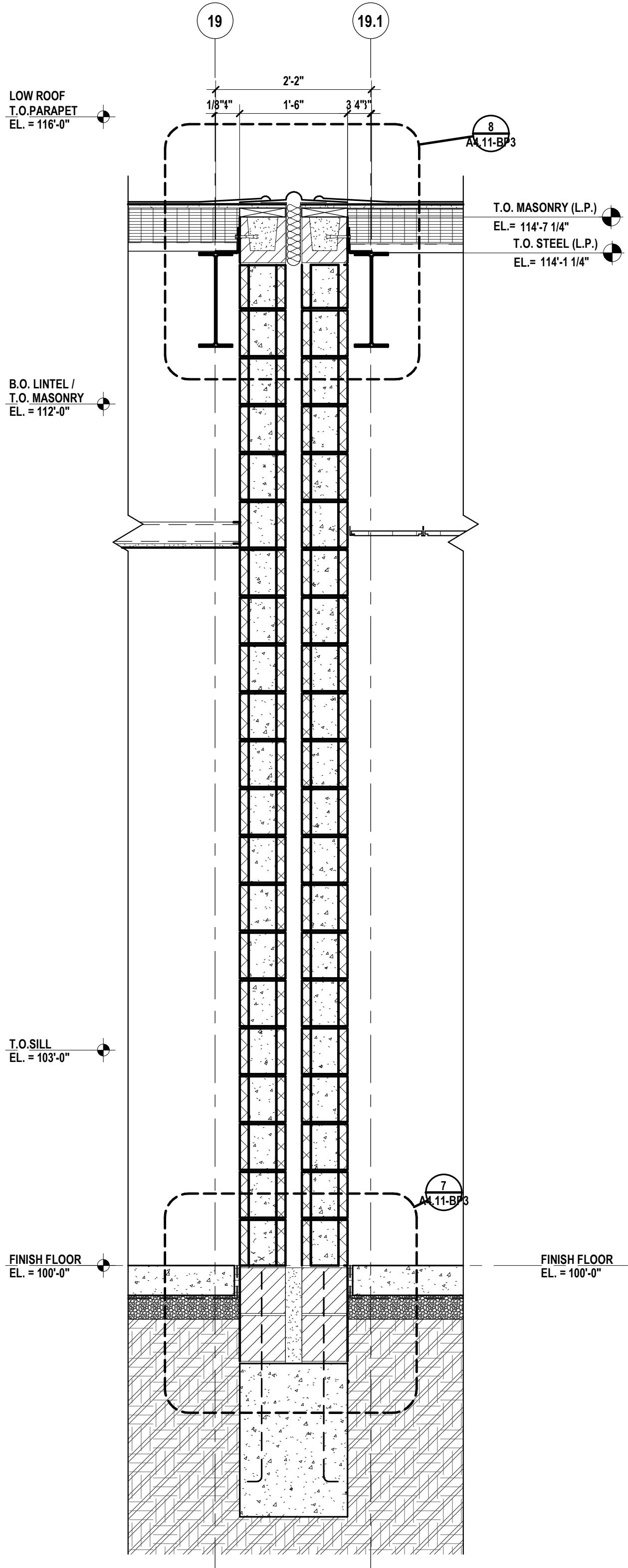
DRAWING NO.

**A4.1-BP3**



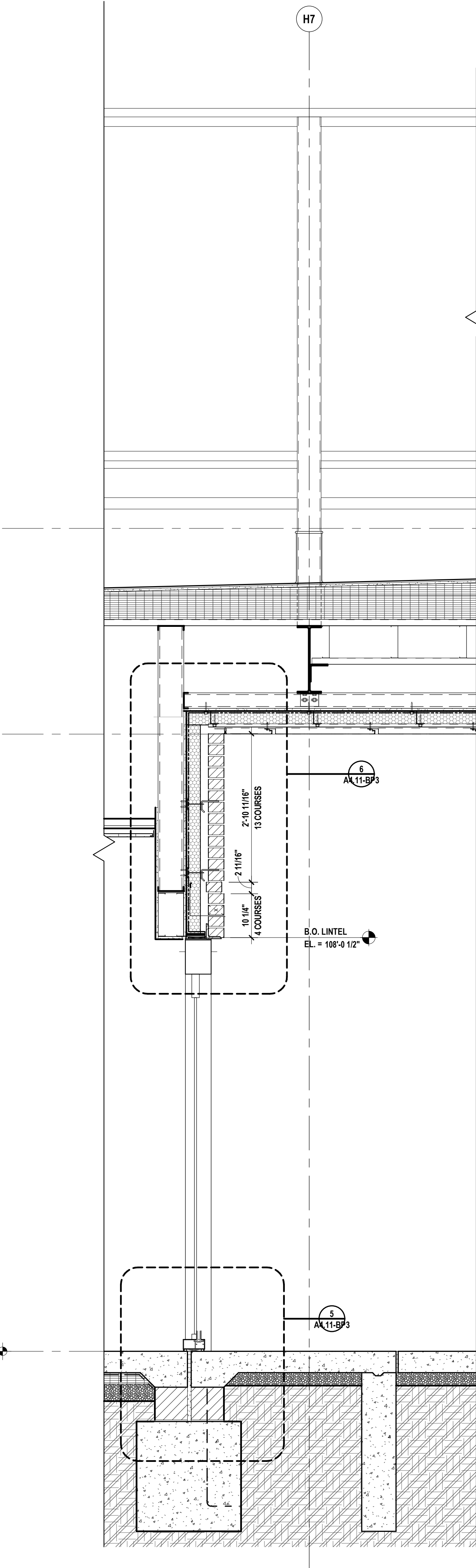
3  
A3.10-BP3

WALL SECTION  
SCALE: 3/4" = 1'-0"



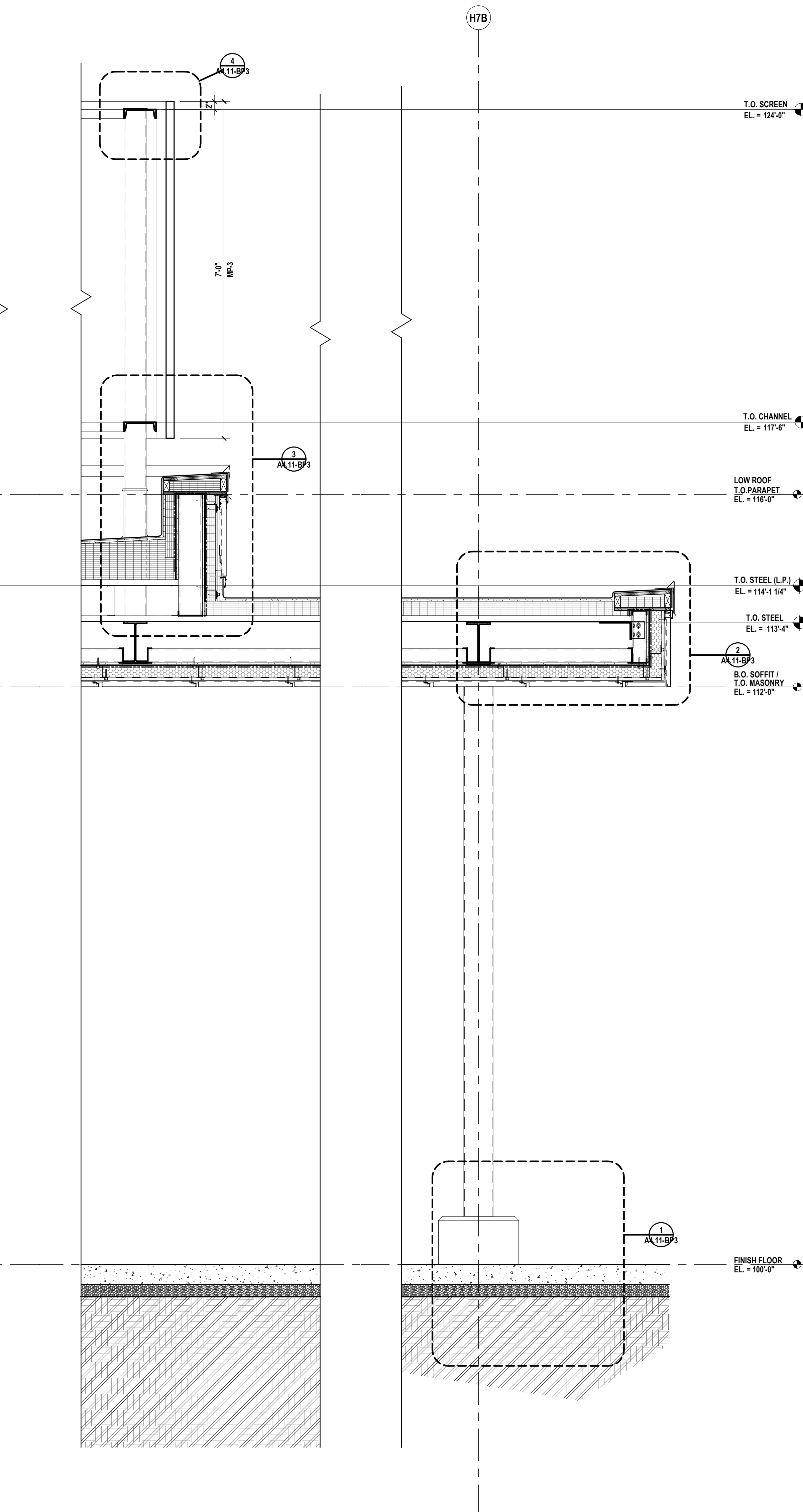
2  
A3.10-BP3

WALL SECTION  
SCALE: 3/4" = 1'-0"



1  
A3.10-BP3

WALL SECTION  
SCALE: 3/4" = 1'-0"



4  
A4.1-BP3

WALL SECTION  
SCALE: 3/4" = 1'-0"



REGISTRATION SEAL

CONSULTANT

PROJECT TITLE  
**New High Point School**  
**Washtenaw Intermediate School District**  
1735 South Wagner Road  
Ann Arbor, Michigan

DRAWING TITLE  
**Wall Sections**

ISSUE DATES

05/27/2020 FOR CONSTRUCTION-BID PACK 3

05/01/2020 95% REVIEW

DATE: ISSUED FOR:

DRAWN SDR

CHECKED Checker

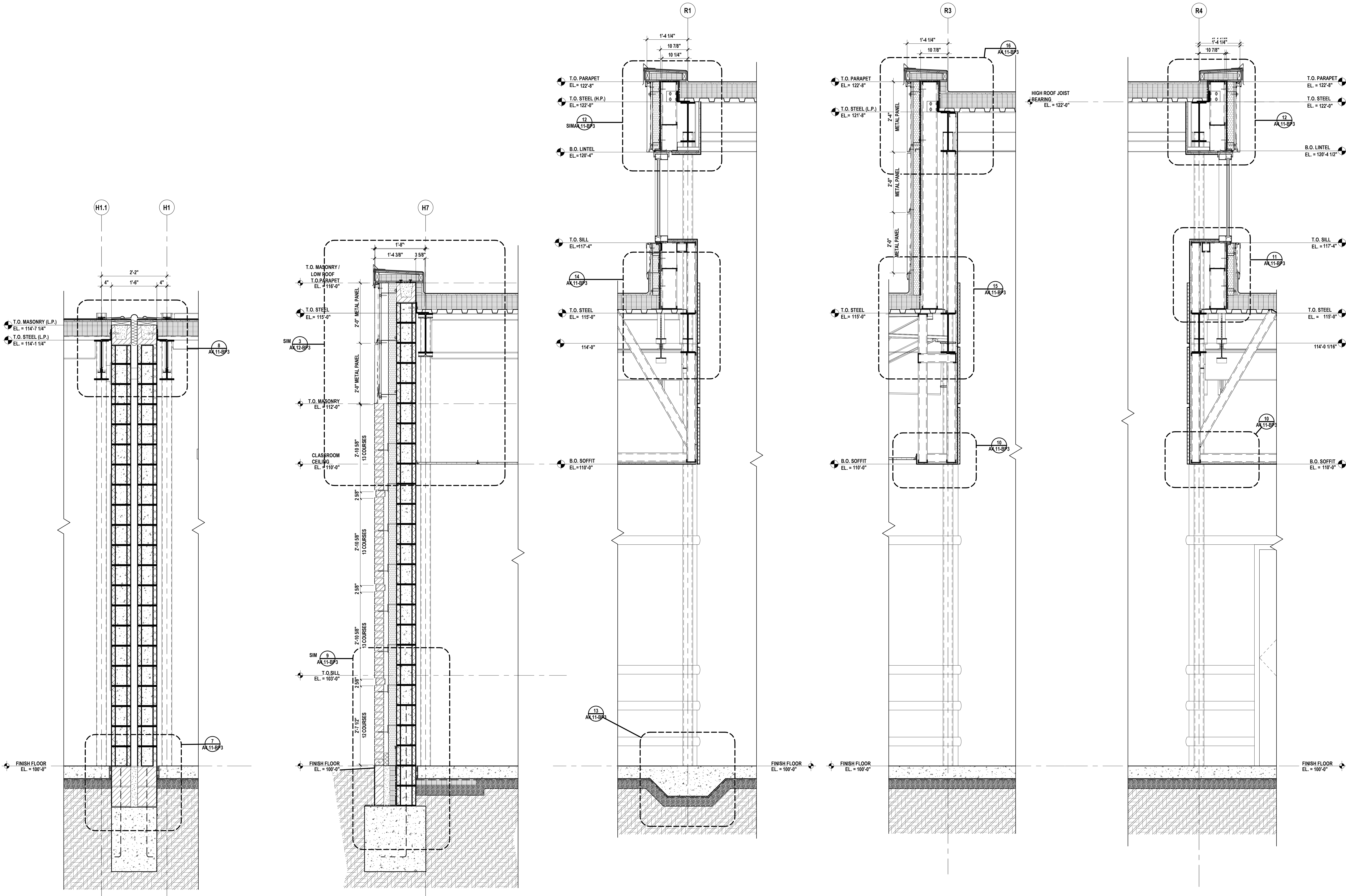
APPROVED Approver

PROJECT NO.

**19040**

DRAWING NO.

**A4.2-BP3**



5 WALL SECTION  
SCALE: 3/4" = 1'-0"

4 WALL SECTION  
SCALE: 3/4" = 1'-0"

3 WALL SECTION  
SCALE: 3/4" = 1'-0"

2 WALL SECTION  
SCALE: 3/4" = 1'-0"

1 WALL SECTION  
SCALE: 3/4" = 1'-0"



REGISTRATION SEAL

CONSULTANT

PROJECT TITLE  
**New High Point  
School**  
**Washtenaw  
Intermediate  
School District**  
1735 South Wagner Road  
Ann Arbor, Michigan

DRAWING TITLE  
**Wall Sections**

ISSUE DATES

05/27/2020 FOR CONSTRUCTION-BID PACK 3  
05/01/2020 95% REVIEW

DATE: ISSUED FOR:

DRAWN Author

CHECKED Checker

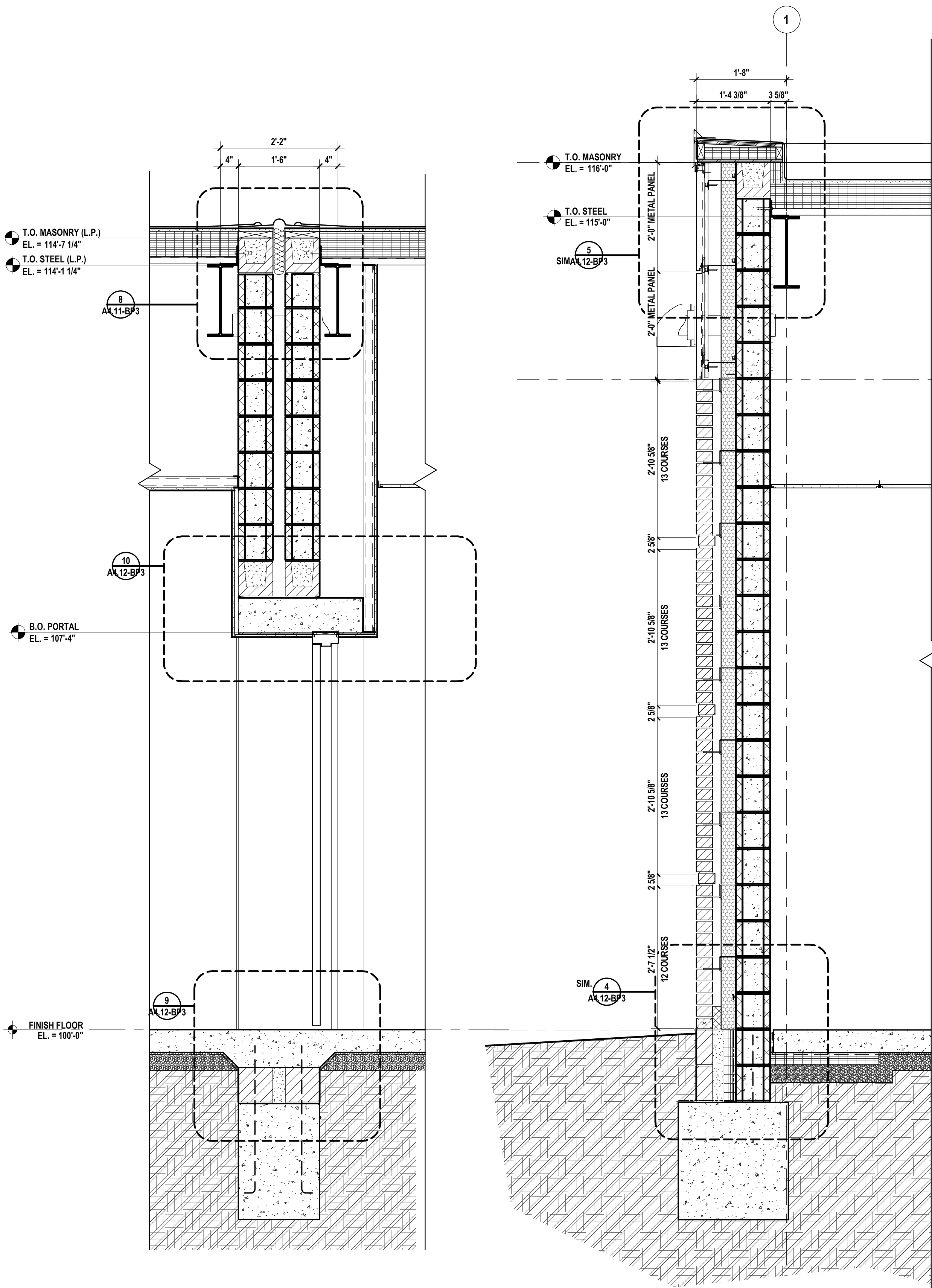
APPROVED Approver

PROJECT NO.

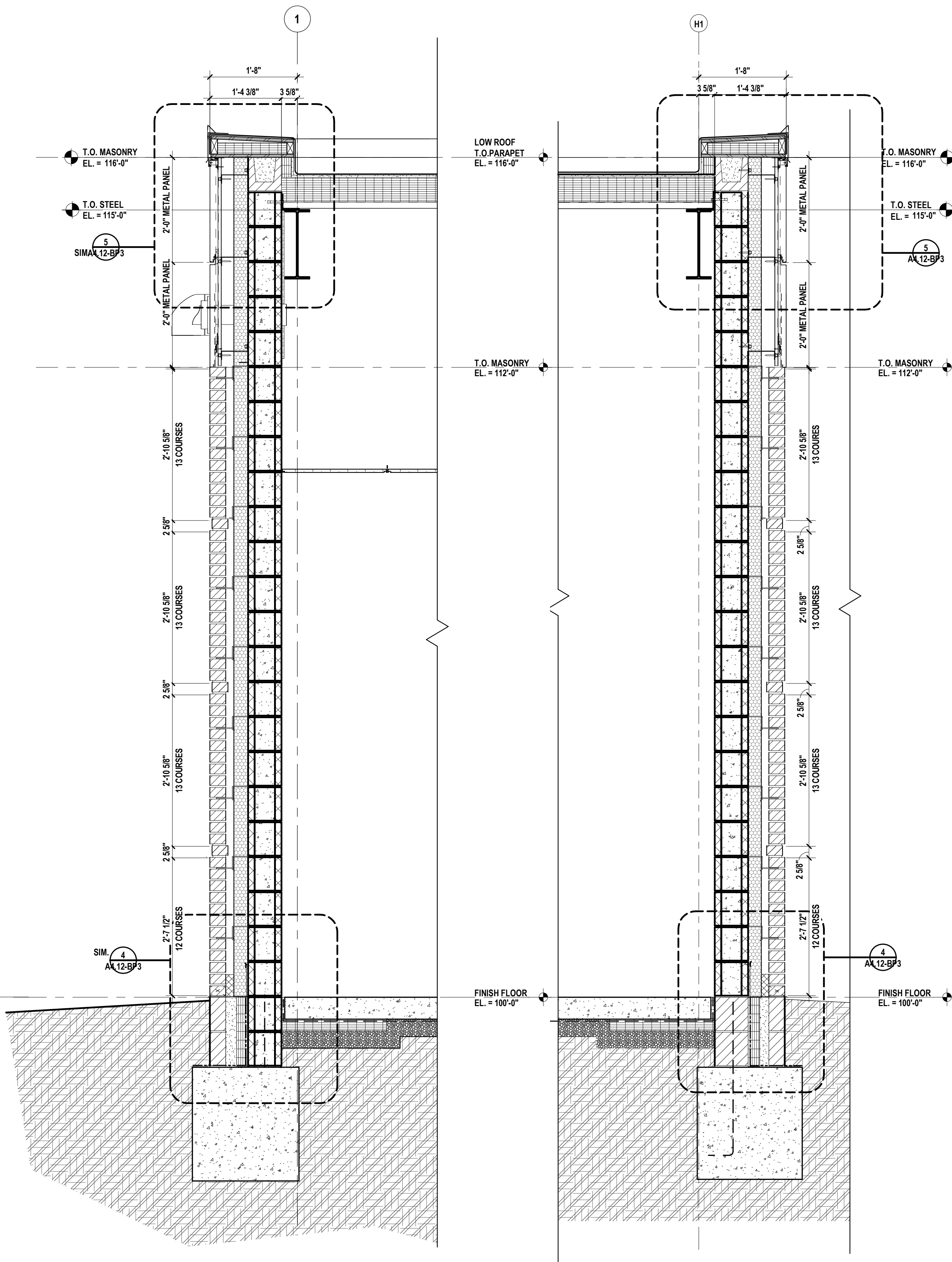
**19040**

DRAWING NO.

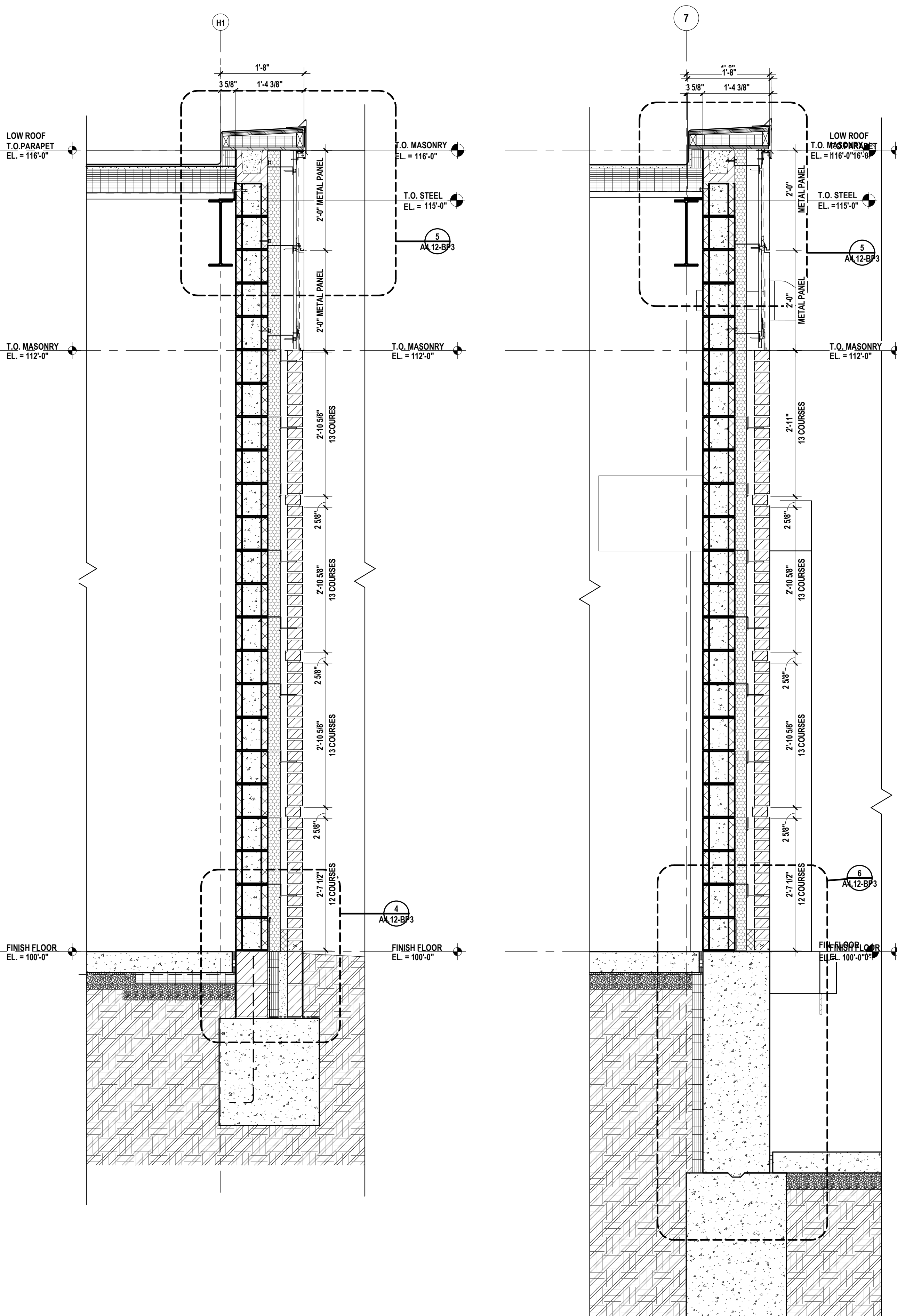
**A4.3-BP3**



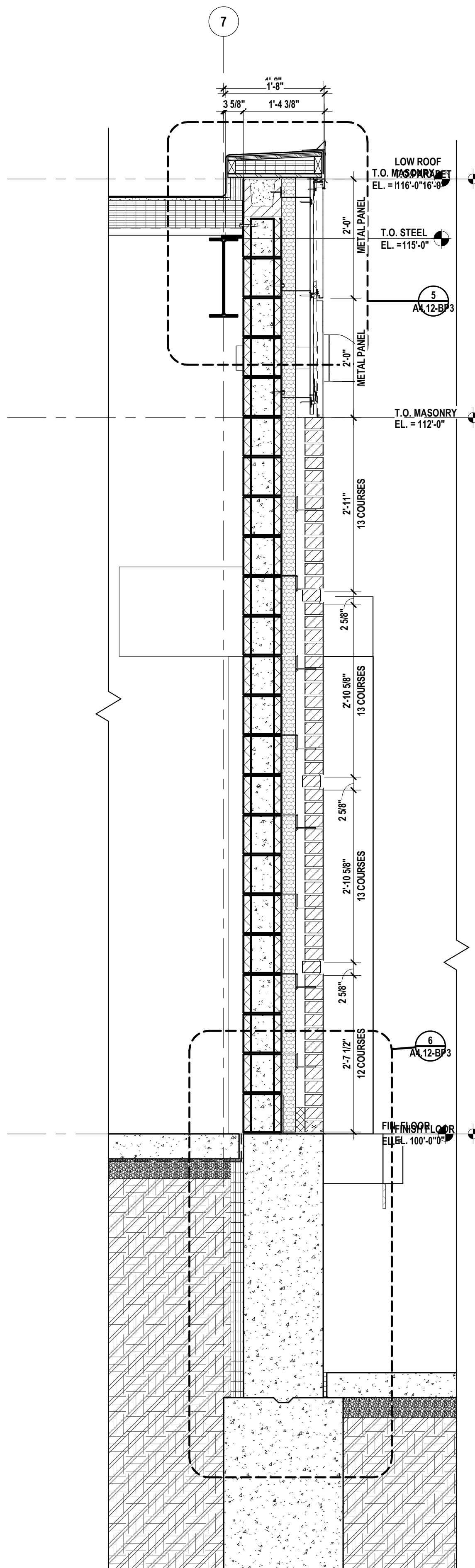
5 WALL SECTION  
SCALE: 3/4" = 1'-0"



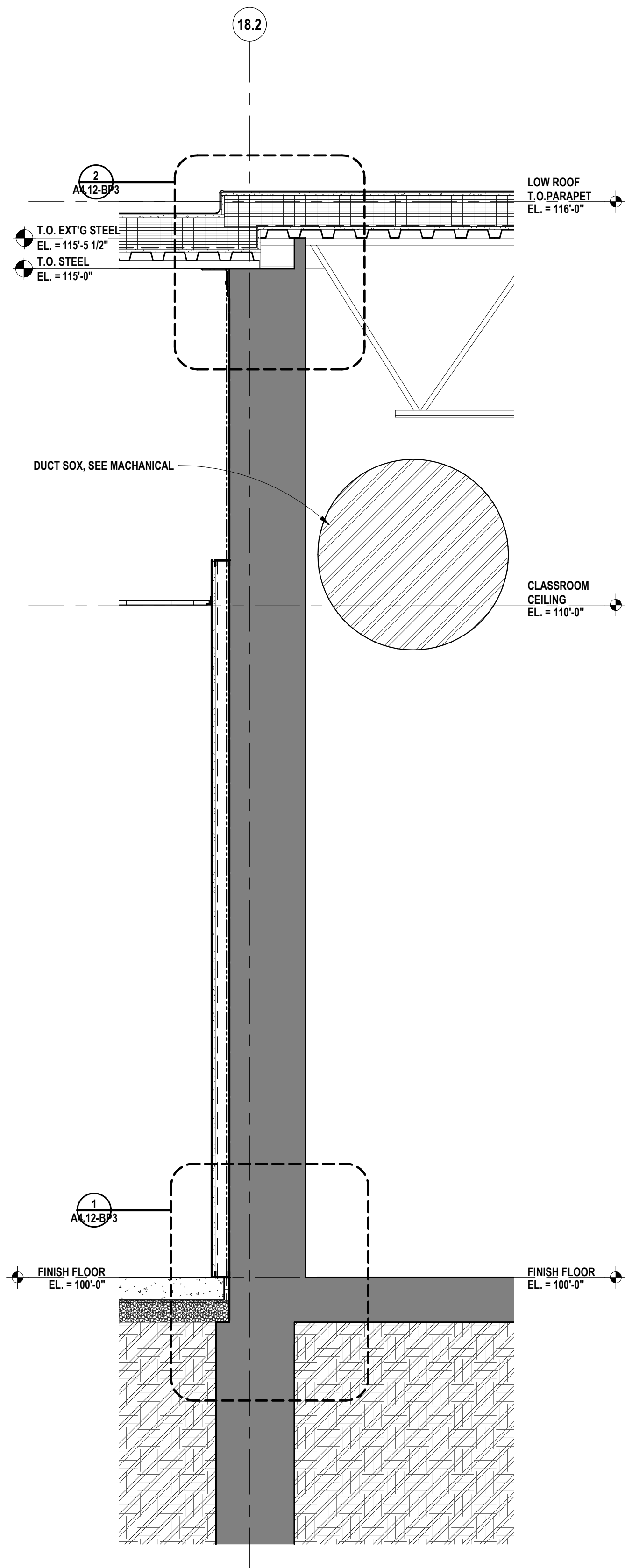
4 WALL SECTION  
SCALE: 3/4" = 1'-0"



3 WALL SECTION  
SCALE: 3/4" = 1'-0"



2 WALL SECTION  
SCALE: 3/4" = 1'-0"



1 WALL SECTION  
SCALE: 3/4" = 1'-0"



REGISTRATION SEAL

CONSULTANT

PROJECT TITLE  
**New High Point  
School**  
**Washtenaw  
Intermediate  
School District**  
1735 South Wagner Road  
Ann Arbor, Michigan

DRAWING TITLE  
**Wall Sections**

ISSUE DATES

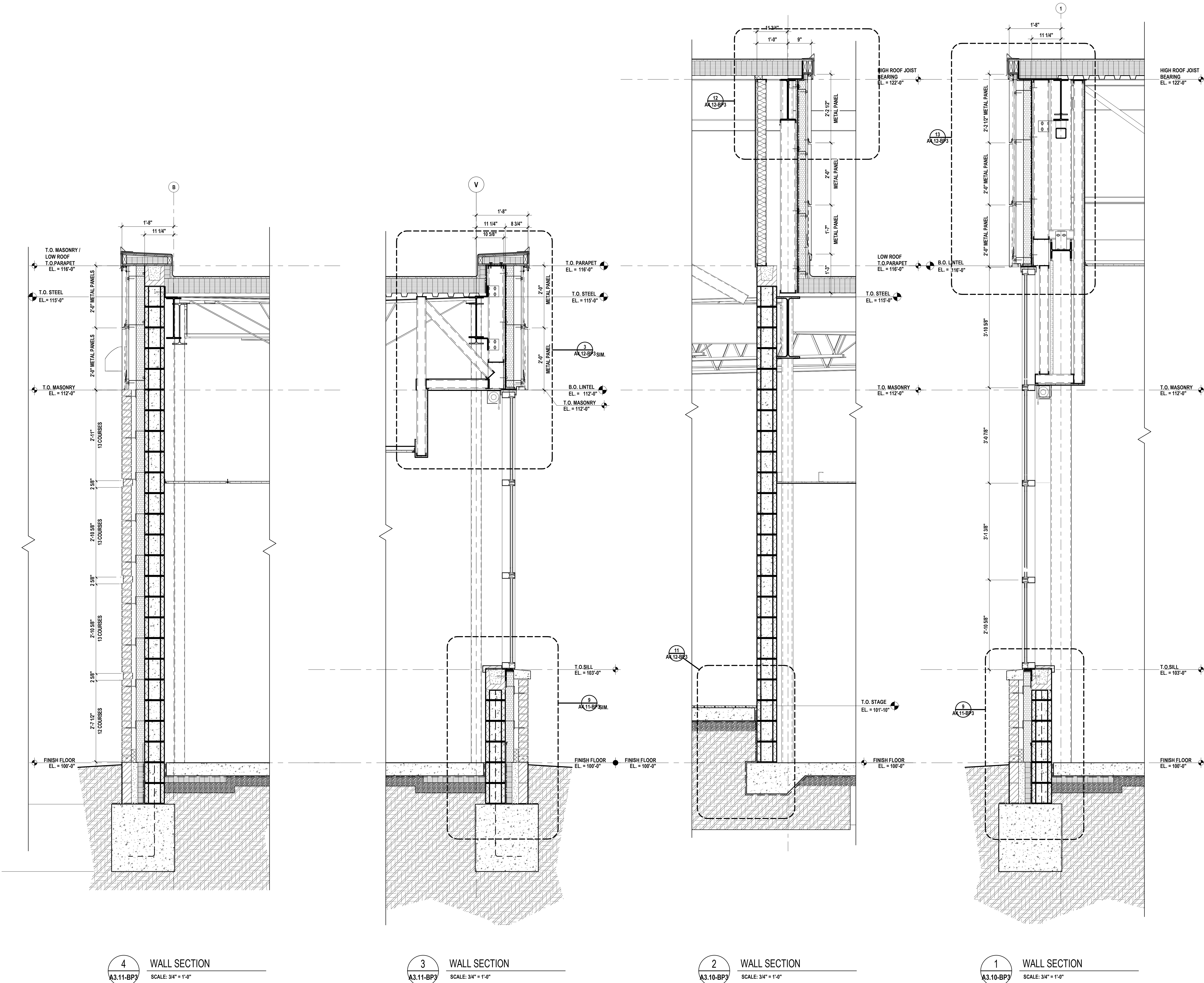
05/27/2020	FOR CONSTRUCTION-BID PACK 3
05/01/2020	95% REVIEW
DATE:	ISSUED FOR:
DRAWN	Author
CHECKED	Checker
APPROVED	Approver

PROJECT NO.

**19040**

DRAWING NO.

**A4.4-BP3**



**4**  
WALL SECTION  
SCALE: 3/4" = 1'-0"

**3**  
WALL SECTION  
SCALE: 3/4" = 1'-0"

**2**  
WALL SECTION  
SCALE: 3/4" = 1'-0"

**1**  
WALL SECTION  
SCALE: 3/4" = 1'-0"



REGISTRATION SEAL

CONSULTANT

PROJECT TITLE  
**New High Point  
School**  
**Washtenaw  
Intermediate  
School District**  
1735 South Wagner Road  
Ann Arbor, Michigan

DRAWING TITLE  
**Wall Sections**

ISSUE DATES

05/27/2020 FOR CONSTRUCTION-BID PACK 3

05/01/2020 95% REVIEW

DATE: ISSUED FOR:

DRAWN Author

CHECKED Checker

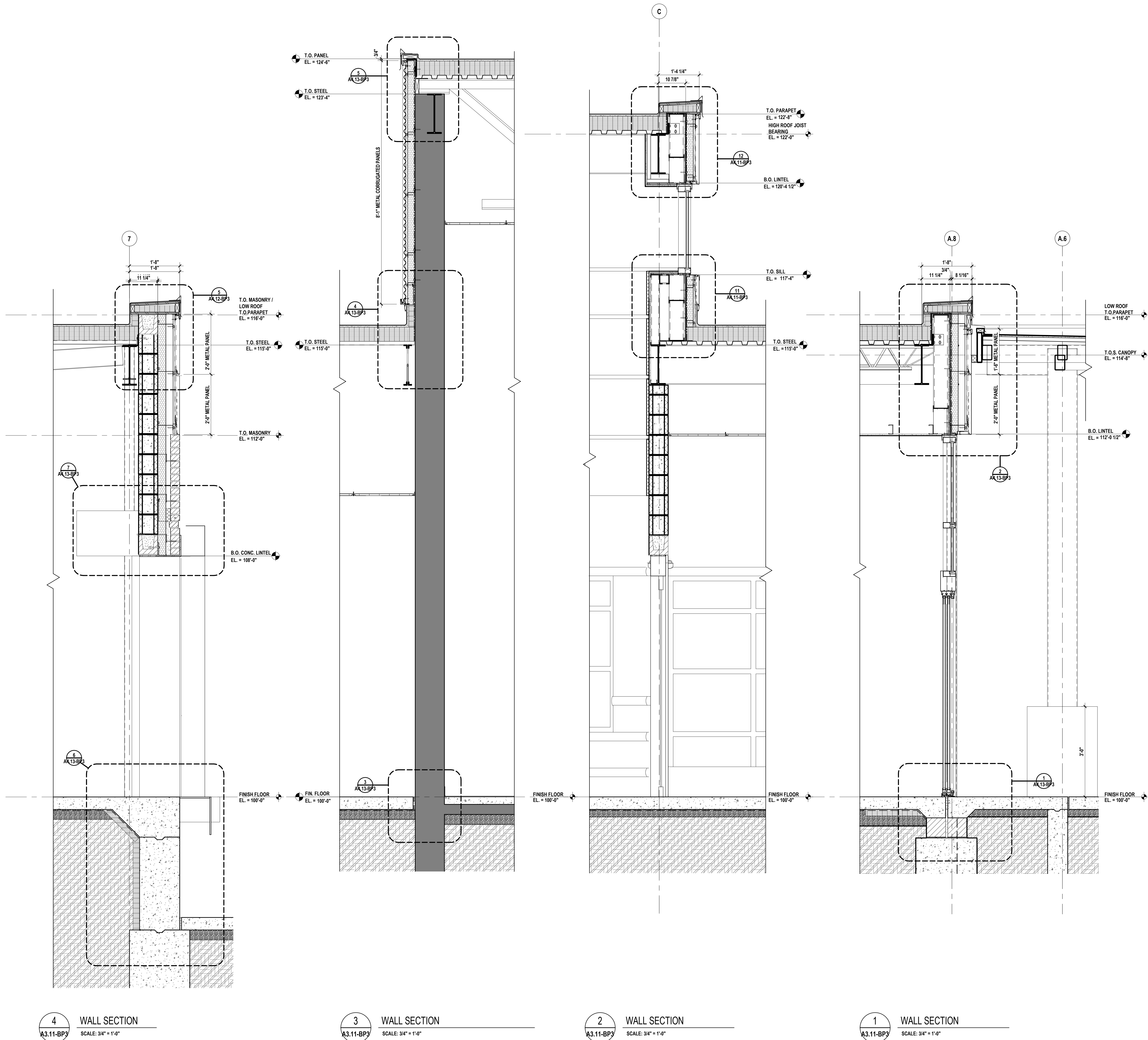
APPROVED Approver

PROJECT NO.

**19040**

DRAWING NO.

**A4.5-BP3**





REGISTRATION SEAL

CONSULTANT

PROJECT TITLE  
**New High Point  
School**  
**Washtenaw  
Intermediate  
School District**  
1735 South Wagner Road  
Ann Arbor, Michigan

DRAWING TITLE  
**Wall Sections**

ISSUE DATES

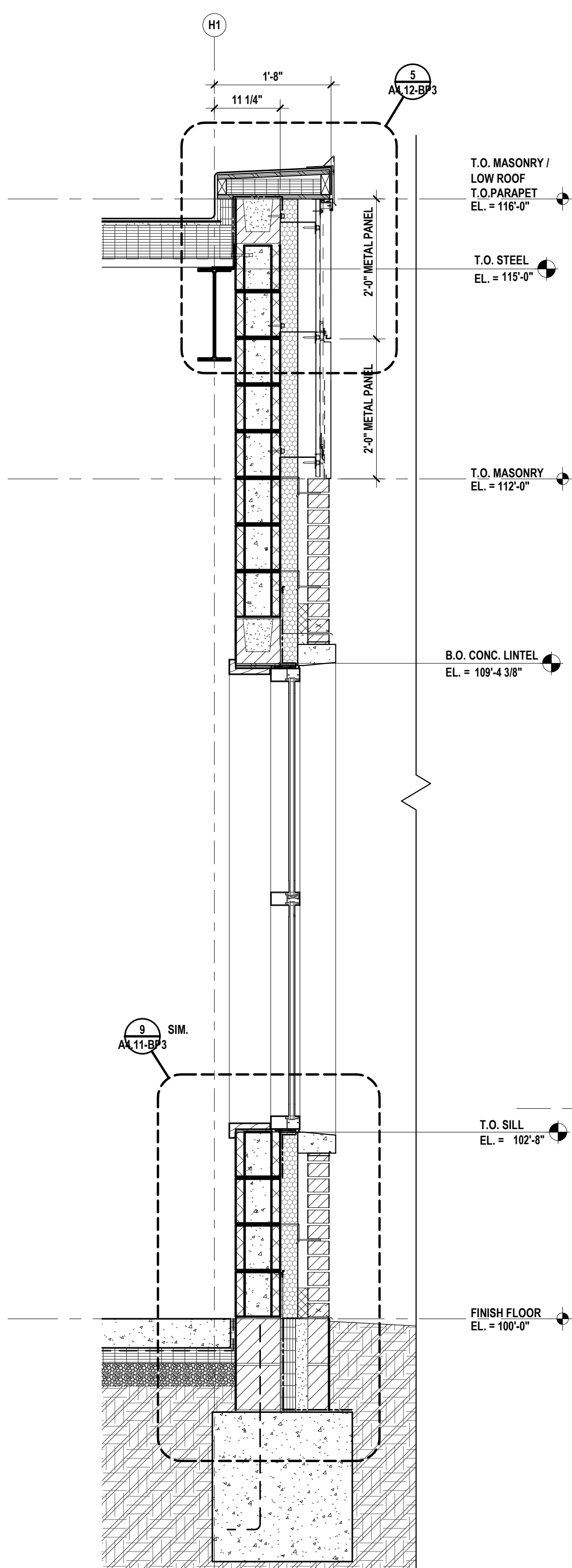
05/27/2020	FOR CONSTRUCTION-BID PACK 3
05/01/2020	95% REVIEW
DATE:	ISSUED FOR:
DRAWN	Author
CHECKED	Checker
APPROVED	Approver

PROJECT NO.

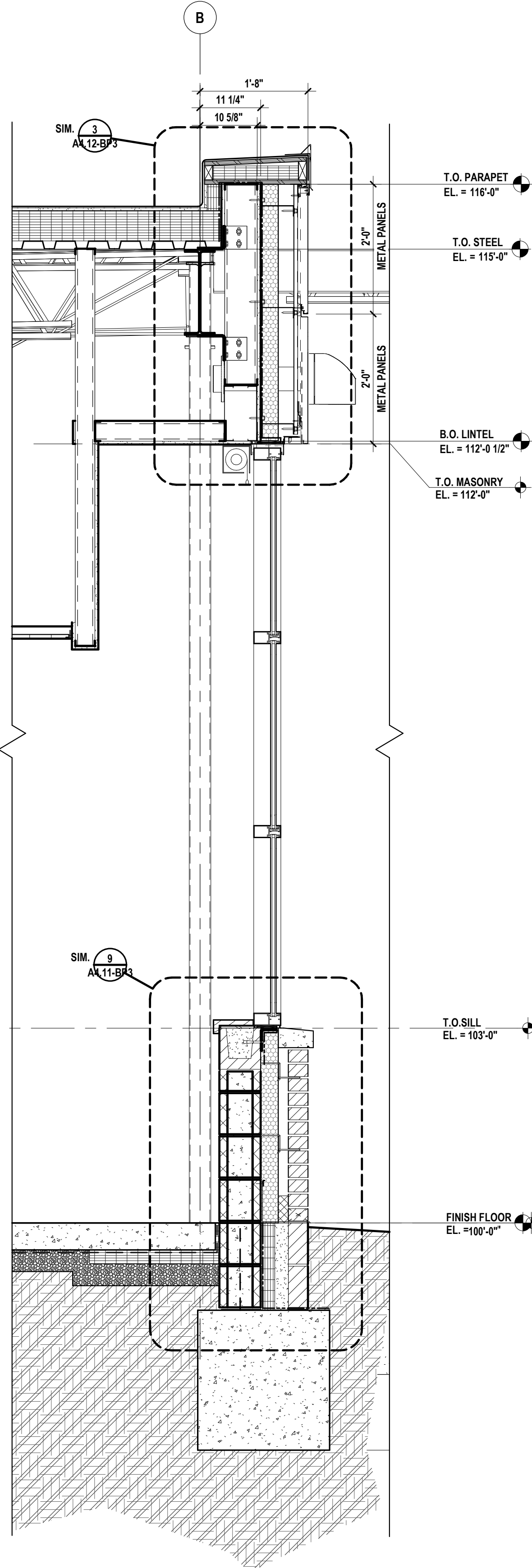
**19040**

DRAWING NO.

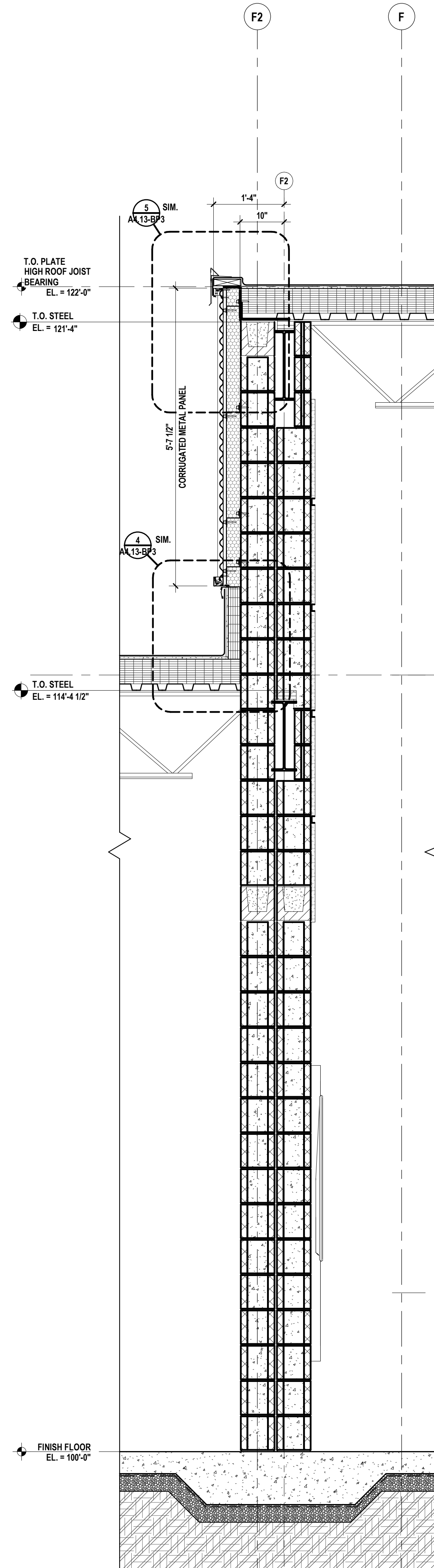
**A4.6-BP3**



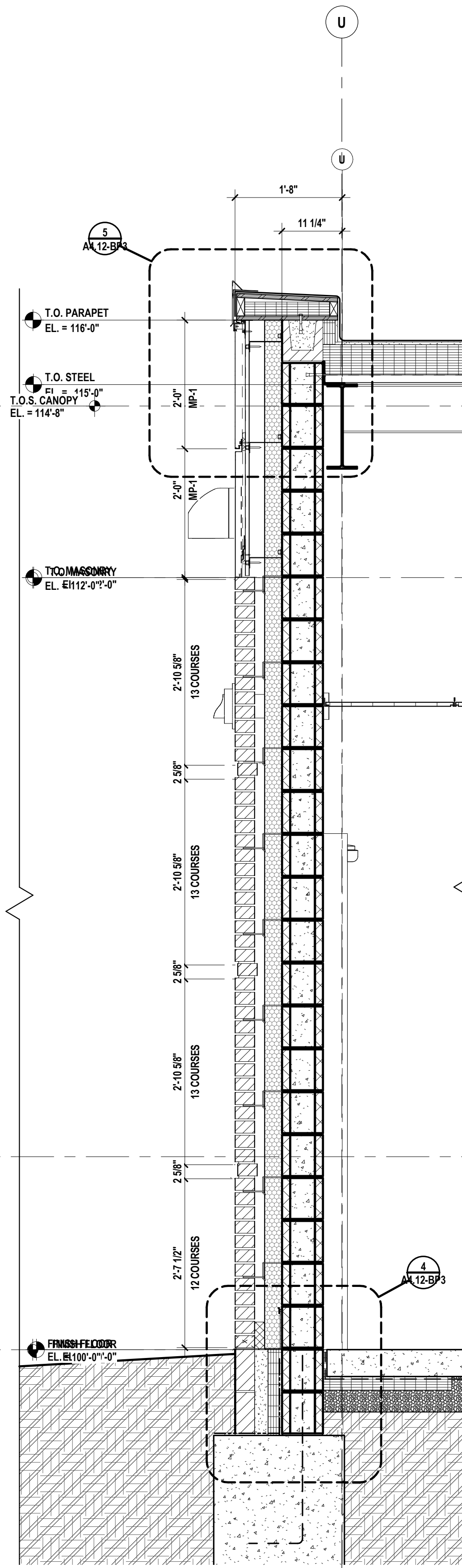
5 WALL SECTION  
SCALE: 3/4" = 1'-0"



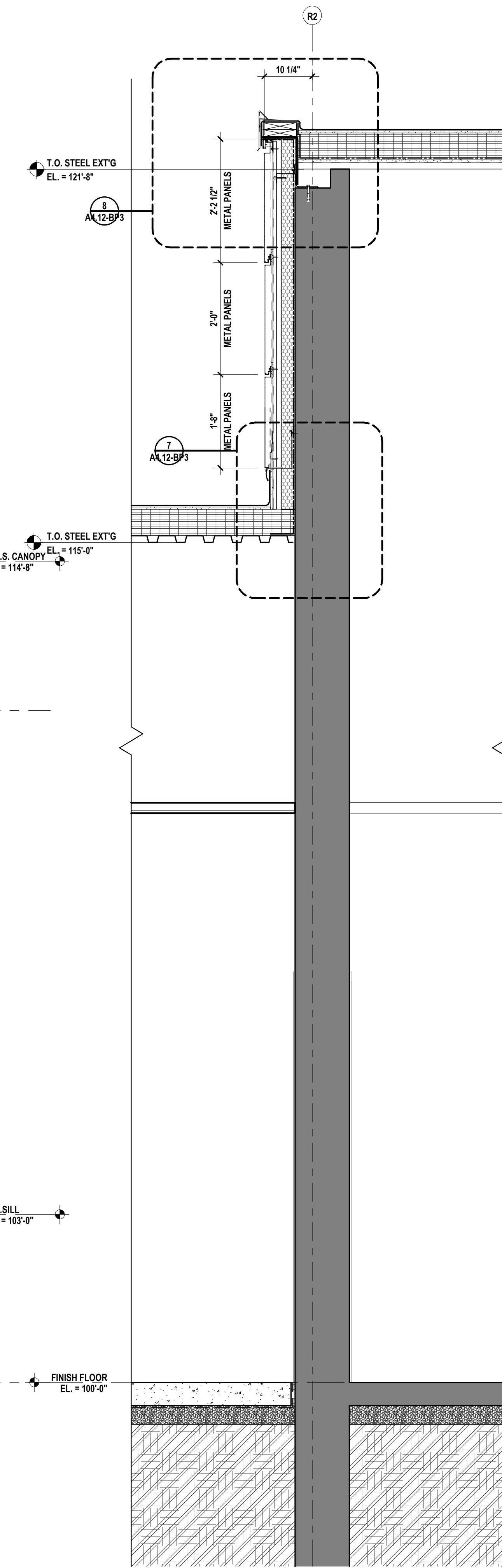
4 WALL SECTION  
SCALE: 3/4" = 1'-0"



3 WALL SECTION  
SCALE: 3/4" = 1'-0"



2 WALL SECTION  
SCALE: 3/4" = 1'-0"



1 WALL SECTION  
SCALE: 3/4" = 1'-0"



REGISTRATION SEAL

CONSULTANT

PROJECT TITLE  
**New High Point  
School**  
**Washtenaw  
Intermediate  
School District**  
1735 South Wagner Road  
Ann Arbor, Michigan

DRAWING TITLE  
**Wall Sections**

ISSUE DATES

05/27/2020 FOR CONSTRUCTION-BID PACK 3  
05/01/2020 95% REVIEW

DATE: ISSUED FOR:

DRAWN Author

CHECKED Checker

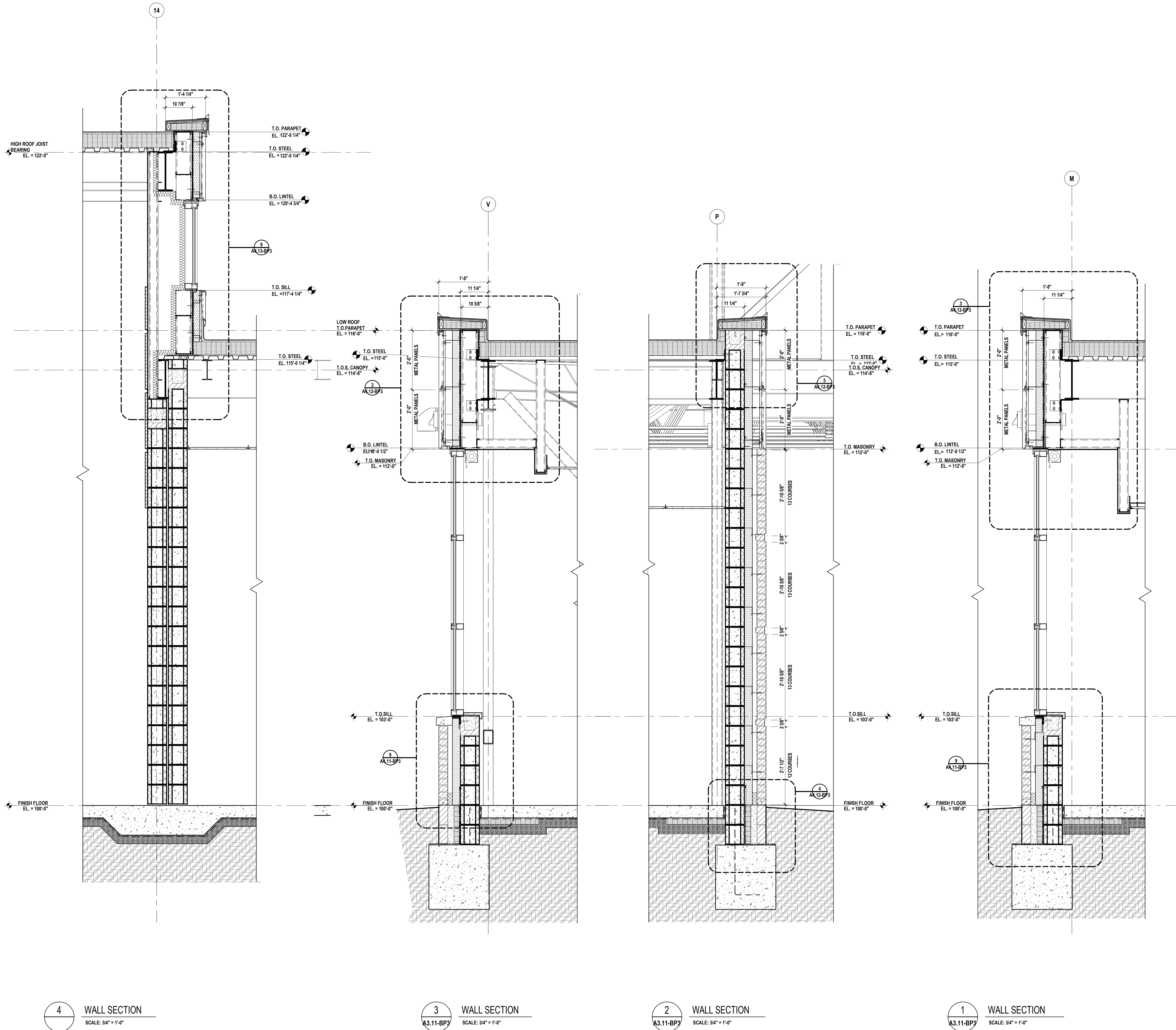
APPROVED Approver

PROJECT NO.

**19040**

DRAWING NO.

**A4.7-BP3**







**Mitchell  
and  
Mouat  
Architects**  
15001 FOURTH AVENUE, Ann Arbor, Michigan 48104  
362-730-7070 FAX 362-730-662-3882 MAMa@mittelmouat.com

REGISTRATION SEAL

CONSULTANT

PROJECT TITLE

# New High Point School

Washtenaw  
Intermediate  
School District

1735 South Wagner Road  
Ann Arbor, Michigan

DRAWING TITLE

## Section Detail

## ISSUE DATES

05/27/2020 FOR CONSTRUCTION-BID PACK 3

05/01/2020	95% REVIEW
------------	------------

DATE: ISSUED FOR:

DRAWN	Author
-------	--------

DOI: 10.1002/for	Author
10.1002/for.1000	

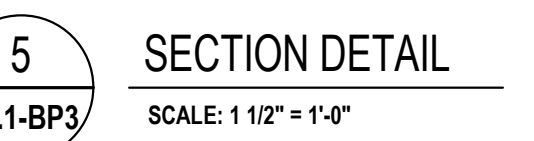
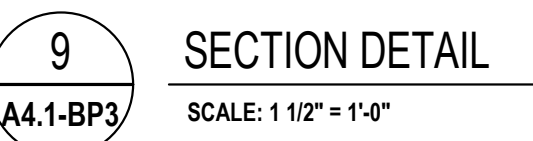
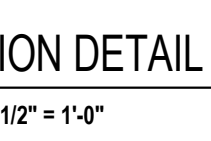
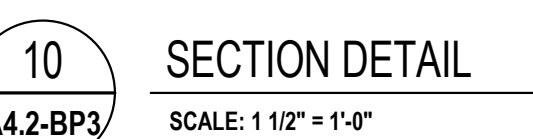

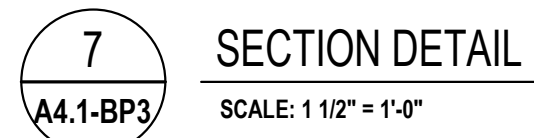
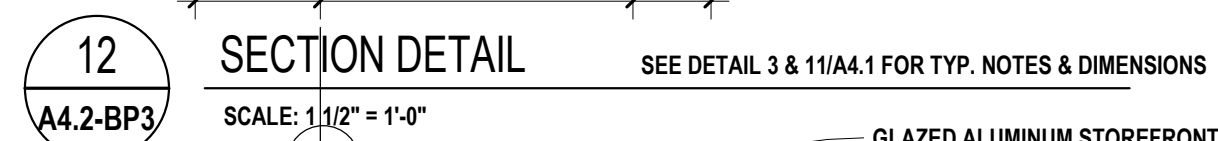
CHECKED	Checker
---------	---------

PROJECT NO.

19040

DRAWING NO.

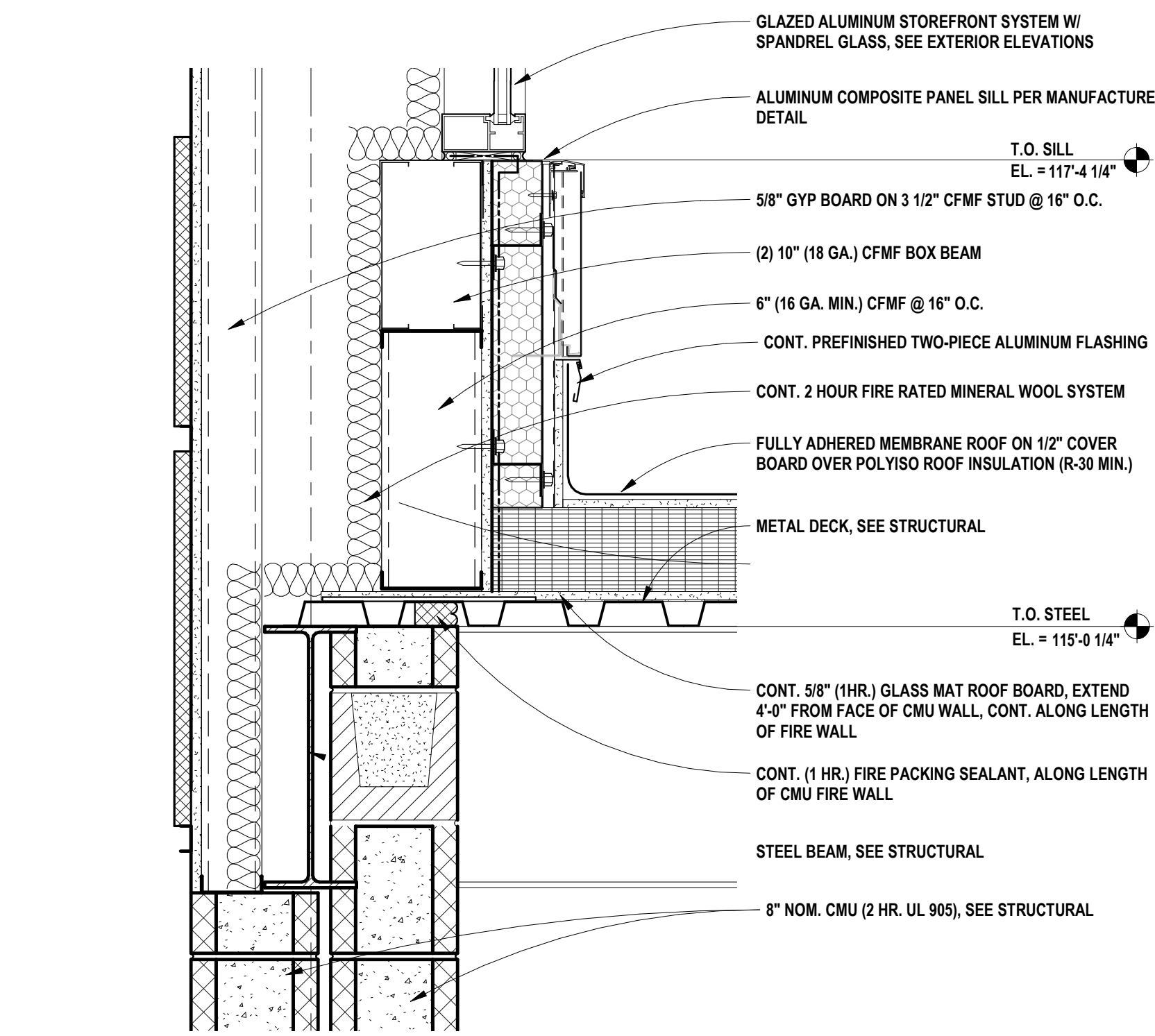
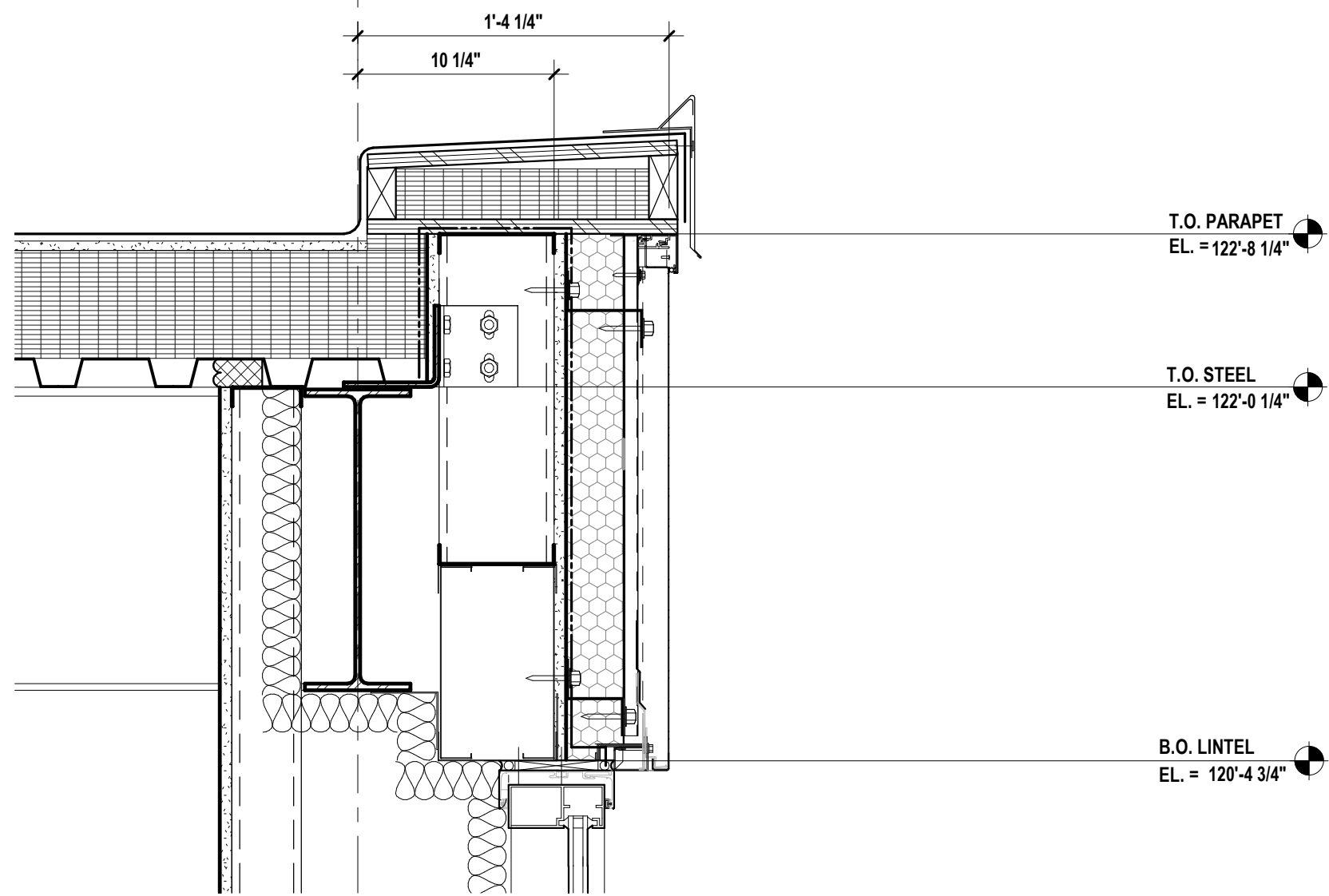
### A4.11-BP3



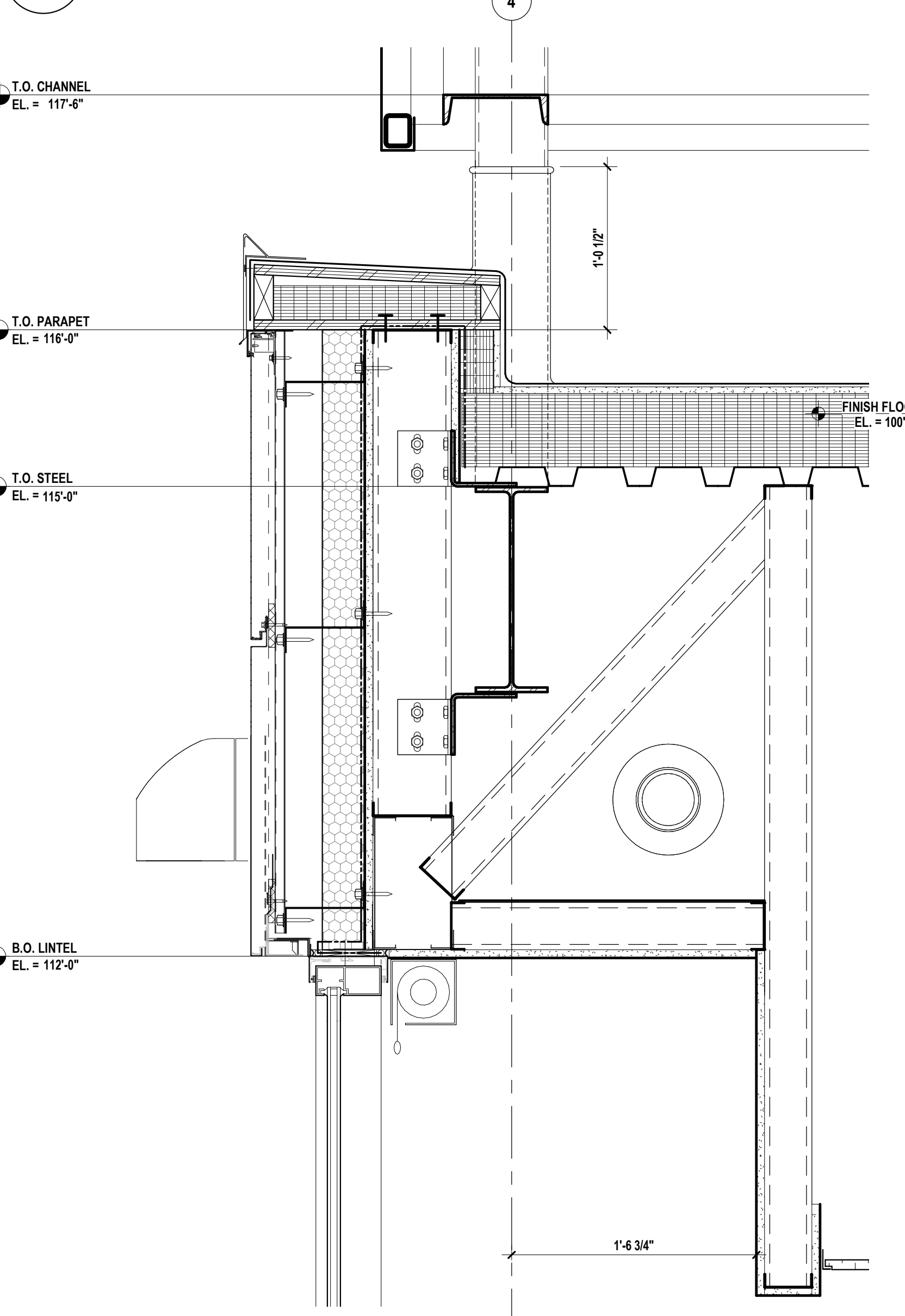




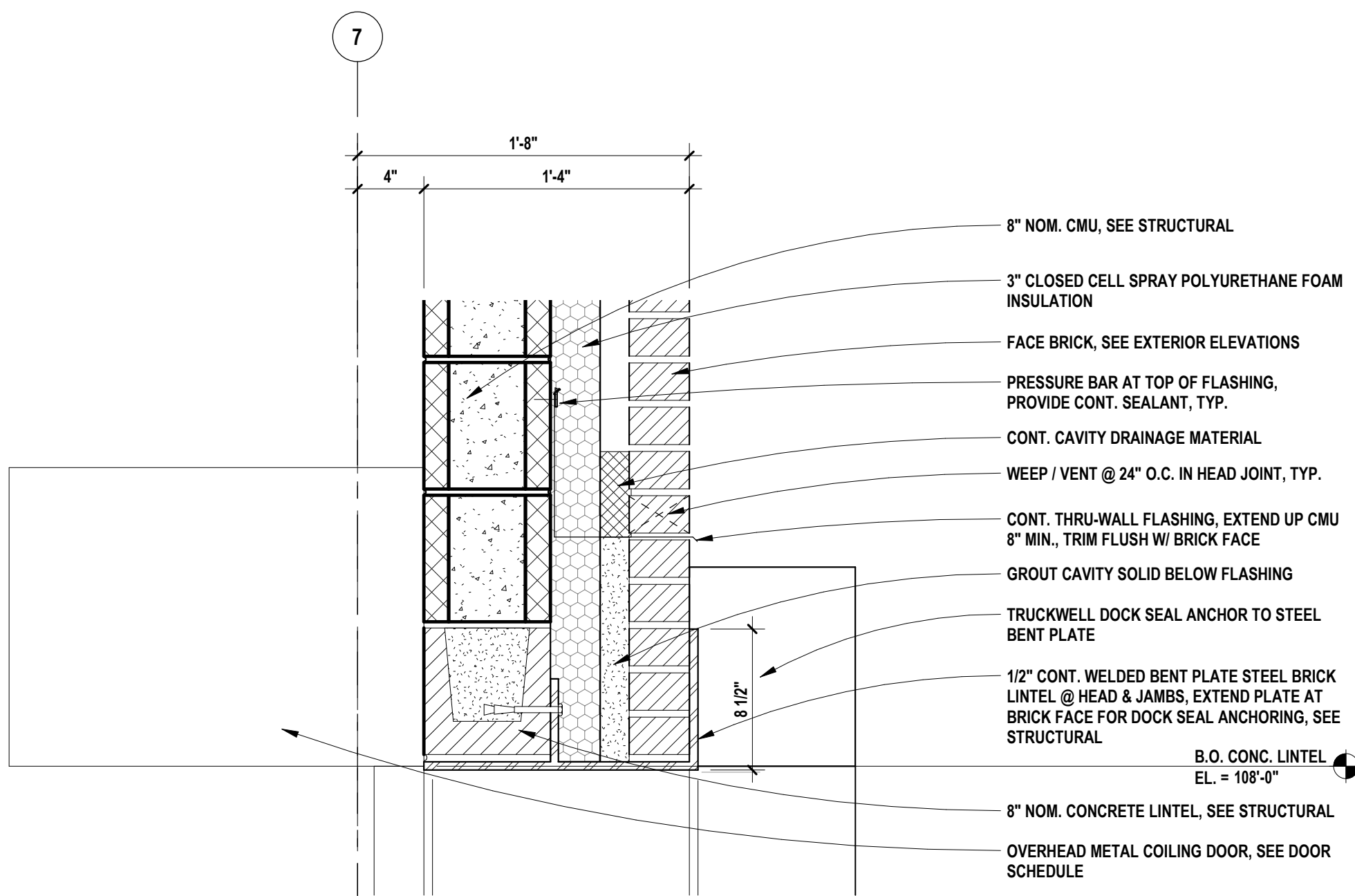




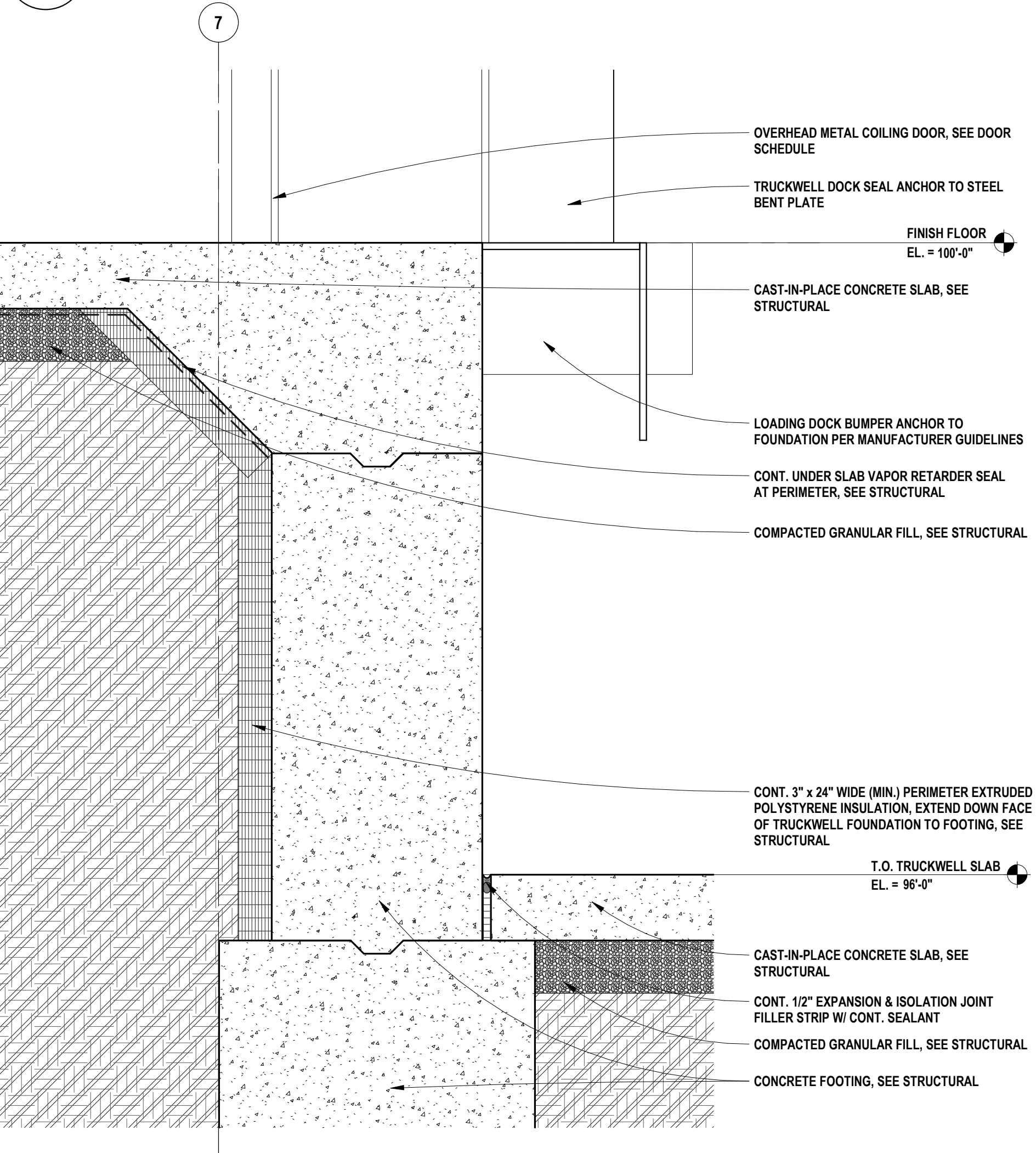
9 SECTION DETAIL SEE DETAIL 2/A4.13 FOR TYP. NOTES & DIMENSIONS  
SCALE: 1 1/2" = 1'-0"



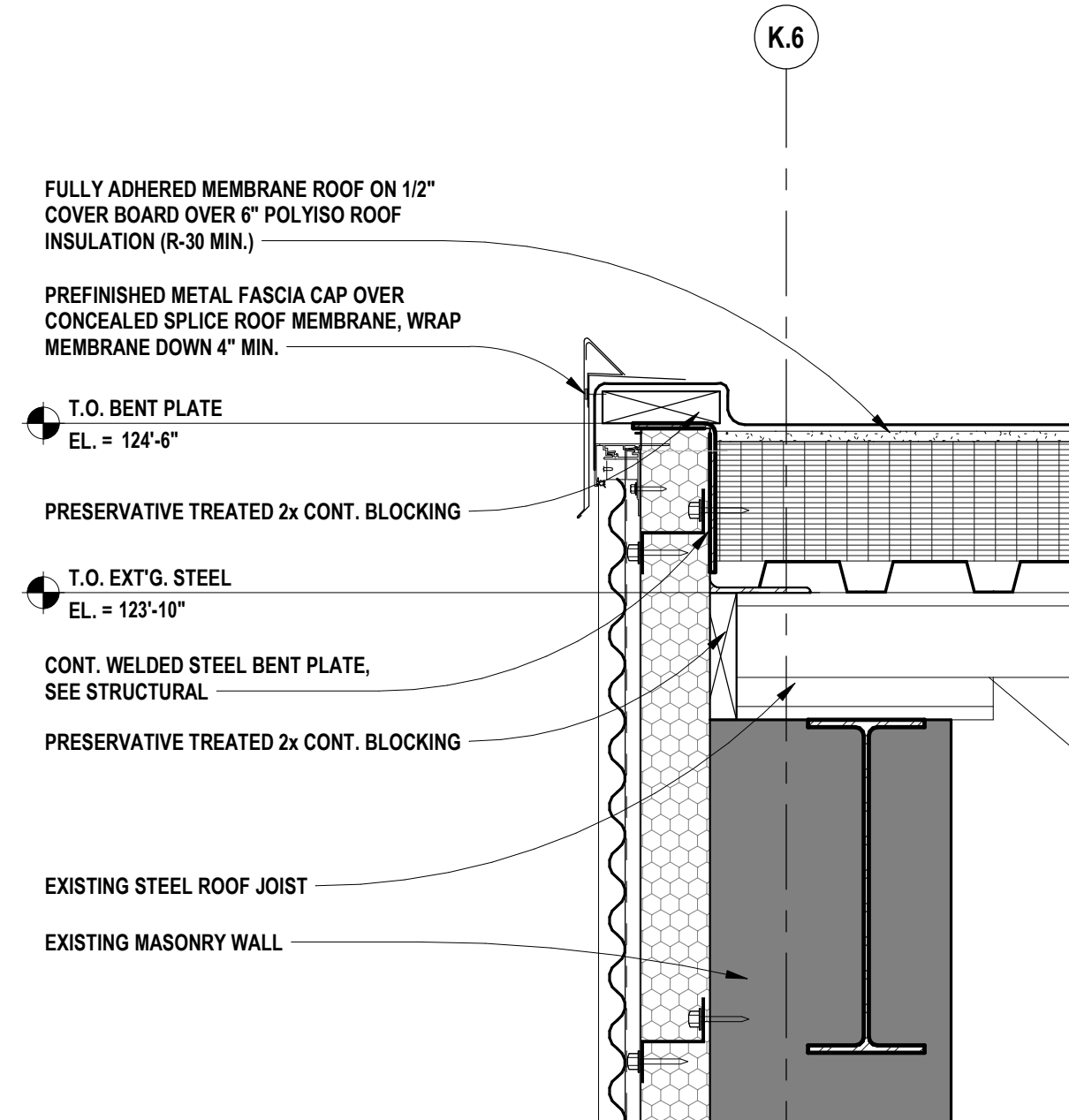
8 SECTION DETAIL SEE DETAIL 2/A4.13 FOR TYP. NOTES & DIMENSIONS  
SCALE: 1 1/2" = 1'-0"



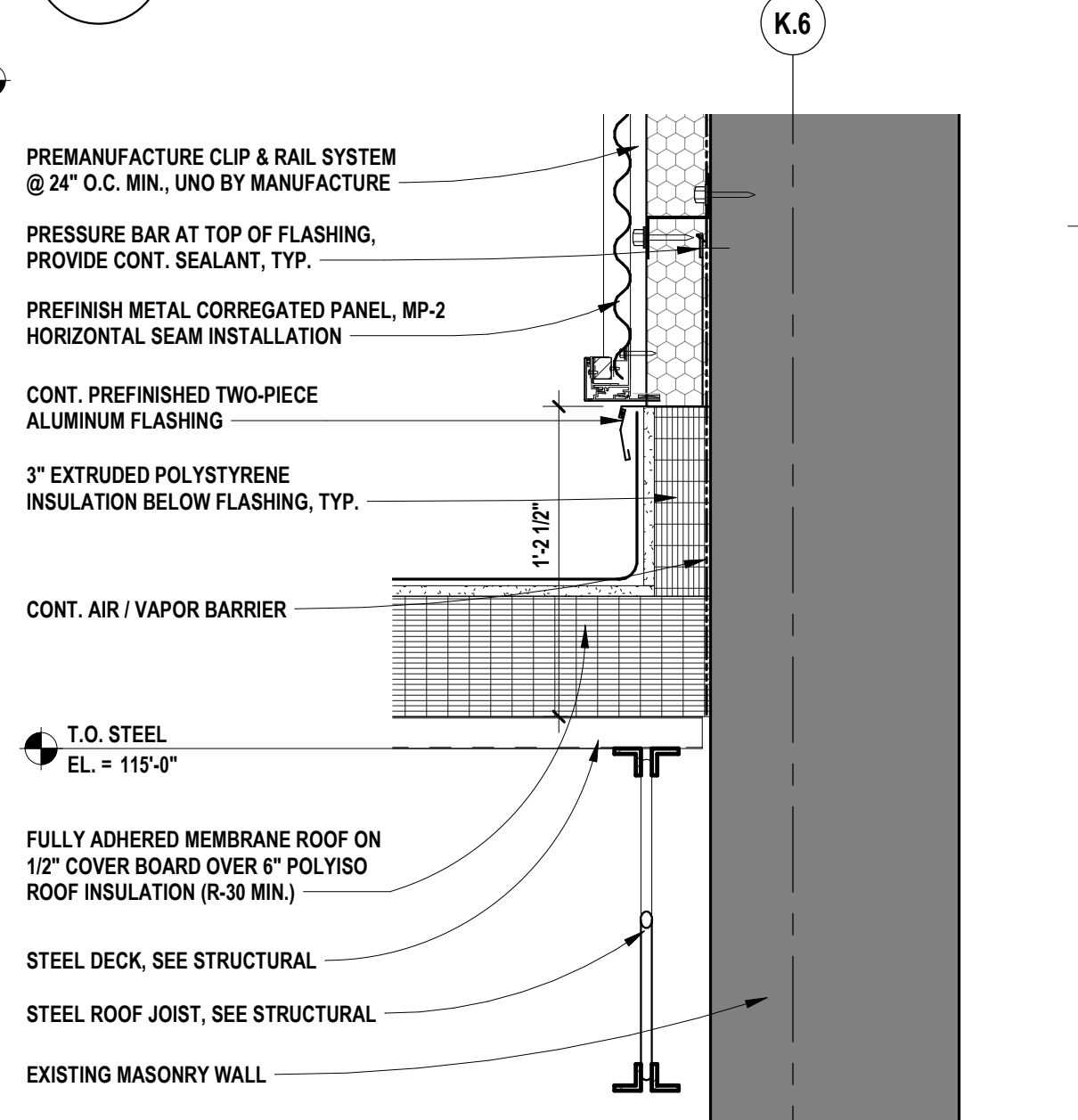
7 SECTION DETAIL  
SCALE: 1 1/2" = 1'-0"



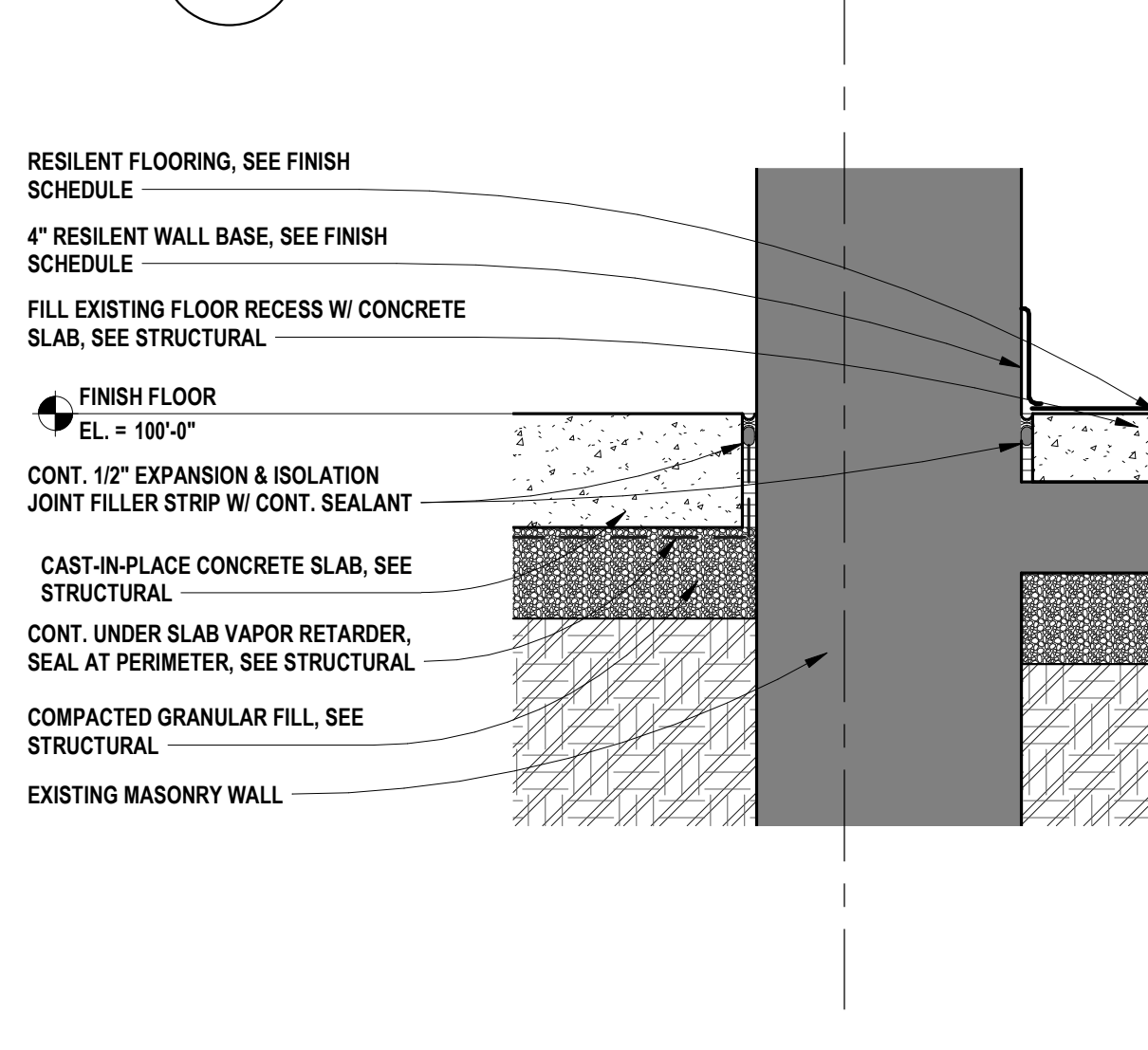
6 SECTION DETAIL  
SCALE: 1 1/2" = 1'-0"



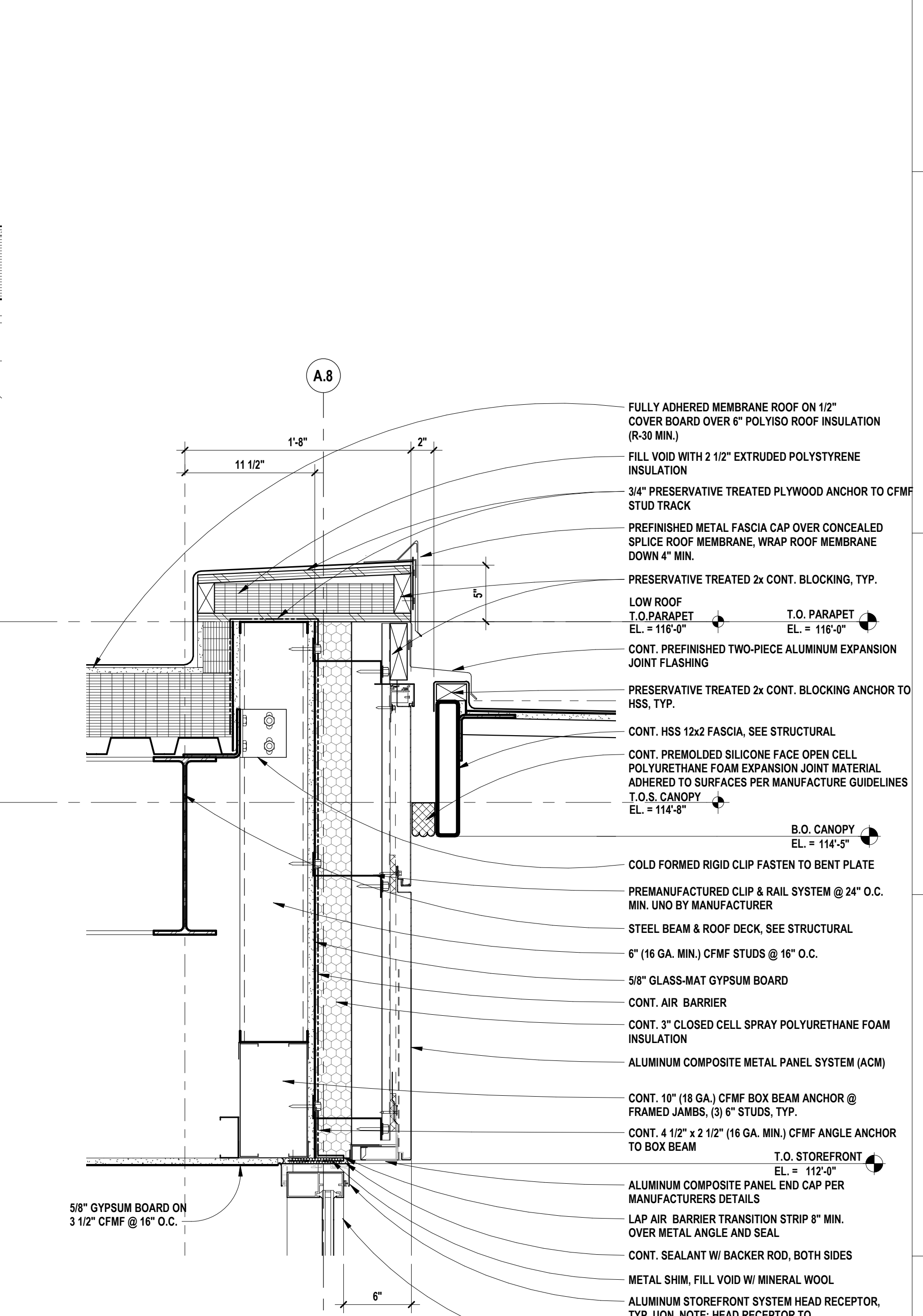
5 SECTION DETAIL SEE DETAIL 4/A4.13 FOR TYP. NOTES & DIMENSIONS  
SCALE: 1 1/2" = 1'-0"



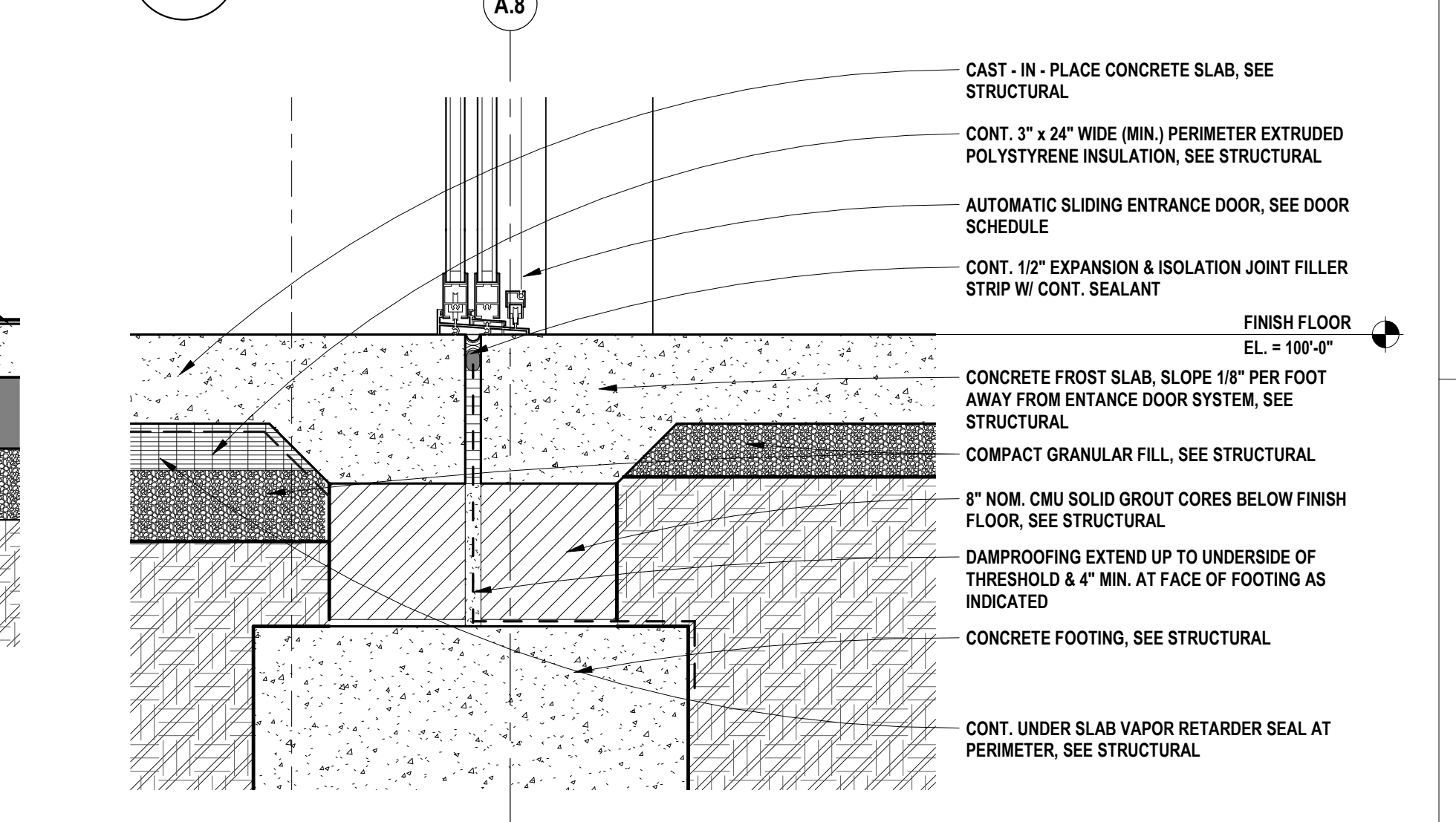
4 SECTION DETAIL  
SCALE: 1 1/2" = 1'-0"



3 SECTION DETAIL  
SCALE: 1 1/2" = 1'-0"



2 SECTION DETAIL  
SCALE: 1 1/2" = 1'-0"



1 SECTION DETAIL  
SCALE: 1 1/2" = 1'-0"

REGISTRATION SEAL

CONSULTANT

PROJECT TITLE  
**New High Point School**  
**Washtenaw Intermediate School District**  
1735 South Wagner Road  
Ann Arbor, Michigan

DRAWING TITLE  
**Section Detail**

ISSUE DATES

05/27/2020	FOR CONSTRUCTION-BID PACK 3
05/01/2020	95% REVIEW
DATE:	ISSUED FOR:
DRAWN	Author
CHECKED	Checker
APPROVED	Approver

PROJECT NO.

**19040**

DRAWING NO.

**A4.13-BP3**



REGISTRATION SEAL

CONSULTANT

PROJECT TITLE

New High Point  
School

Washtenaw  
Intermediate  
School District

1735 South Wagner Road  
Ann Arbor, Michigan

DRAWING TITLE

PLAN DETAILS

ISSUE DATES

05/27/2020 FOR CONSTRUCTION-BID PACK 3

05/01/2020 95% REVIEW

DATE: ISSUED FOR:

DRAWN Author

CHECKED Checker

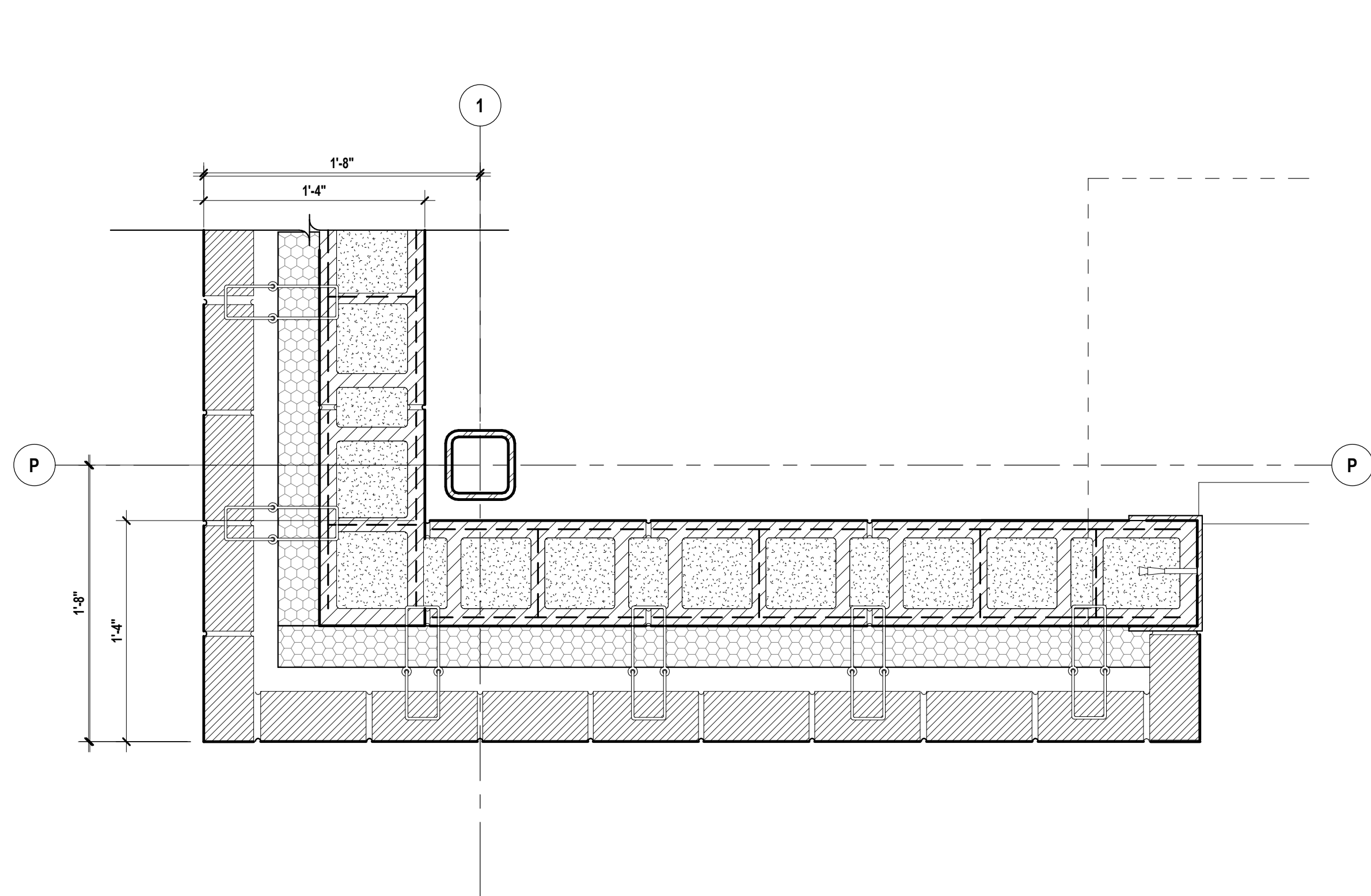
APPROVED Approver

PROJECT NO.

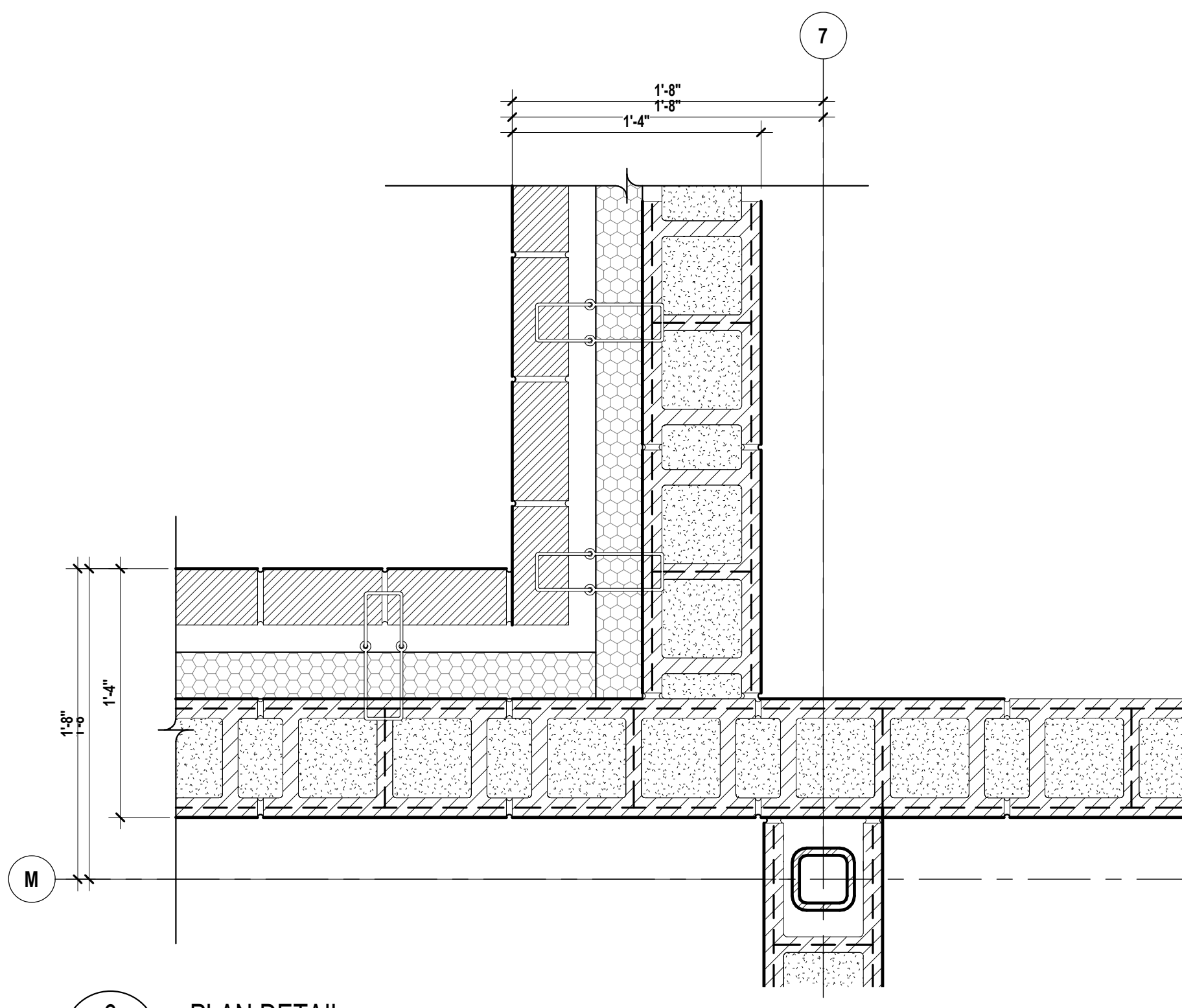
19040

DRAWING NO.

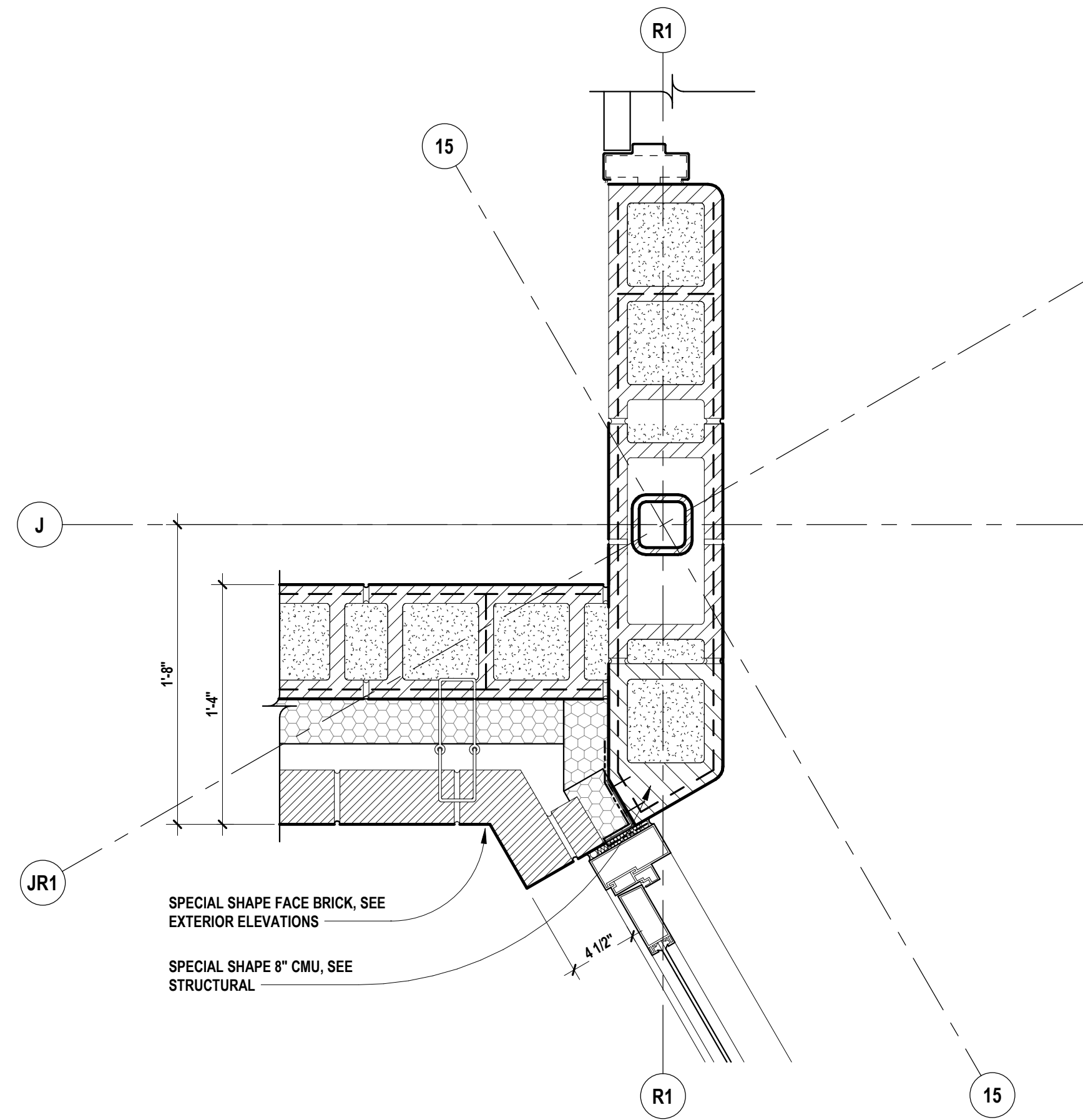
A5.1-BP3



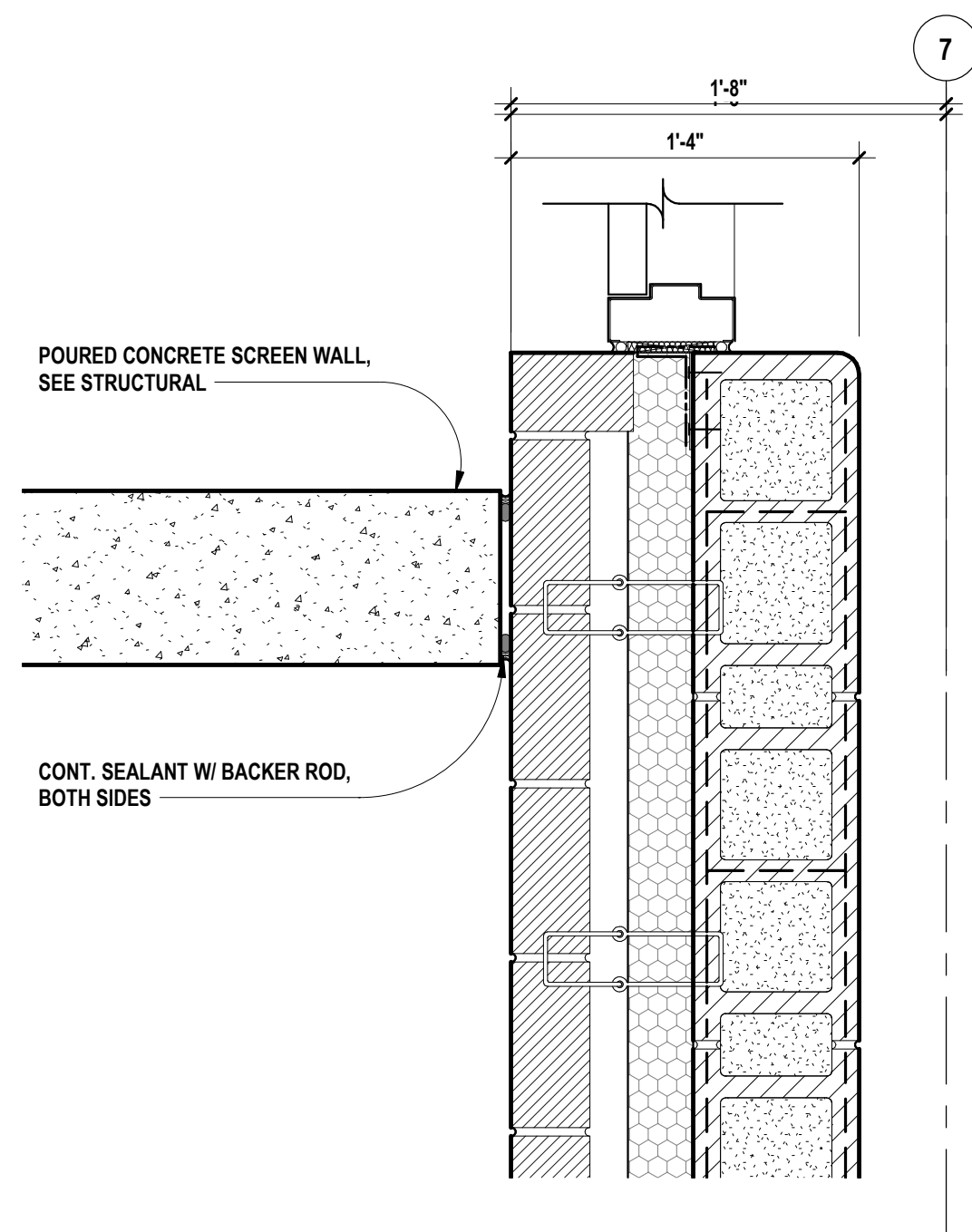
9 PLAN DETAIL SEE DETAIL 1/A5.5 FOR TYP. NOTES & DIMENSIONS  
SCALE: 1 1/2" = 1'-0"



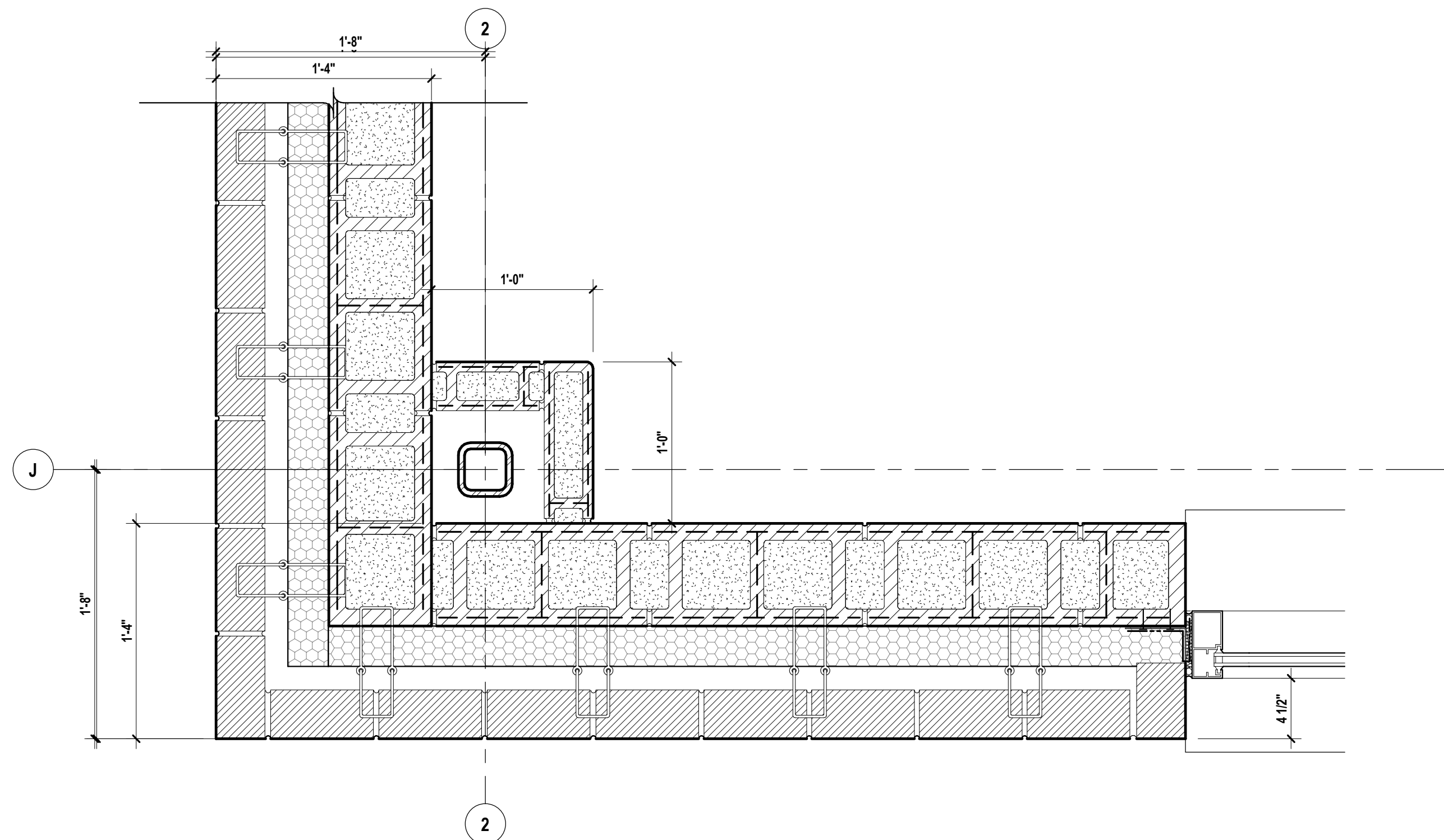
6 PLAN DETAIL SEE DETAIL 1/A5.5 FOR TYP. NOTES & DIMENSIONS  
SCALE: 1 1/2" = 1'-0"



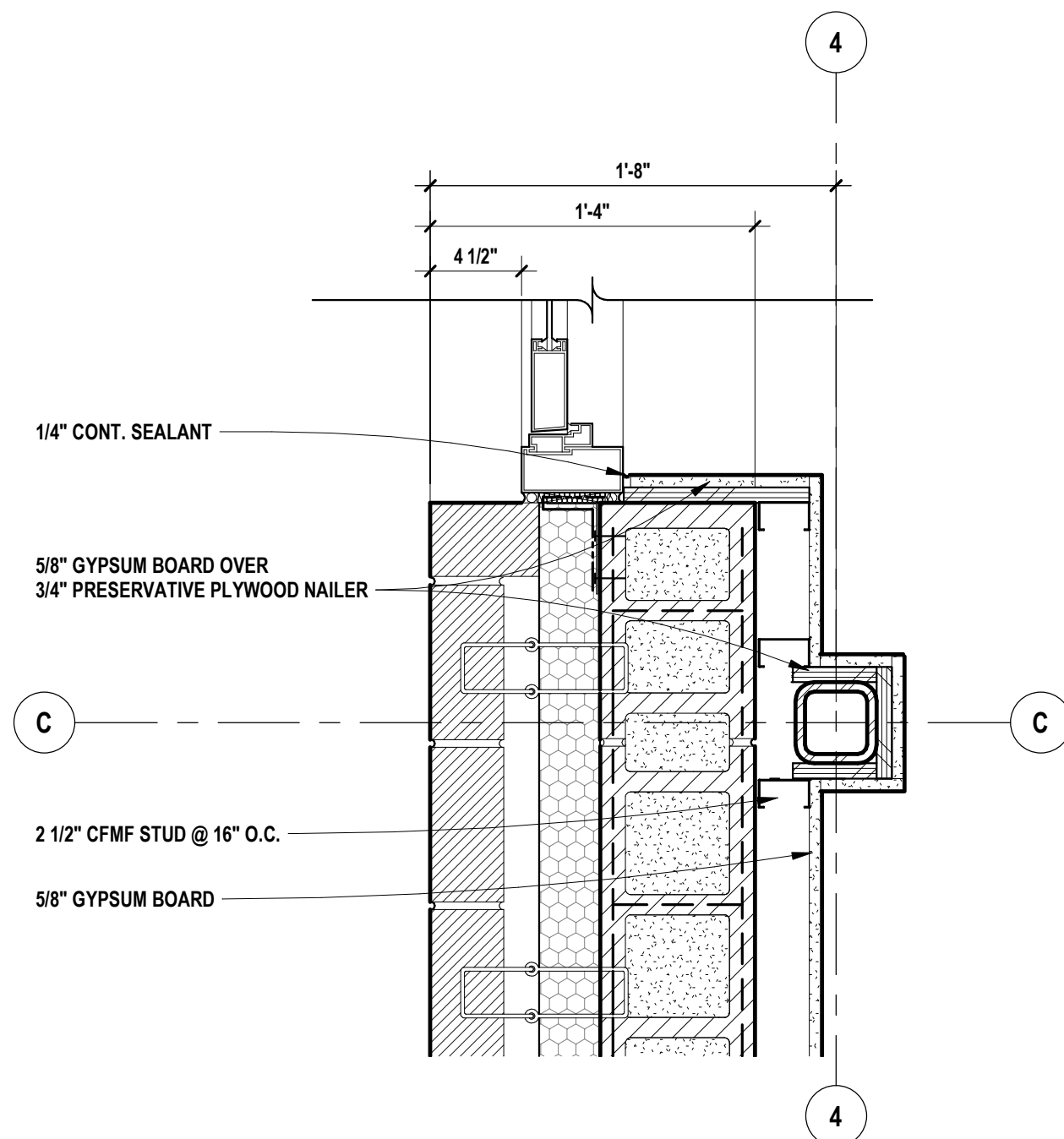
3 PLAN DETAIL SEE DETAIL 1/A5.5 FOR TYP. NOTES & DIMENSIONS  
SCALE: 1 1/2" = 1'-0"



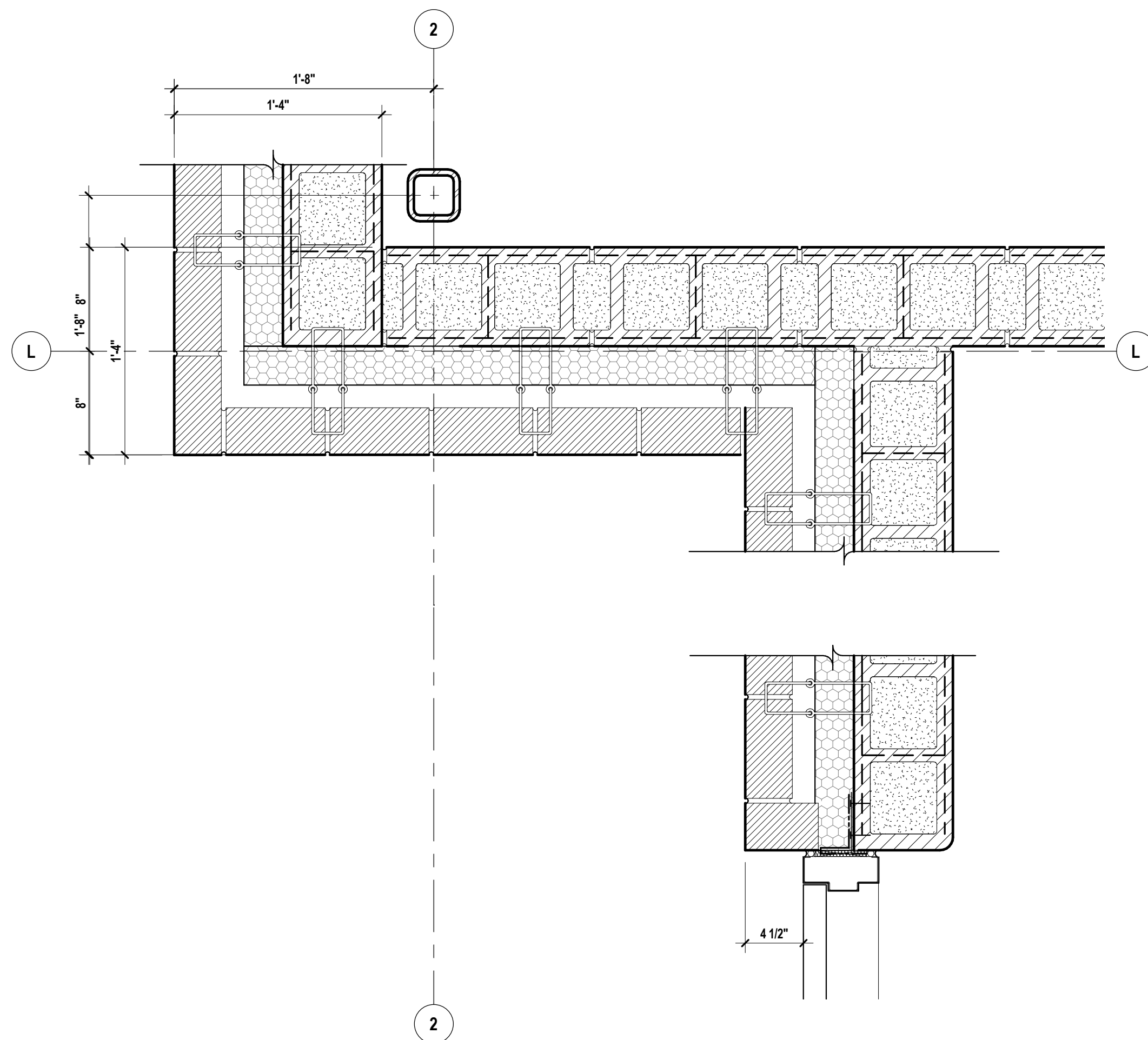
8 PLAN DETAIL SEE DETAIL 1/A5.5 FOR TYP. NOTES & DIMENSIONS  
SCALE: 1 1/2" = 1'-0"



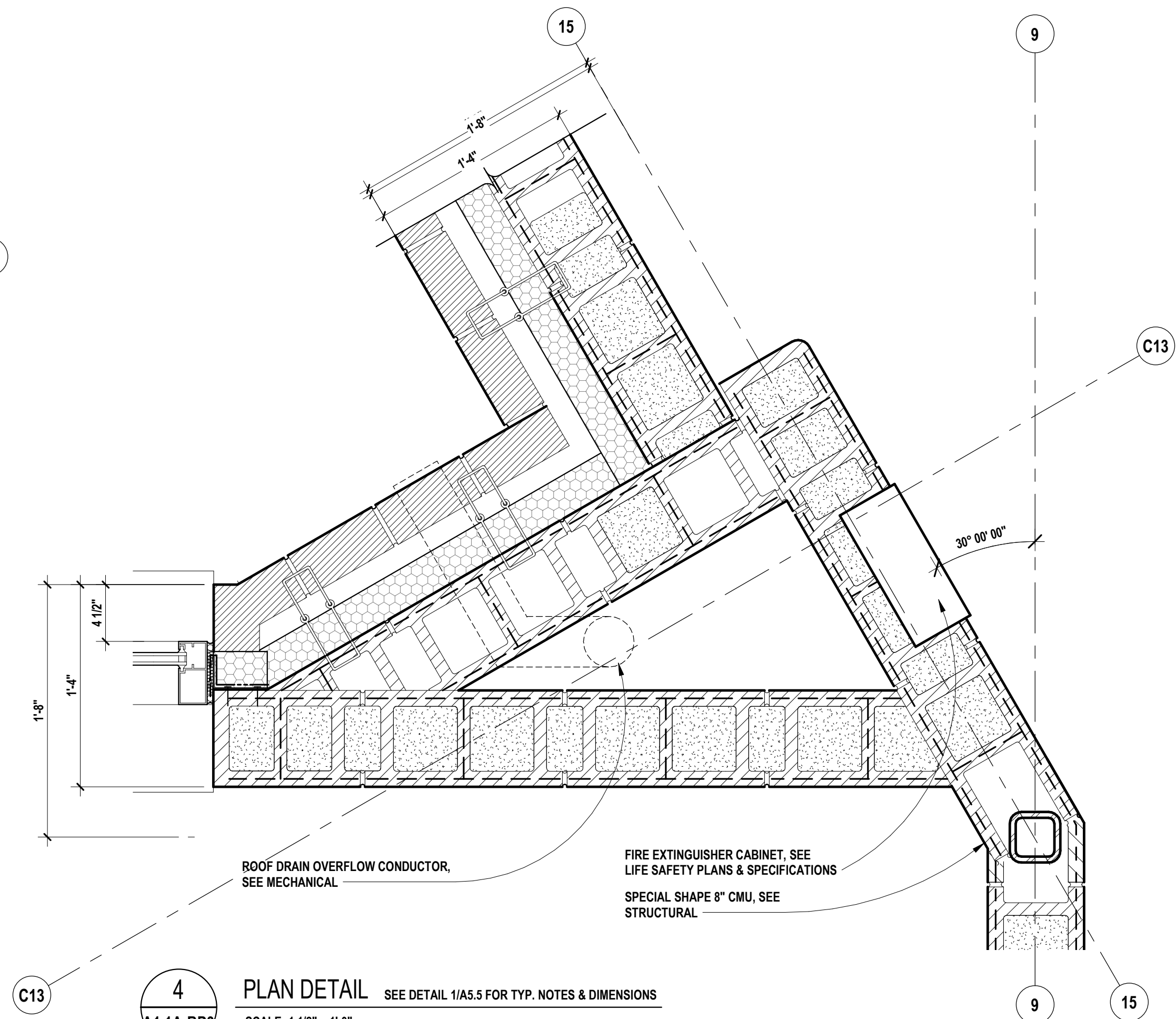
5 PLAN DETAIL SEE DETAIL 1/A5.5 FOR TYP. NOTES & DIMENSIONS  
SCALE: 1 1/2" = 1'-0"



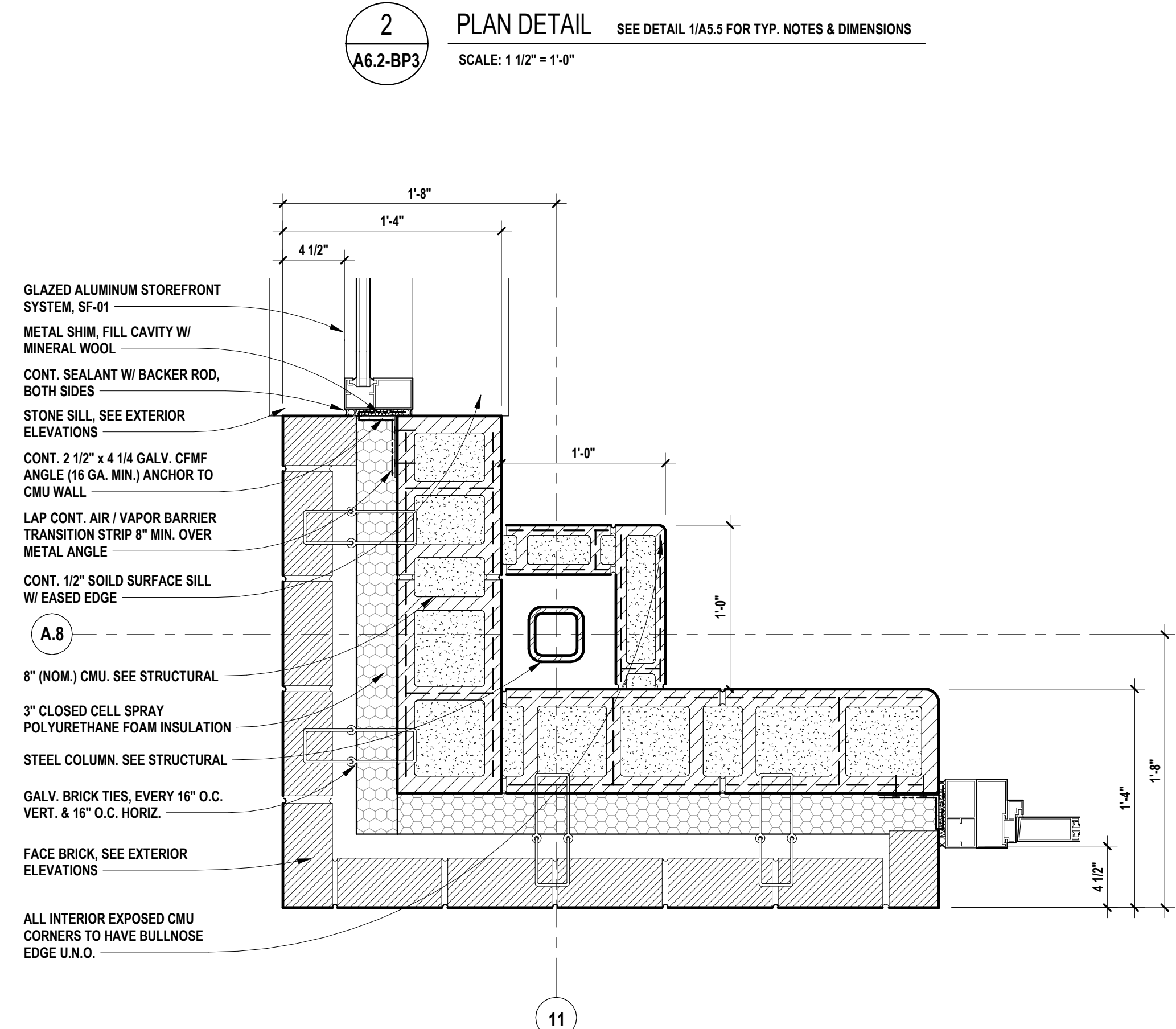
2 PLAN DETAIL SEE DETAIL 1/A5.5 FOR TYP. NOTES & DIMENSIONS  
SCALE: 1 1/2" = 1'-0"



7 PLAN DETAIL SEE DETAIL 1/A5.5 FOR TYP. NOTES & DIMENSIONS  
SCALE: 1 1/2" = 1'-0"



4 PLAN DETAIL SEE DETAIL 1/A5.5 FOR TYP. NOTES & DIMENSIONS  
SCALE: 1 1/2" = 1'-0"



1 PLAN DETAIL SEE DETAIL 1/A5.5 FOR TYP. NOTES & DIMENSIONS  
SCALE: 1 1/2" = 1'-0"

GLAZED ALUMINUM STOREFRONT SYSTEM, SF-01  
METAL SHIM, FILL CAVITY W/ MINERAL WOOL  
CONT. SEALANT W/ BACKER ROD, BOTH SIDES  
STONE SILL, SEE EXTERIOR ELEVATIONS  
CONT. 2 1/2" x 4 1/4 GALV. CFMF ANGLE (16 GA. MIN.) ANCHOR TO CMU WALL  
LAP CONT. AIR / VAPOR BARRIER TRANSITION STRIP 8" MIN. OVER METAL ANGLE  
CONT. 1/2" SOLID SURFACE SILL W/ EASED EDGE  
8" (NOM.) CMU, SEE STRUCTURAL  
3" CLOSED CELL SPRAY POLYURETHANE FOAM INSULATION  
STEEL COLUMN, SEE STRUCTURAL  
GALV. BRICK TIES, EVERY 16" O.C. VERT. & 16" O.C. HORIZ.  
FACE BRICK, SEE EXTERIOR ELEVATIONS  
ALL INTERIOR EXPOSED CMU CORNERS TO HAVE BULLNOSE EDGE U.N.O.

POURED CONCRETE SCREEN WALL, SEE STRUCTURAL

CONT. SEALANT W/ BACKER ROD, BOTH SIDES

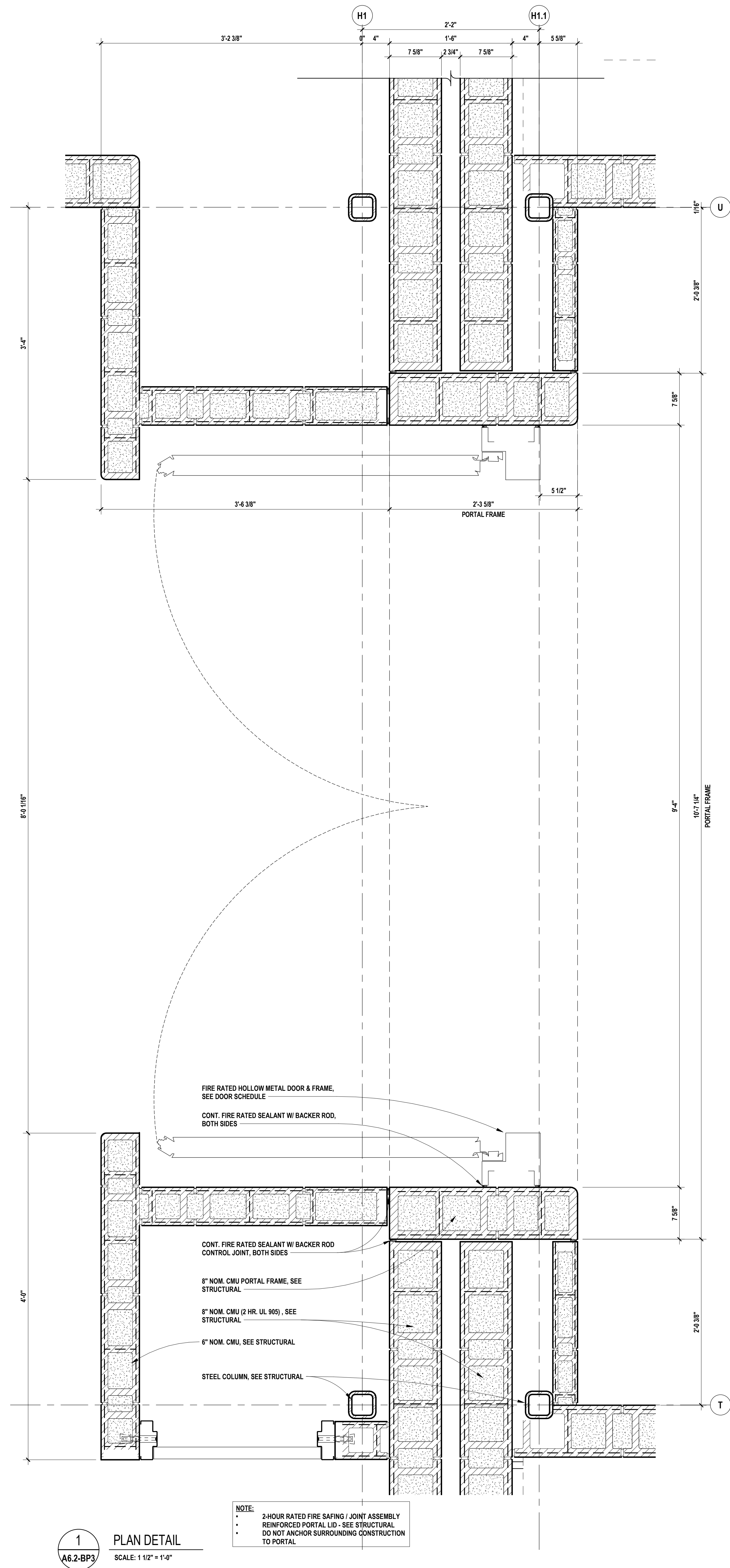
ROOF DRAIN OVERFLOW CONDUCTOR, SEE MECHANICAL

FIRE EXTINGUISHER CABINET, SEE LIFE SAFETY PLANS & SPECIFICATIONS

SPECIAL SHAPE 8" CMU, SEE STRUCTURAL







REGISTRATION SEAL

CONSULTANT

PROJECT TITLE  
**New High Point  
School**  
**Washtenaw  
Intermediate  
School District**  
1735 South Wagner Road  
Ann Arbor, Michigan

DRAWING TITLE  
**PLAN DETAILS**

ISSUE DATES

05/27/2020	FOR CONSTRUCTION-BID PACK 3
05/01/2020	95% REVIEW
DATE:	ISSUED FOR:
DRAWN	Author
CHECKED	Checker
APPROVED	Approver

PROJECT NO.

**19040**

DRAWING NO.

**A5.3-BP3**











# Casework Legend

Key: B2/21 = B2052 Casework from TMI (Double door base cabinet with one adjustable shelf, 24, 27, 30, 33 or 36" wide x 34" high x 24" deep) @ 21" wide.

## Base Cabinets:

- B1. B2050/B2051 Single door base cabinet with one adjustable shelf, 12, 15, 18, 21 or 24" wide x 34" high x 24" deep.
- B2. B2052 Double door base cabinet with one adjustable shelf, 24, 27, 30, 33 or 36" wide x 34" high x 24" deep, 36" high at Work Room.
- B3. B2322 Double door base cabinet with (2) pull-out drawers on drawer slides, 24, 27, 30, 33 or 36" wide x 34" high x 24" deep.
- B4. B2340/B2341 Blind corner cabinet with a single door, one fixed shelf and a fixed panel on the left (right). Max. door width is 24", 42, 45 or 48" wide x 34" high x 24" deep.
- B5. B2360/B2361 Corner cabinet with square face, left (right) hinged door and two revolving polymer shelves, 36" wide x 34" high x 36" deep.
- B6. B2362/B2363 Corner cabinet with diagonal face, left (right) hinged door and (2) revolving polymer shelves, 36" wide x 34" high x 36" deep.
- B7. B2502 Double door sink cabinet with removable back, 24, 27, 30, 33, 36, 39, 42, 45 or 48" wide x 34" high x 24" deep.
- B8. B2545 ADA compliant sink cabinet, front panel is 4-1/2" high, 30, 33, 36, 39, 42, 45 or 48" wide x 22-1/2" high x 24" deep.
- B9. B2633 Double door base cabinet with (2) vertical dividers and type A2410 tote trays, 36-1/8" wide x 34" high x 24" deep.

## Drawer Cabinets:

- D1. D132 Double door base cabinet with one vertical divider, two adjustable shelves and one 6" high full width drawer, 24, 27, 30, 33 or 36" wide x 34" high x 24" deep.
- D2. D4013 Four drawer base cabinet with the top drawer always 6" high and three equal drawers below, 12, 15, 18, 21, 24, 27, 30, 33 or 36" wide x 34" high x 24" deep.

## Wall Cabinets:

- W1. W2052 Double door wall cabinet with one adjustable shelf, 24, 27, 30, 33 or 36" wide x 24, 30 or 36" high x 14" deep.
- W2. W2052 Double door wall cabinet with a vertical divider and two adjustable shelves, 24, 27, 30, 33, 36, 39, 42, 45 or 48" wide x 24, 30 or 36" high x 14" deep.
- W3. W2344/W2345 Blind corner cabinet with a single door, two fixed shelves and a fixed panel on the left (right), 27, 30, 33, 36 or 39" wide x 24, 30 or 36" high x 14" deep.
- W4. W2362/W2363 Corner cabinet with diagonal face, left (right) hinged door and two revolving polymer shelves, 25" wide x 24, 30 or 36" high x 25" deep.
- W5. W8350 Microwave storage wall cabinet with double doors and an adjustable shelf above a 14-1/8" high open compartment with an 18" extended platform, 30 or 36" wide x 24, 30 or 36" high x 14" deep.

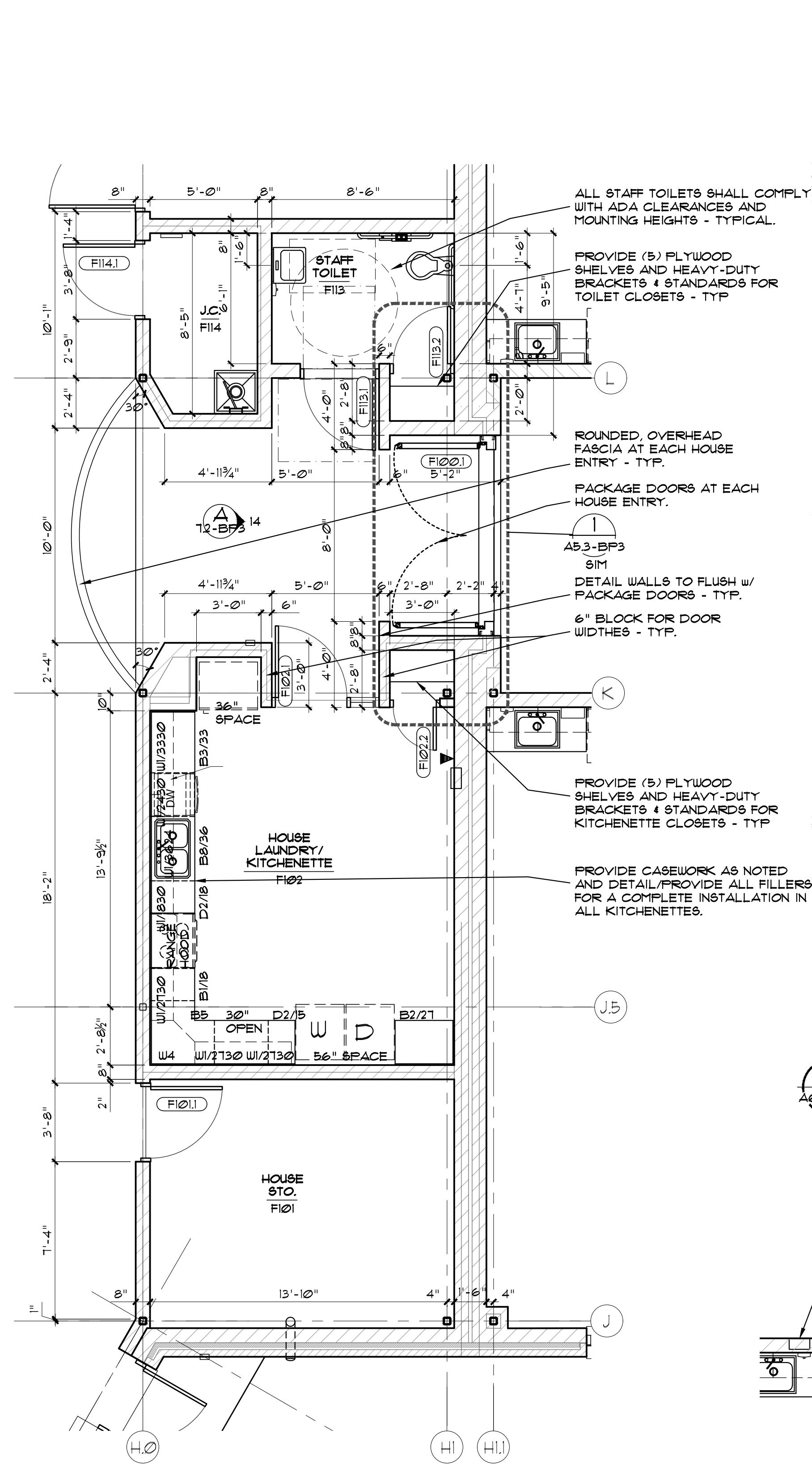
## Tall Cabinets:

- T1. T2052 Double door tall cabinets with five adjustable shelves, 24, 27, 30, 33 or 36" wide x 12 or 84" high x 14, 18, 24 or 29" deep.

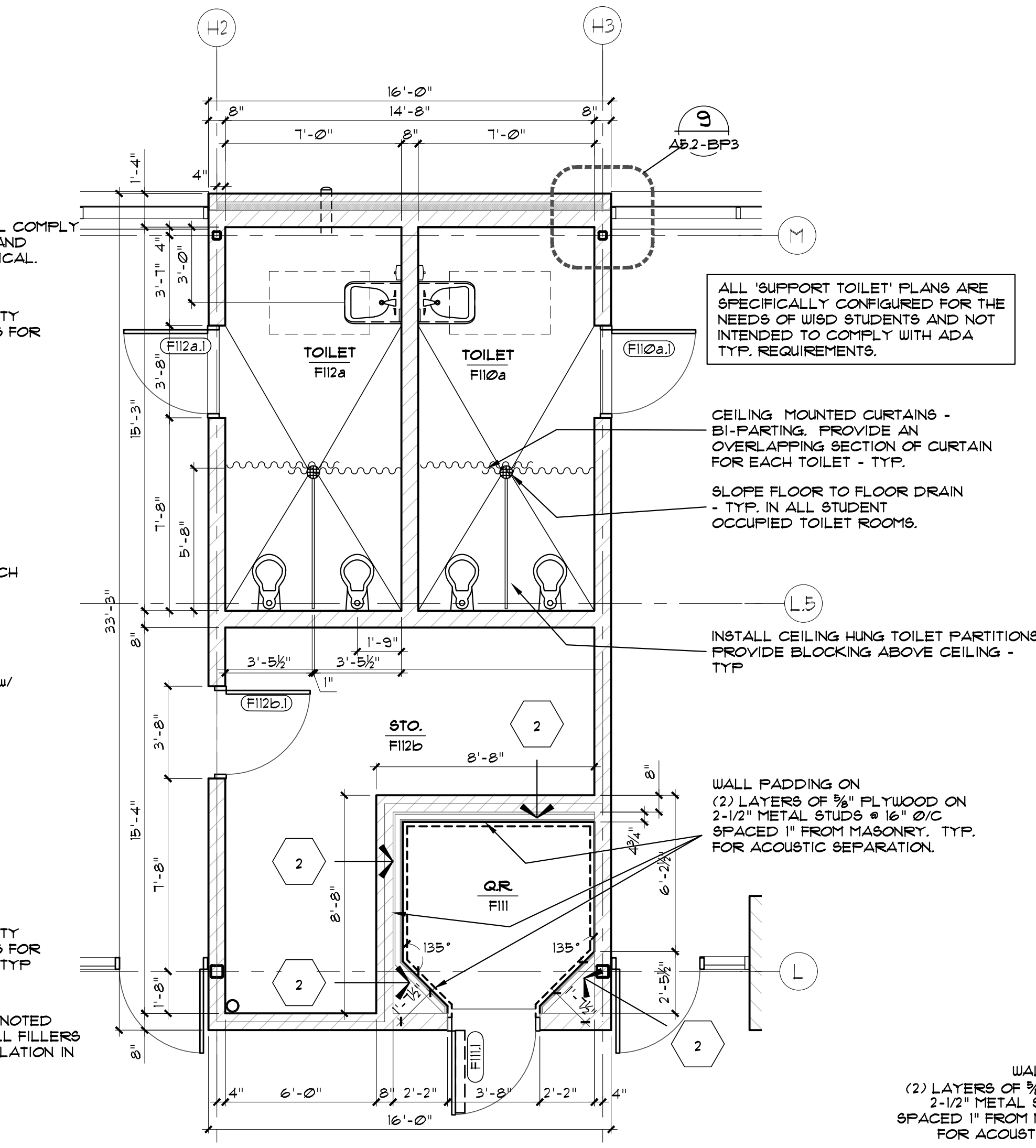
## Office Cabinets:

- O1. O2100 Two drawer file cabinet, 16 or 19" wide x 30" high x 24 or 29" deep.
- O2. O2052 Double door wall cabinet with one adjustable shelf, 24, 27, 30, 33 or 36" wide x 18, 24, 30 or 36" high x 14" deep.

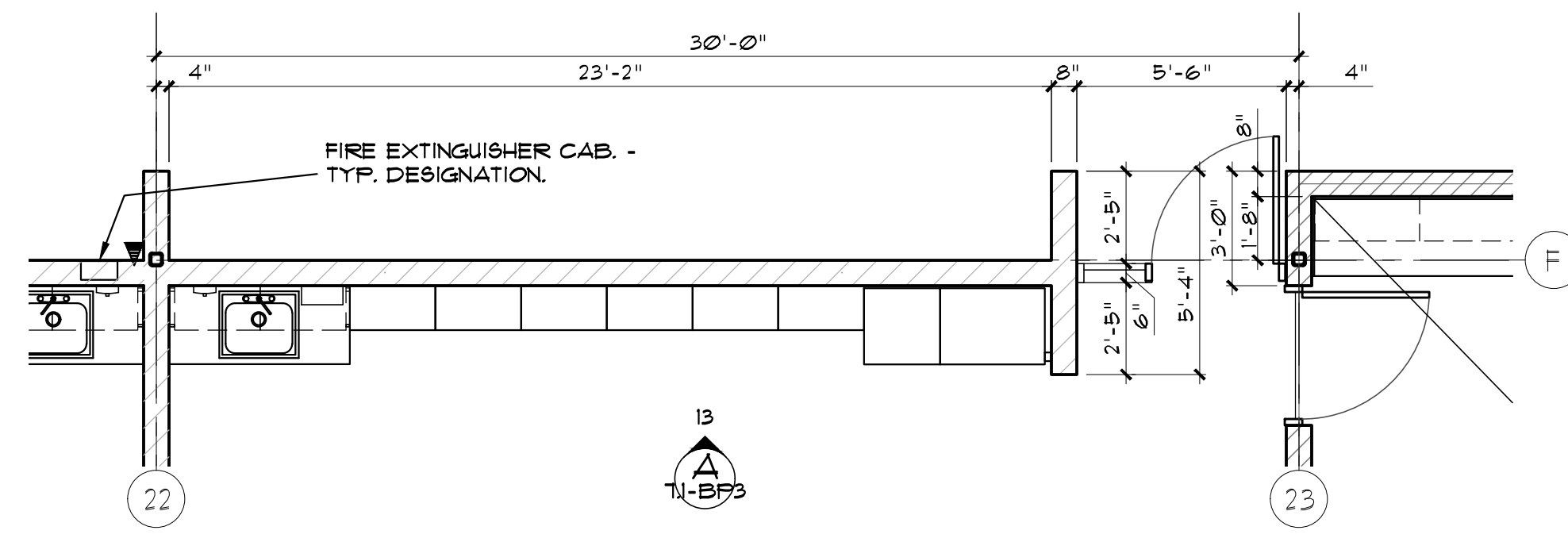
SEE ZONES PLANS FOR ADDITIONAL INFORMATION ON WALL TYPES - TYPICAL.



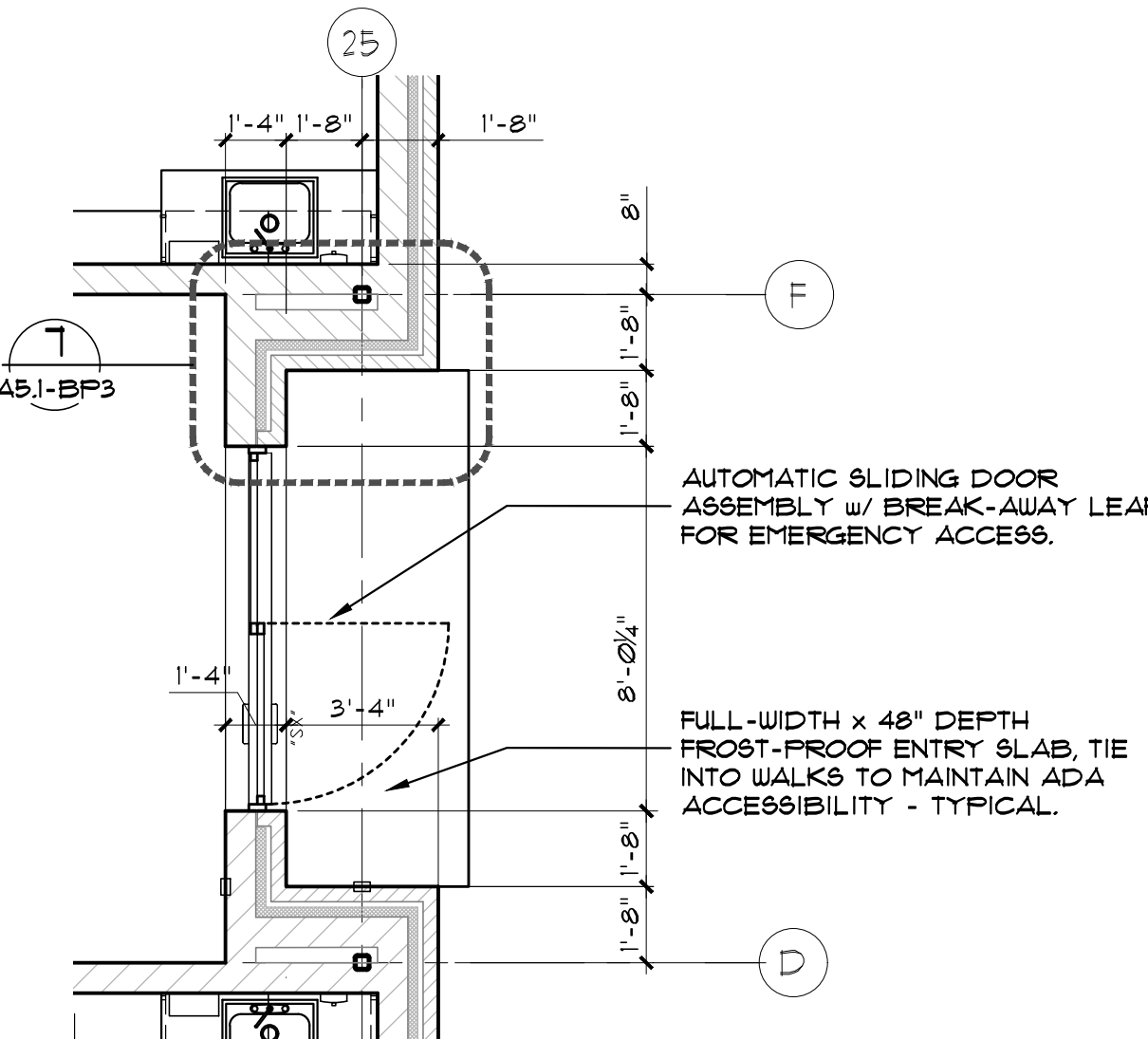
**7 House Laundry/Kitchenette & Toilet @ Zone F**  
A6.2-BP3 SCALE: 1/4"=1'-0"



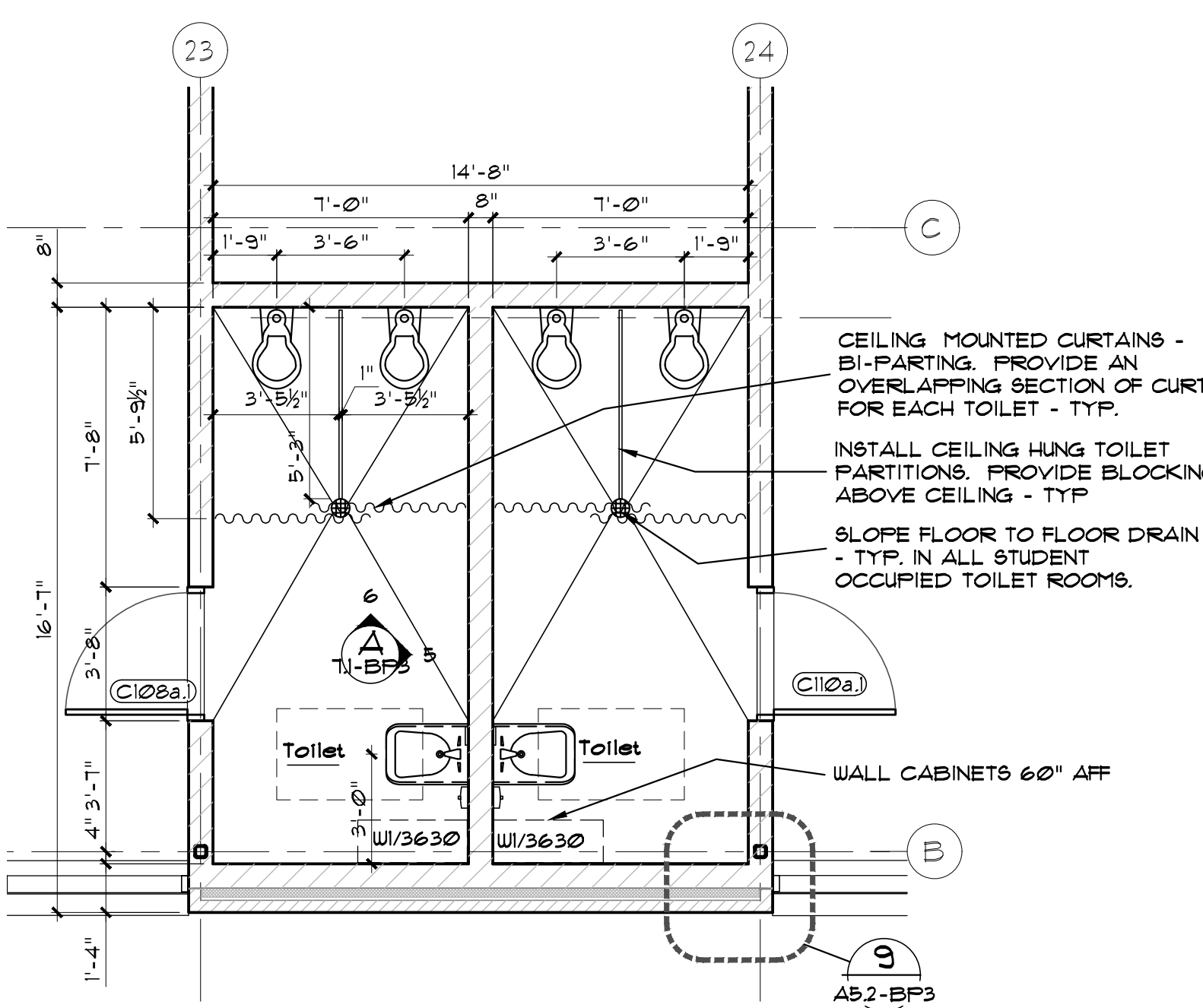
**8 Toilet, Quiet Rm & Storage @ Zone F**  
A6.2-BP3 SCALE: 1/4"=1'-0"



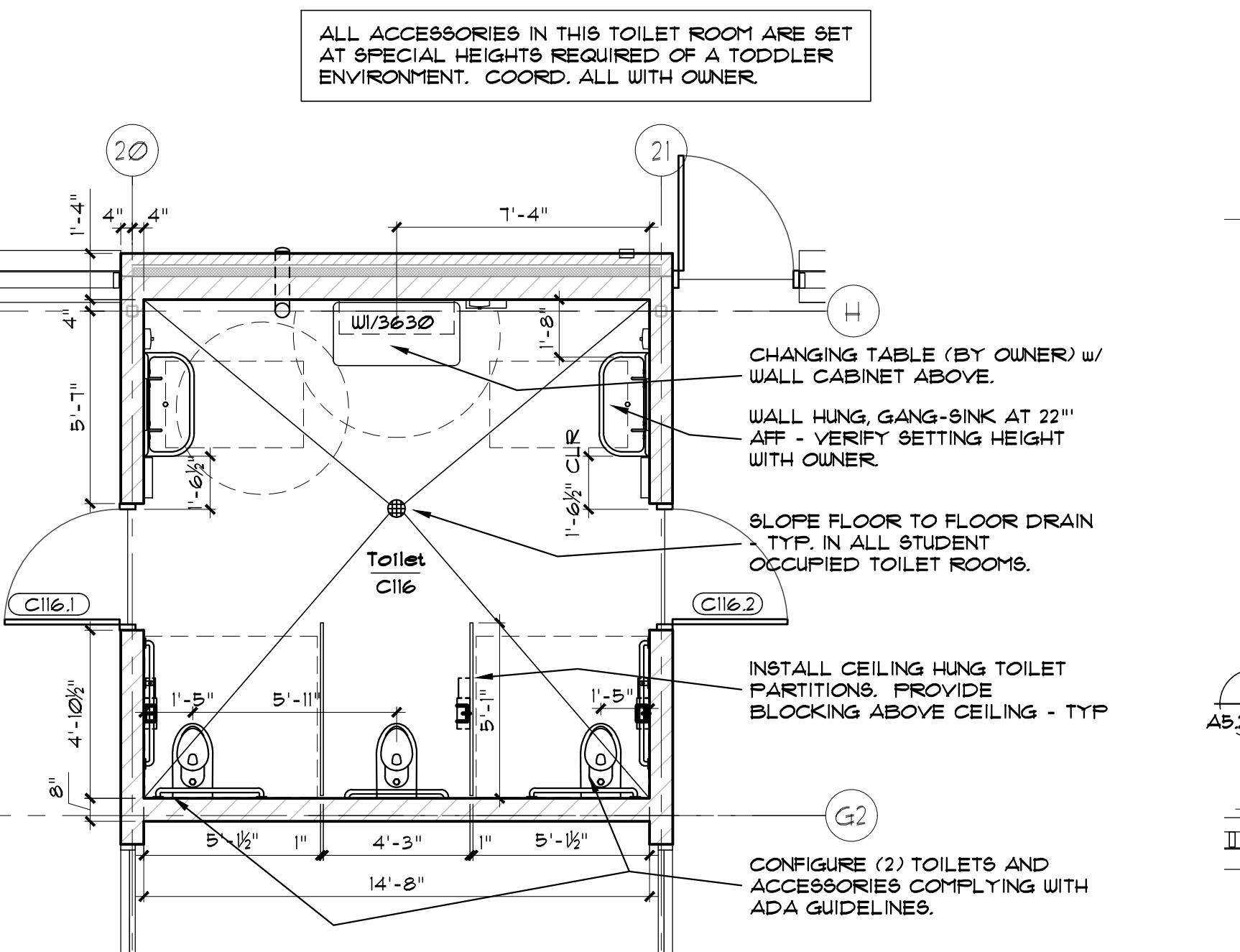
**6 Classrooms @ Zones C-F-G-K**  
A6.2-BP3 SCALE: 1/4"=1'-0"



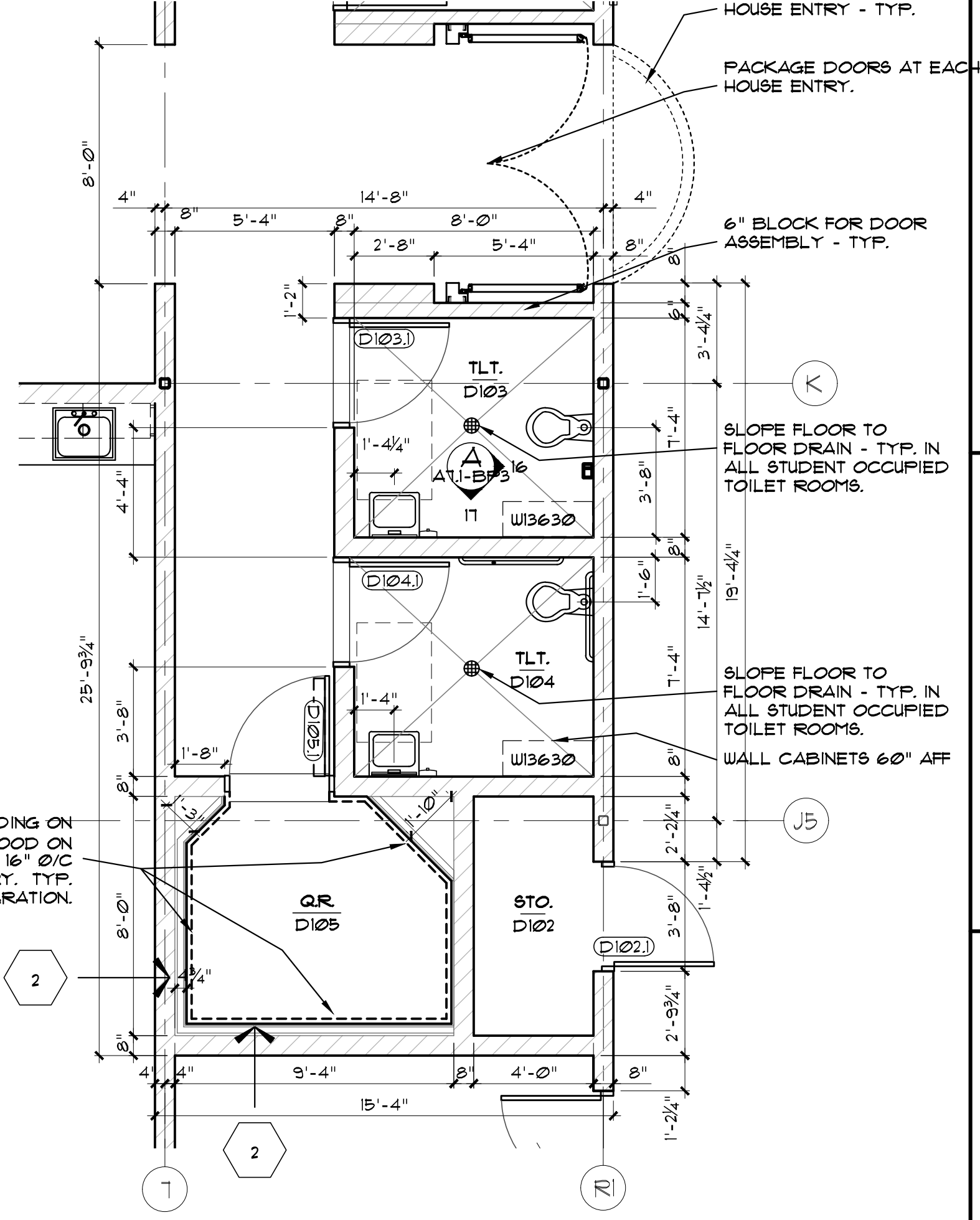
**4 Sliding Door @ Houses C-F-G-K**  
A6.2-BP3 SCALE: 1/4"=1'-0" Typ. at South Houses



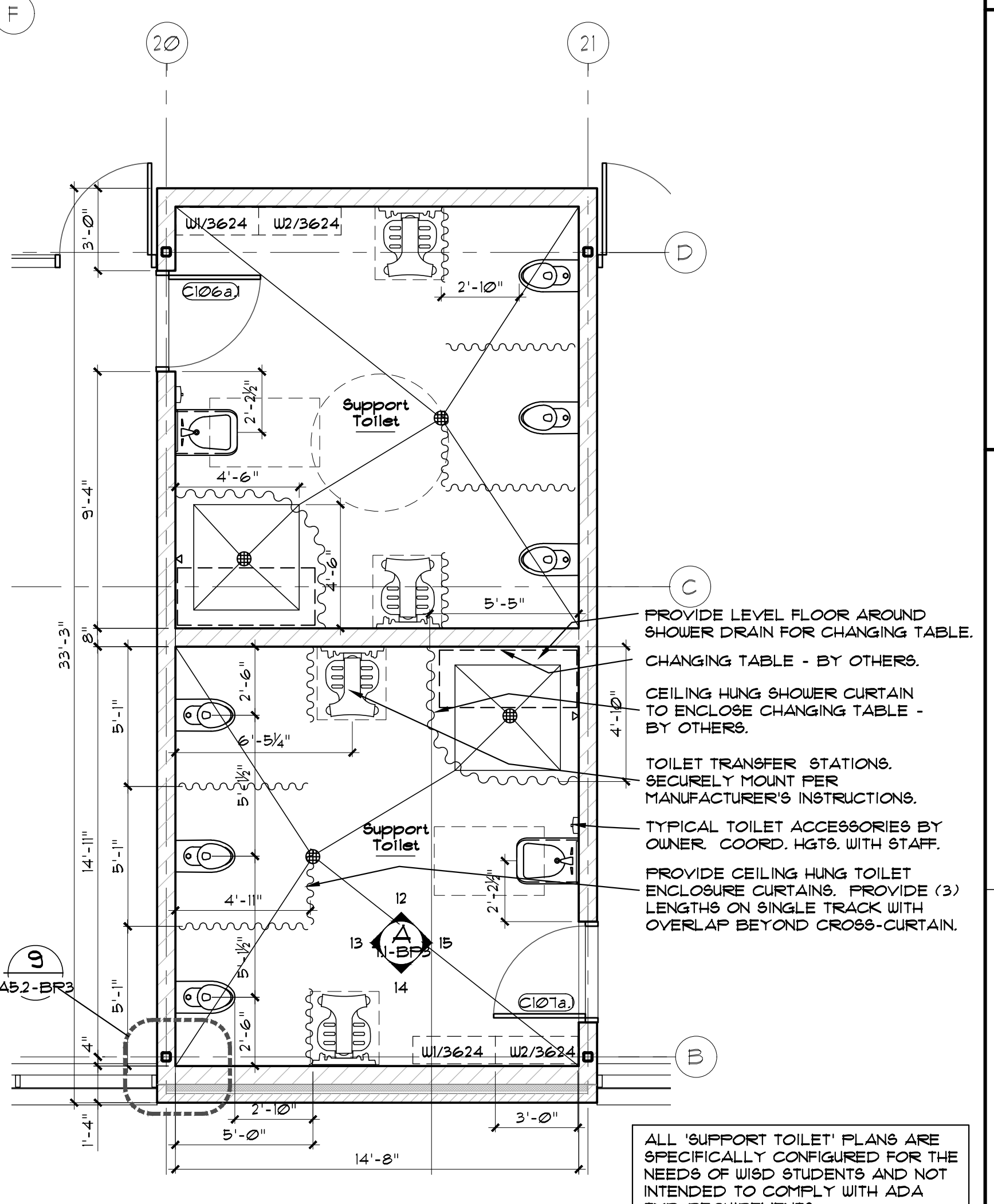
**3 Toilets Zones C-F**  
A6.2-BP3 SCALE: 1/4"=1'-0" Sim.



**2 Toilets Zone C**  
A6.2-BP3 SCALE: 1/4"=1'-0"



**5 Toilets and Quiet Rm @ Zone D**  
A6.2-BP3 SCALE: 1/4"=1'-0"



**1 Toilets Zones C-F-G-K**  
A6.2-BP3 SCALE: 1/4"=1'-0" Similar

## REGISTRATION SEAL

## CONSULTANT

## PROJECT TITLE

**New High Point School**  
**Washtenaw Intermediate School District**  
1735 South Wagner Road  
Ann Arbor, Michigan

## DRAWING TITLE

**Enlarged Plans**  
**Zone C-D-F-G-K**

## ISSUE DATES

05-27-20	FOR CONSTRUCTION - BID PACK #3
04-30-20	95% REVIEW - BID PACK #3
DATE	ISSUED FOR:
DRAWN	MB
CHECKED	MB
APPROVED	JM

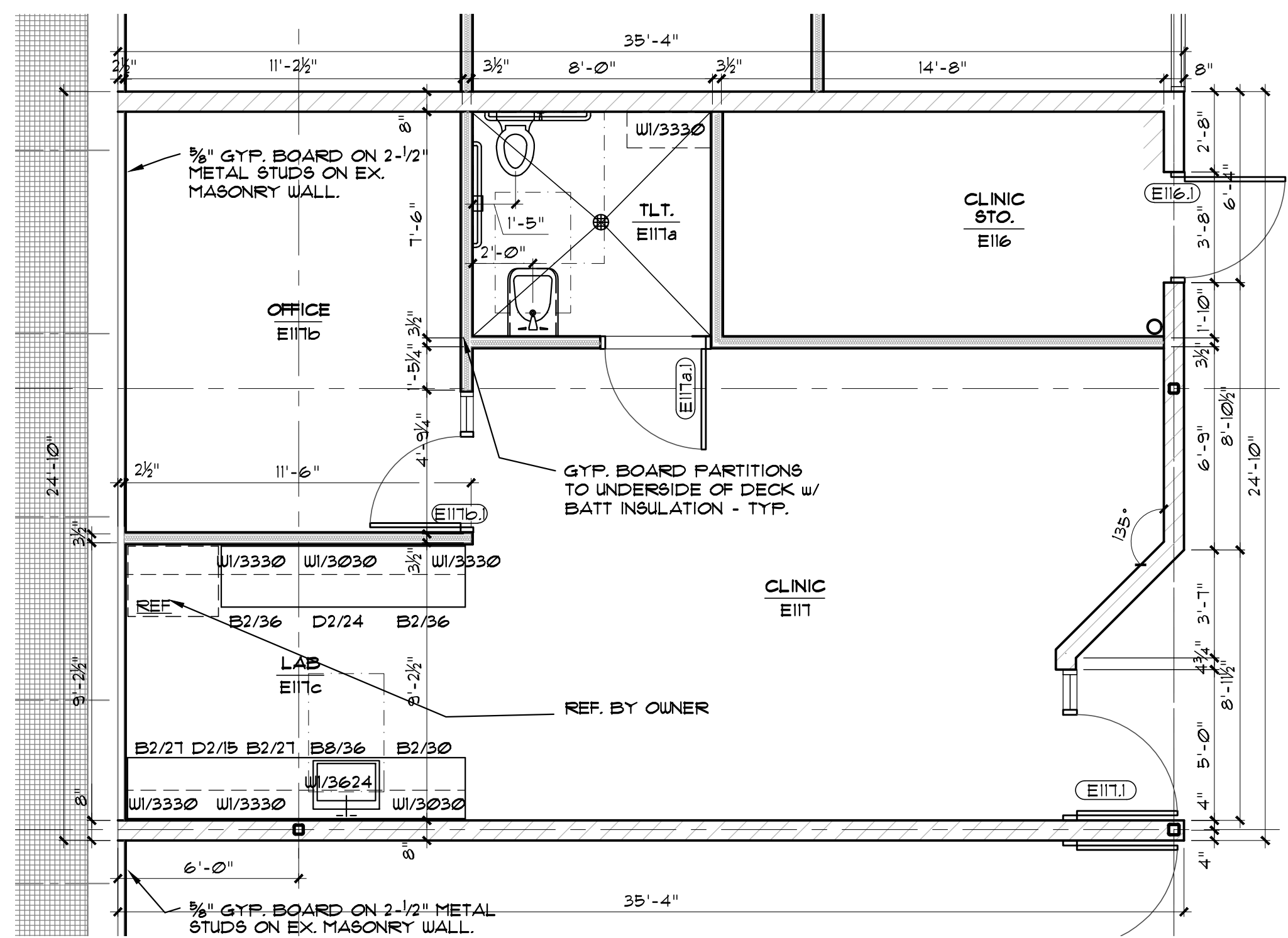
## PROJECT NO.

**19040**

## DRAWING NO.

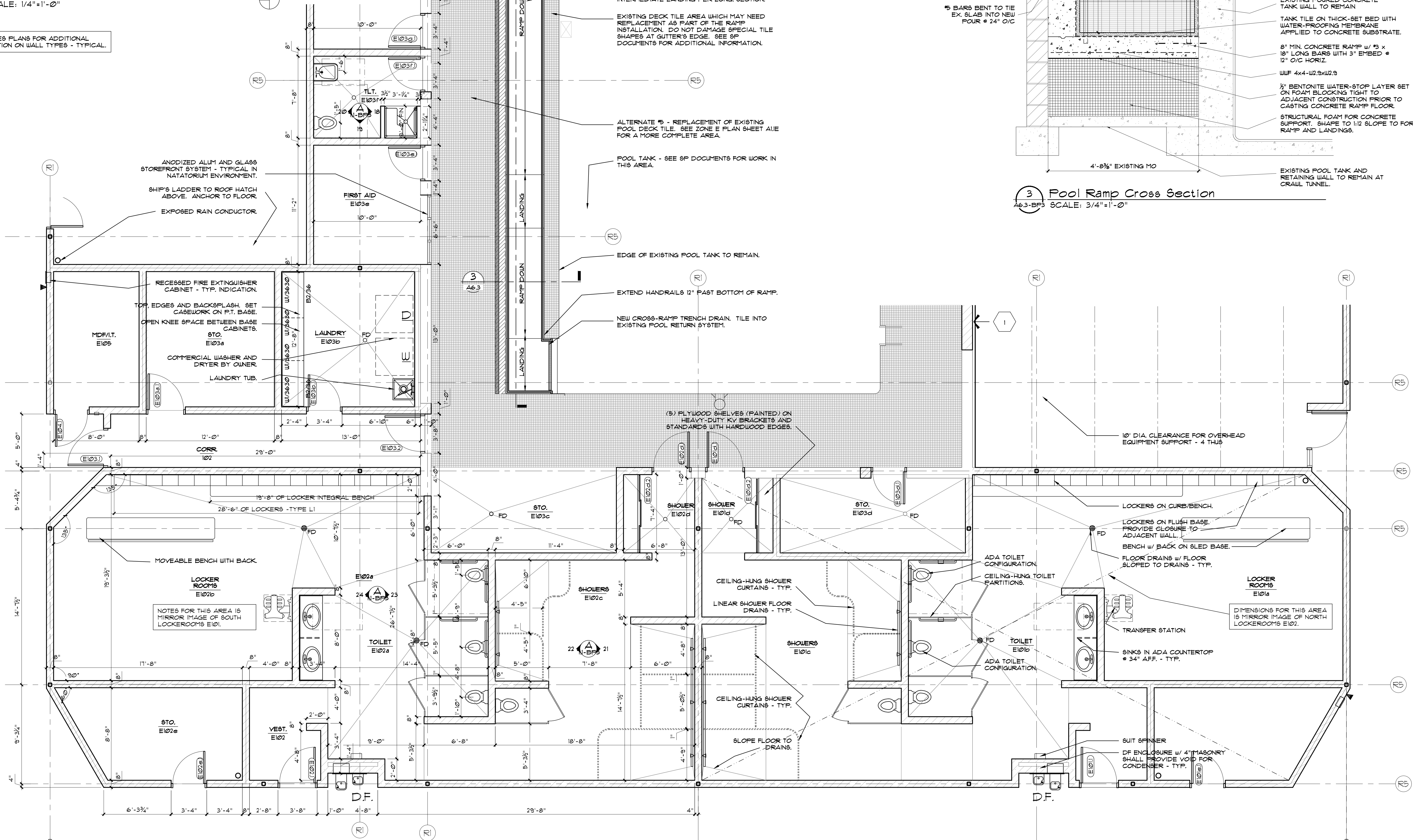
**A6.2-BP3**





4 Lab, Clinic, TLT & Sto Zone E  
A6.3-BP3 SCALE: 1/4"=1'-0"

SEE ZONE'S PLANS FOR ADDITIONAL  
INFORMATION ON WALL TYPES - TYPICAL.



1 Lockers, Showers and Pool Ramp - Zone E  
A6.3-BP3 SCALE: 1/4"=1'-0"

NEW POOL RAMP TO ALIGN TO EXISTING  
TILED DECK WHILE MAINTAINING A LESS  
THAN 1/12 SLOPE. DOUBLE TO EX. DECK.

TRENCH DRAIN TIED INTO POOL  
RECIRCULATION SYSTEM. FORTY CONC. TO  
ACCEPT DRAIN BODY.

MASONRY WALL TO RESTRAIN RAMP  
CONSTRUCTION.

EXTEND HANDRAILS 12" PAST TOP OF RAMP  
AND RETURN TO DECK AS INDICATED.  
COORDINATE W/ SF DOCUMENTS AND SPECS.  
FOR ADDITIONAL INFORMATION ON HANDRAILS.

1-1/2" DIA. STAINLESS STEEL  
GUARDRAIL/HANDRAIL SYSTEM ANCHORED INTO  
NEW CONCRETE/TILE RAMP.

NEW CROSS-RAMP TRENCH DRAIN. TILE INTO  
EXISTING POOL RETURN SYSTEM. SET LOWEST  
EDGE AT WATER LINE. COORD. W/ SF DOCS.

3/8" GRILLE IN NEW LINEAR TRENCH DRAIN SET  
ADJACENT TO NEW POOL RAMP.

APPROX. AREA OF NEW TILE/DECK AS  
REQUIRED FOR INSTALLATION OF NEW RAMP.

NEW TILED POOL RAMP FOR BARRIER-FREE  
ACCESS TO SHALLOW WATER. RAMP SHALL  
SLOPE LESS THAN 1/12 AND HAVE AN  
INTERMEDIATE LANDING PER LONG. SECTION.

EXISTING DECK TILE AREA WHICH MAY NEED  
REPLACEMENT AS PART OF THE RAMP  
INSTALLATION. DO NOT DAMAGE SPECIAL TILE  
SHAPES AT GUTTER'S EDGE. SEE SF  
DOCUMENTS FOR ADDITIONAL INFORMATION.

ALTERNATE 5 - REPLACEMENT OF EXISTING  
POOL DECK TILE. SEE ZONE E PLAN SHEET A1E  
FOR A MORE COMPLETE AREA.

POOL TANK - SEE SF DOCUMENTS FOR WORK IN  
THIS AREA.

EDGE OF EXISTING POOL TANK TO REMAIN.

EXTEND HANDRAILS 12" PAST BOTTOM OF RAMP.

NEW CROSS-RAMP TRENCH DRAIN. TILE INTO  
EXISTING POOL RETURN SYSTEM.

(5) PLYWOOD SHELVES (PAINTED) ON  
HEAVY-DUTY KEY BRACKETS AND  
STANDARDS WITH HARDWOOD EDGES.

CEILING-HUNG SHOWER  
CURTAINS - TYP.

LINEAR SHOWER FLOOR  
DRAINS - TYP.

CEILING-HUNG SHOWER  
CURTAINS - TYP.

SLOPE FLOOR TO  
DRAINS.

2 Pool Ramp Longitudinal Section  
A6.3-BP3 SCALE: 1/4"=1'-0"

APPROX. AREA OF TILE/DECK  
REPLACEMENT DURING RAMP  
INSTALLATION - V.P.

CONT. LINEAR DECK DRAIN WITH  
PIPING BELOW DECK - TIE INTO  
EXISTING DRAINAGE SYSTEM.  
SEE MECH. DOCS.

5 BARS BENT TO TIE  
EX. SLAB INTO NEW  
FOUR @ 24" O/C

3 Pool Ramp Cross Section  
A6.3-BP3 SCALE: 3/4"=1'-0"

APPROX. WATER LINE.

POOL TILE ON THICK-SET BED ON 8"  
MIN. CAST CONCRETE RAMP ON  
FOAM BLOCKING FOR SUPPORT.  
ALIGN RAMP BOTTOM WITH POOL  
DEPTH AT THIS LOCATION.

POURED CONCRETE WALL TO INFILL  
AGAINST EXISTING MASONRY  
CONSTRUCTION TO FORM RAMP.  
FOAM BLOCKING FOR CONC.  
SUPPORT. SLOPE AS REQ'D.

1-1/2" DIA. STAINLESS STEEL  
HANDRAIL/GUARDRAILING  
SYSTEM. SLOPE SHALL  
MATCH RAMP - TYPICAL.

LINE OF TILE RAMP W/ SLOPE  
TO CENTER @ 1/12.

REMOVE EXISTING TILE AND  
DECK FOR NEW CONSTRUCTION.

EXISTING TILE AND GUTTER EDGE

EXISTING TILE AND TANK  
WALL TO REMAIN

3-12"x12" BENT RODS @ 12" O/C.

EXISTING POURED CONCRETE  
TANK WALL TO REMAIN

TANK TILE ON THICK-SET BED WITH  
WATER-PROOFING MEMBRANE  
APPLIED TO CONCRETE SUBSTRATE.

8" MIN. CONCRETE RAMP W/ 15 x  
18" LONG BARS WITH 3" EMBED @  
12" O/C HORIZ.

W/P 4x4-1/2x1/2x9

1/2" BENTONITE WATER-STOP LAYER SET  
ON FOAM BLOCKING TIGHT TO  
ADJACENT CONSTRUCTION PRIOR TO  
CASTING CONCRETE RAMP FLOOR.

STRUCTURAL FOAM FOR CONCRETE  
SUPPORT. SHAPE TO 1/12 SLOPE TO FORM  
RAMP AND LANDINGS.

EXISTING POOL TANK AND  
RETAINING WALL TO REMAIN AT  
CRAWL TUNNEL.

10" DIA. CLEARANCE FOR OVERHEAD  
EQUIPMENT SUPPORT - 4 THIS

LOCKERS ON CURB/BENCH.

LOCKERS ON FLUSH BASE.  
PROVIDE CLOSURE TO  
ADJACENT WALL.

BENCH W/ BACK ON SLED BASE.

FLOOR DRAINS W/ FLOOR  
SLOPED TO DRAINS - TYP.

TOILET

SINKS IN ADA COUNTERTOP  
@ 34" AFF. - TYP.

SUIT SPINNER

IF ENCLOSURE W/ 4" MASONRY  
SHALL PROVIDE VOID FOR  
CONDENSER - TYP.

REGISTRATION SEAL

CONSULTANT

PROJECT TITLE

**New High Point  
School**

**Washtenaw  
Intermediate  
School District**

**1735 South Wagner Road  
Ann Arbor, Michigan**

DRAWING TITLE  
**Enlarged Plans  
Zone E**

ISSUE DATES

05-27-20	FOR CONSTRUCTION - BID PACK #3
04-30-20	95% REVIEW - BID PACK #3
DATE	ISSUED FOR:
DRAWN	MB
CHECKED	MB
APPROVED	JM

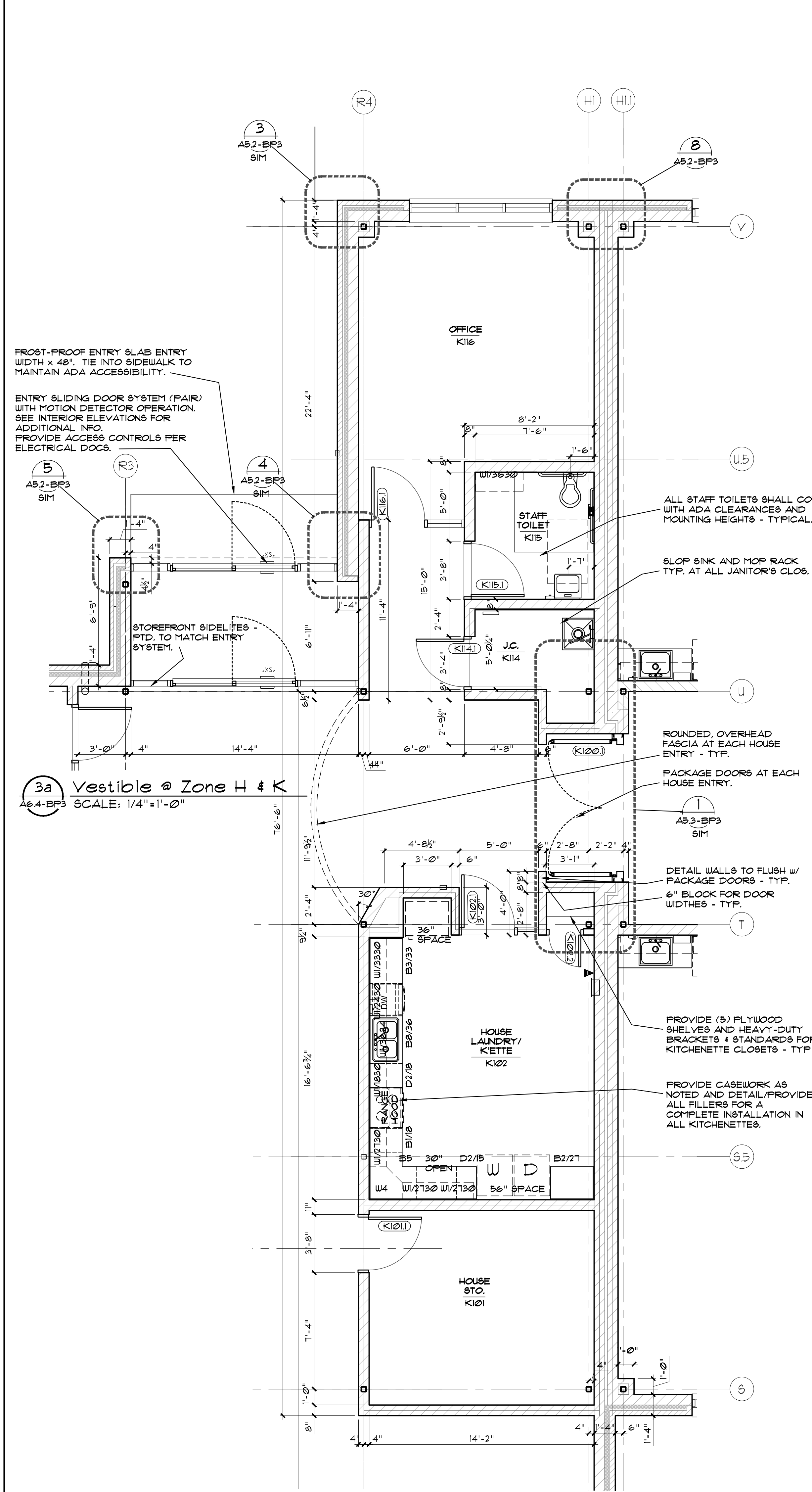
PROJECT NO.

**19040**

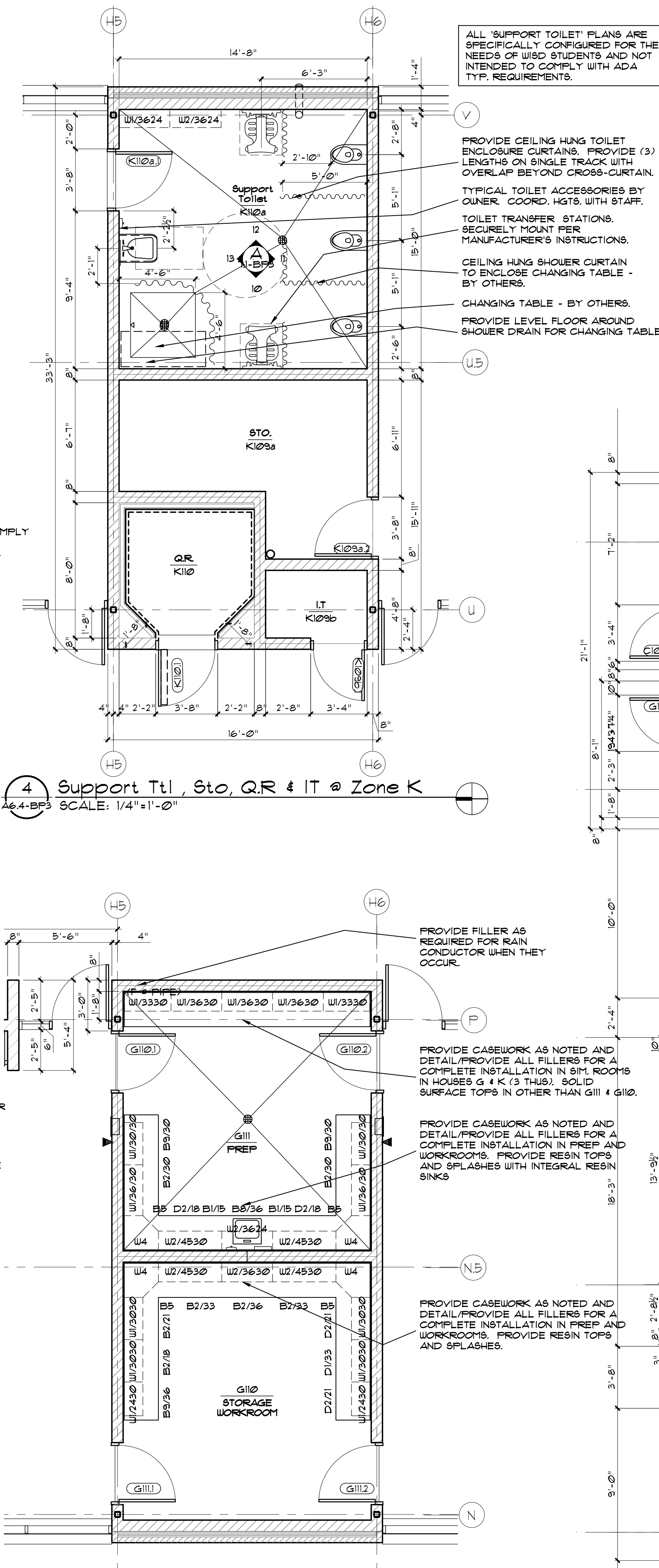
DRAWING NO.

**A6.3-BP3**

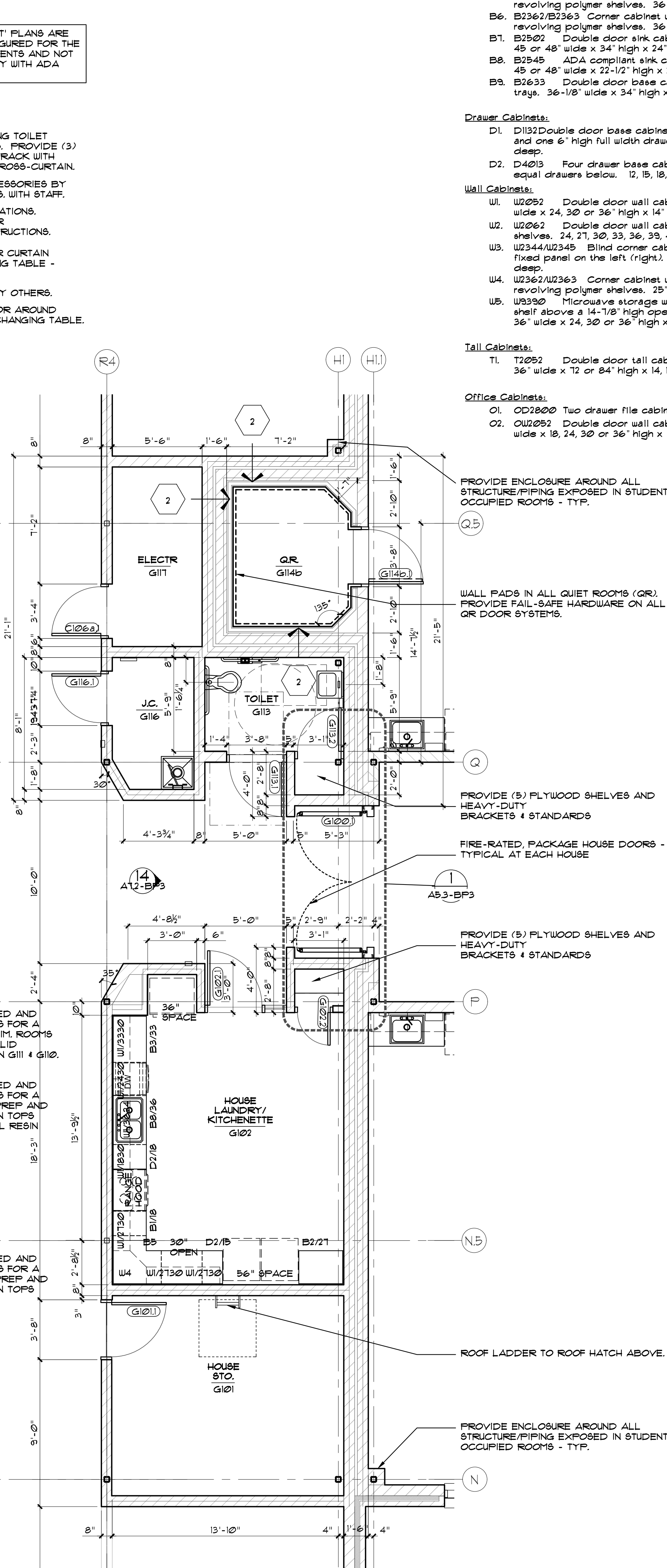




3 Laundry/K'ette, Sto, JC, Toilet, Conf @ Zone K  
A6.4-BP3 SCALE: 1/4"=1'-0"



2 Workroom/Storage & Prep Zone G  
A6.4-BP3 SCALE: 1/4"=1'-0"



1 Laundry/Kitchenette, JC, Toilet, QR @ Zone G  
A6.4-BP3 SCALE: 1/4"=1'-0"

#### Casework Legend

Key: B2/21 = B2052 Casework from TM1 (Double door base cabinet with one adjustable shelf. 24, 21, 30, 33 or 36" wide x 34" high x 24" deep) # 21" wide.

#### Base Cabinets:

- B1. B2050/B2051 Single door base cabinet with one adjustable shelf. 12, 15, 18, 21 or 24" wide x 34" high x 24" deep.
- B2. B2052 Double door base cabinet with one adjustable shelf. 24, 21, 30, 33 or 36" wide x 34" high x 24" deep. 36" high at Work Room.
- B3. B2321 Double door base cabinet with (2) pull-out drawers on drawer slides. 24, 21, 30, 33 or 36" wide x 34" high x 24" deep.
- B4. B2340/B2341 Blind corner cabinet with a single door, one fixed shelf and a fixed panel on the left (right). Max. door width is 24". 42, 45 or 48" wide x 34" high x 24" deep.
- B5. B2360/B2361 Corner cabinet with square face, left (right) hinged door and two revolving polymer shelves. 36" wide x 34" high x 36" deep.
- B6. B2362/B2363 Corner cabinet with diagonal face, left (right) hinged door and (2) revolving polymer shelves. 36" wide x 34" high x 36" deep.
- B7. B2502 Double door sink cabinet with removable back. 24, 21, 30, 33, 36, 39, 42, 45 or 48" wide x 34" high x 24" deep.
- B8. B2545 ADA compliant sink cabinet. Front panel is 4-1/2" high. 30, 33, 36, 39, 42, 45 or 48" wide x 22-1/2" high x 24" deep.
- B9. B2633 Double door base cabinet with (2) vertical dividers and type A2410 tote trays. 36-1/8" wide x 34" high x 24" deep.

#### Drawer Cabinets:

- D1. D132 Double door base cabinet with one vertical divider, two adjustable shelves and one 6" high full width drawer. 24, 21, 30, 33 or 36" wide x 34" high x 24" deep.
- D2. D4013 Four drawer base cabinet with the top drawer always 6" high and three equal drawers below. 12, 15, 18, 21, 24, 27, 30, 33 or 36" wide x 34" high x 24" deep.

#### Wall Cabinets:

- W1. W2052 Double door wall cabinet with one adjustable shelf. 24, 21, 30, 33 or 36" wide x 24, 30 or 36" high x 14" deep.
- W2. W2062 Double door wall cabinet with a vertical divider and two adjustable shelves. 24, 21, 30, 33, 36, 39, 42, 45 or 48" wide x 24, 30 or 36" high x 14" deep.
- W3. W2344/W2345 Blind corner cabinet with a single door, two fixed shelves and a fixed panel on the left (right). 21, 30, 33, 36 or 39" wide x 24, 30 or 36" high x 14" deep.
- W4. W2362/W2363 Corner cabinet with diagonal face, left (right) hinged door and two revolving polymer shelves. 25" wide x 24, 30 or 36" high x 25" deep.
- W5. W3350 Microwave storage wall cabinet with double doors and an adjustable shelf above a 14-1/8" high open compartment with an 18" extended platform. 30 or 36" wide x 24, 30 or 36" high x 14" deep.

#### Tall Cabinets:

- T1. T2052 Double door tall cabinets with five adjustable shelves. 24, 21, 30, 33 or 36" wide x 12 or 24" high x 14, 18, 24 or 29" deep.

#### Office Cabinets:

- O1. O2800 Two drawer file cabinet. 16 or 19" wide x 30" high x 24 or 29" deep.
- O2. O2052 Double door wall cabinet with one adjustable shelf. 24, 21, 30, 33 or 36" wide x 18, 24, 30 or 36" high x 14" deep.

SEE ZONE'S PLANS FOR ADDITIONAL INFORMATION ON WALL TYPES - TYPICAL.

WALL PADS IN ALL QUIET ROOMS (QR). PROVIDE FAIL-SAFE HARDWARE ON ALL QR DOOR SYSTEMS.

PROVIDE (5) FLYWOOD SHELVES AND HEAVY-DUTY BRACKETS # STANDARDS

FIRE-RATED, PACKAGE HOUSE DOORS - TYPICAL AT EACH HOUSE

PROVIDE (5) FLYWOOD SHELVES AND HEAVY-DUTY BRACKETS # STANDARDS

ROOF LADDER TO ROOF HATCH ABOVE.

PROVIDE ENCLOSURE AROUND ALL STRUCTURE/PIPING EXPOSED IN STUDENT OCCUPIED ROOMS - TYP.



#### REGISTRATION SEAL

#### CONSULTANT

#### PROJECT TITLE

**New High Point School**  
**Washtenaw Intermediate School District**  
1735 South Wagner Road  
Ann Arbor, Michigan

#### DRAWING TITLE

Enlarged Plans  
Zones G-K

#### ISSUE DATES

05-27-20 FOR CONSTRUCTION - BID PACK #3  
04-30-20 95% REVIEW - BID PACK #3

#### DRAWN

MB

#### CHECKED

MB

#### APPROVED

JM

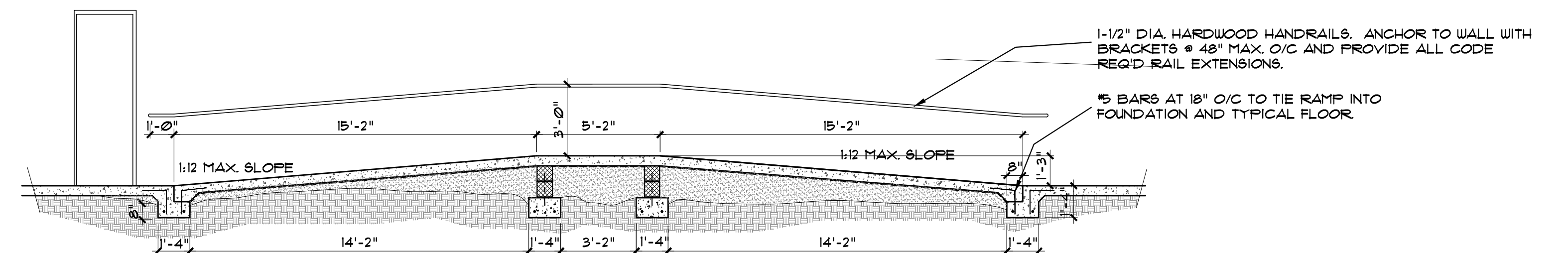
#### PROJECT NO.

**19040**

#### DRAWING NO.

**A6.4-BP3**





3'-0" 7'-10 3/4" +/- centerline

HARDWOOD GAFFED GUARDS @ LANDINGS - TYP.

HARDWOOD RAILINGS @ RAMP - TYP.

RAILINGS @ DOWN RAMP - BEYOND.

EQ. EQ.

12 3/4"

3'-0"

1/2 MAX. SLOPE

5'-9 3/4" +/- centerline

1'-2"

3'-6"

PROVIDE 1-1/2" x 1-1/2" VERT. POSTS AS INDICATED. PROVIDE SHOP DRAWINGS AFTER V.I.F. ALL DIMS.

1-1/2" DIA. HANDRAIL CAPS AND HANDRAILS. ANCHOR GUARDS AND VERTICAL H/4 RAILING POSTS WITH WELDED 4"x8" PLATE TO FERRISIR ANCH. AT CONC. RAMP.

X' x X' PICKETS EQUALLY SPACE BETWEEN VERTICAL POSTS @ A MAX. OF 3'-3/4" CLEAR.

TYP. 5" SLAB/RAMP w/ VAPO-BARRIER BELOW w/ 1"x5"x3/8" LVL ANGLE AT FERRITER. ALLOW APPROX. 2" CURB w/ ANGLE.

SOLID CORE MASONRY FOUNDATION w/ 10"x16" FTG. WITH (2) 5 BARS. CONT. AT RAMP SUPPORT. PROVIDE COMPACTED FILL TO SUPPORT SLOPED RAMP.

DOWN-RAMP BEYOND.

1'-4" 14'-6" 7'-2" 5'-2" 3'-2" 1'-2" 6'-6" 7'-4" 3'-1 1/4" 1'-4"

3'-1 1/2"

3'-0"

1-1/2" DIA. HARDWOOD RAILING CAPS AND HANDRAILS, ANCHOR GUARDS AND VERTICAL HM RAILING POSTS WITH WELDED 4"x6" PLATE TO FERMIER ANGLE AT CONC. RAMP

1-1/2" DIA. HARDWOOD HANDRAILS ANCHORED TO VERTICALS OF GUARD SYSTEM. SLOPE TO MATCH RAMP - TYPICAL.

TYP. 5" SLAB/RAMP W/ VAPOR-BARRIER BELOW W/ 1"x5"x8" LVL ANGLE AT PERIMETER. ALLOW APPROX. 2" CURB W/ ANGLE

SOLID CORE MASONRY ON FOOTING W/ BARS AT 36" HORIZ.

SEE SHEET A6.4 FOR CASEWORK LEGEND.

SEE ZONES PLANS FOR ADDITIONAL INFORMATION ON WALL TYPES - TYPICAL.

[illegible]

SEE INTERIOR ELEVATIONS FOR  
TYPICAL TOILET ACCESSORIES  
REQUIRED IN ALL OF THESE  
TOILETROOMS.

SURFACE MOUNTED  
BABY-CHANGING STATIONS TYP. IN  
TOILETROOMS J102 AND J103 ONLY.

PROVIDE ALL WALL AND BASE CABINETS NOTED IN PLANS. PROVIDE FILLERS AS REQUIRED TO COMPLETE INSTALLATIONS AND TO AVOID CONFLICTS WITH CASEWORK AT INTERIOR CORNERS - TYPICAL.

ALL BASE CABINETS SHALL HAVE AN ASSOCIATED COUNTERTOP W/ BACKSPASH - TYP. SEE FINISHES FOR ADDITIONAL INFORMATION.

TYPICAL DESIGNATION FOR ADA ACCESS TO FIXTURES. MAINTAIN CLEARANCES AND NOTE THE ASSOCIATED FIXTURES ARE TO MEET ALL ADA REQUIREMENTS.

ART ROOM  
J101

OFFICE  
J105d

WORKROOM  
J105e

RESTROOM  
J102

RESTROOM  
J103

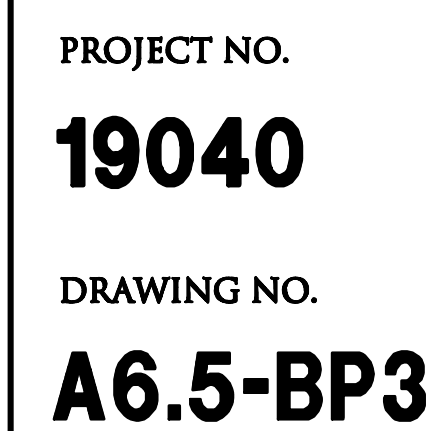
RESTROOM  
J104a

RESTROOM  
J104b

STAIRCASE  
J102f

STORAGE  
J102g

Dimensions: 8'-0", 8'-4", 8'-8", 8'-10", 8'-12", 9'-0", 9'-4", 9'-8", 9'-12", 10'-0", 10'-4", 10'-8", 10'-12", 11'-0", 11'-4", 11'-8", 12'-0", 12'-4", 12'-8", 13'-0", 13'-4", 13'-8", 14'-0", 14'-4", 14'-8", 15'-0", 15'-4", 15'-8", 16'-0", 16'-4", 16'-8", 17'-0", 17'-4", 17'-8", 18'-0", 18'-4", 18'-8", 19'-0", 19'-4", 19'-8", 20'-0", 20'-4", 20'-8", 21'-0", 21'-4", 21'-8", 22'-0", 22'-4", 22'-8", 23'-0", 23'-4", 23'-8", 24'-0", 24'-4", 24'-8", 25'-0", 25'-4", 25'-8", 26'-0", 26'-4", 26'-8", 27'-0", 27'-4", 27'-8", 28'-0", 28'-4", 28'-8", 29'-0", 29'-4", 29'-8", 30'-0", 30'-4", 30'-8", 31'-0", 31'-4", 31'-8", 32'-0", 32'-4", 32'-8", 33'-0", 33'-4", 33'-8", 34'-0", 34'-4", 34'-8", 35'-0", 35'-4", 35'-8", 36'-0", 36'-4", 36'-8", 37'-0", 37'-4", 37'-8", 38'-0", 38'-4", 38'-8", 39'-0", 39'-4", 39'-8", 40'-0", 40'-4", 40'-8", 41'-0", 41'-4", 41'-8", 42'-0", 42'-4", 42'-8", 43'-0", 43'-4", 43'-8", 44'-0", 44'-4", 44'-8", 45'-0", 45'-4", 45'-8", 46'-0", 46'-4", 46'-8", 47'-0", 47'-4", 47'-8", 48'-0", 48'-4", 48'-8", 49'-0", 49'-4", 49'-8", 50'-0", 50'-4", 50'-8", 51'-0", 51'-4", 51'-8", 52'-0", 52'-4", 52'-8", 53'-0", 53'-4", 53'-8", 54'-0", 54'-4", 54'-8", 55'-0", 55'-4", 55'-8", 56'-0", 56'-4", 56'-8", 57'-0", 57'-4", 57'-8", 58'-0", 58'-4", 58'-8", 59'-0", 59'-4", 59'-8", 60'-0", 60'-4", 60'-8", 61'-0", 61'-4", 61'-8", 62'-0", 62'-4", 62'-8", 63'-0", 63'-4", 63'-8", 64'-0", 64'-4", 64'-8", 65'-0", 65'-4", 65'-8", 66'-0", 66'-4", 66'-8", 67'-0", 67'-4", 67'-8", 68'-0", 68'-4", 68'-8", 69'-0", 69'-4", 69'-8", 70'-0", 70'-4", 70'-8", 71'-0", 71'-4", 71'-8", 72'-0", 72'-4", 72'-8", 73'-0", 73'-4", 73'-8", 74'-0", 74'-4", 74'-8", 75'-0", 75'-4", 75'-8", 76'-0", 76'-4", 76'-8", 77'-0", 77'-4", 77'-8", 78'-0", 78'-4", 78'-8", 79'-0", 79'-4", 79'-8", 80'-0", 80'-4", 80'-8", 81'-0", 81'-4", 81'-8", 82'-0", 82'-4", 82'-8", 83'-0", 83'-4", 83'-8", 84'-0", 84'-4", 84'-8", 85'-0", 85'-4", 85'-8", 86'-0", 86'-4", 86'-8", 87'-0", 87'-4", 87'-8", 88'-0", 88'-4", 88'-8", 89'-0", 89'-4", 89'-8", 90'-0", 90'-4", 90'-8", 91'-0", 91'-4", 91'-8", 92'-0", 92'-4", 92'-8", 93'-0", 93'-4", 93'-8", 94'-0", 94'-4", 94'-8", 95'-0", 95'-4", 95'-8", 96'-0", 96'-4", 96'-8", 97'-0", 97'-4", 97'-8", 98'-0", 98'-4", 98'-8", 99'-0", 99'-4", 99'-8", 100'-0", 100'-4", 100'-8", 101'-0", 101'-4", 101'-8", 102'-0", 102'-4", 102'-8", 103'-0", 103'-4", 103'-8", 104'-0", 104'-4", 104'-8", 105'-0", 105'-4", 105'-8", 106'-0", 106'-4", 106'-8", 107'-0", 107'-4", 107'-8", 108'-0", 108'-4", 108'-8", 109'-0", 109'-4", 109'-8", 110'-0", 110'-4", 110'-8", 111'-0", 111'-4", 111'-8", 112'-0", 112'-4", 112'-8", 113'-0", 113'-4", 113'-8", 114'-0", 114'-4", 114'-8", 115'-0", 115'-4", 115'-8", 116'-0", 116'-4", 116'-8", 117'-0", 117'-4", 117'-8", 118'-0", 118'-4", 118'-8", 119'-0", 119'-4", 119'-8", 120'-0", 120'-4", 120'-8", 121'-0", 121'-4", 121'-8", 122'-0", 122'-4", 122'-8", 123'-0", 123'-4", 123'-8", 124'-0", 124'-4", 124'-8", 125'-0", 125'-4", 125'-8", 126'-0", 126'-4", 126'-8", 127'-0", 127'-4", 127'-8", 128'-0", 128'-4", 128'-8", 129'-0", 129'-4", 129'-8", 130'-0", 130'-4", 130'-8", 131'-0", 131'-4", 131'-8", 132'-0", 132'-4", 132'-8", 133'-0", 133'-4", 133'-8", 134'-0", 134'-4", 134'-8", 135'-0", 135'-4", 135'-8", 136'-0", 136'-4", 136'-8", 137'-0", 137'-4", 137'-8", 138'-0", 138'-4", 138'-8", 139'-0", 139'-4", 139'-8", 140'-0", 140'-4", 140'-8", 141'-0", 141'-4", 141'-8", 142'-0", 142'-4", 142'-8", 143'-0", 143'-4", 143'-8", 144'-0", 144'-4", 144'-8", 145'-0", 145'-4", 145'-8", 146'-0", 146'-4", 146'-8", 147'-0", 147'-4", 147'-8", 148'-0", 148'-4", 148'-8", 149'-0", 149'-4", 149'-8", 150'-0", 150'-4", 150'-8", 151'-0", 151'-4", 151'-8", 152'-0", 152'-4", 152'-8", 153'-0", 153'-4", 153'-8", 154'-0", 154'-4", 154'-8", 155'-0", 155'-4", 155'-8", 156'-0", 156'-4", 156'-8", 157'-0", 157'-4", 157'-8", 158'-0", 158'-4", 158'-8", 159'-0", 159'-4", 159'-8", 160'-0", 160'-4", 160'-8", 161'-0", 161'-4", 161'-8", 162'-0", 162'-4", 162'-8", 163'-0", 163'-4", 163'-8", 164'-0", 164'-4", 164'-8", 165'-0", 165'-4", 165'-8", 166'-0", 166'-4", 166'-8", 167'-0", 167'-4", 167'-8", 168'-0", 168'-4", 168'-8", 169'-0", 169'-4", 169'-8", 170'-0", 170'-4", 170'-8", 171'-0", 171'-4", 171'-8", 172'-0", 172'-4", 172'-8", 173'-0", 173'-4", 173'-8", 174'-0", 174'-4", 174'-8", 175'-0", 175'-4", 175'-8", 176'-0", 176'-4", 176'-8", 177'-0", 177'-4", 177'-8", 178'-0", 178'-4", 178'-8", 179'-0", 179'-4", 179'-8", 180'-0", 180'-4", 180'-8", 181'-0", 181'-4", 181'-8", 182'-0", 182'-4", 182'-8", 183'-0", 183'-4", 183'-8", 184'-0", 184'-4", 184'-8", 185'-0", 185'-4", 185'-8", 186'-0", 186'-4", 186'-8", 187'-0", 187'-4", 187'-8", 188'-0", 188'-4", 188'-8", 189'-0", 189'-4", 189'-8", 190'-0", 190'-4", 190'-8", 191'-0", 191'-4", 191'-8", 192'-0", 192'-4", 192'-8", 193'-0", 193'-4", 193'-8", 194'-0", 194'-4", 194'-8", 195'-0", 195'-4", 1

[illegible]



CONSULTANT

1735 South Wagner Road  
Ann Arbor, Michigan

## A7.1-BP3









REGISTRATION SEAL

CONSULTANT

PROJECT TITLE

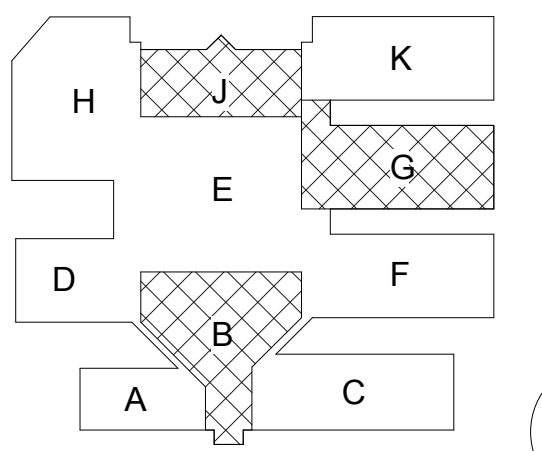
**New High Point  
School**

**Washtenaw  
Intermediate  
School District**

1735 South Wagner Road  
Ann Arbor, Michigan

DRAWING TITLE

**Interior Elevations**



ISSUE DATES

05/27/2020 FOR CONSTRUCTION-BID PACK 3

05/01/2020 95% REVIEW

DATE: ISSUED FOR:

DRAWN: Author

CHECKED: Checker

APPROVED: Approver

PROJECT NO.

**19040**

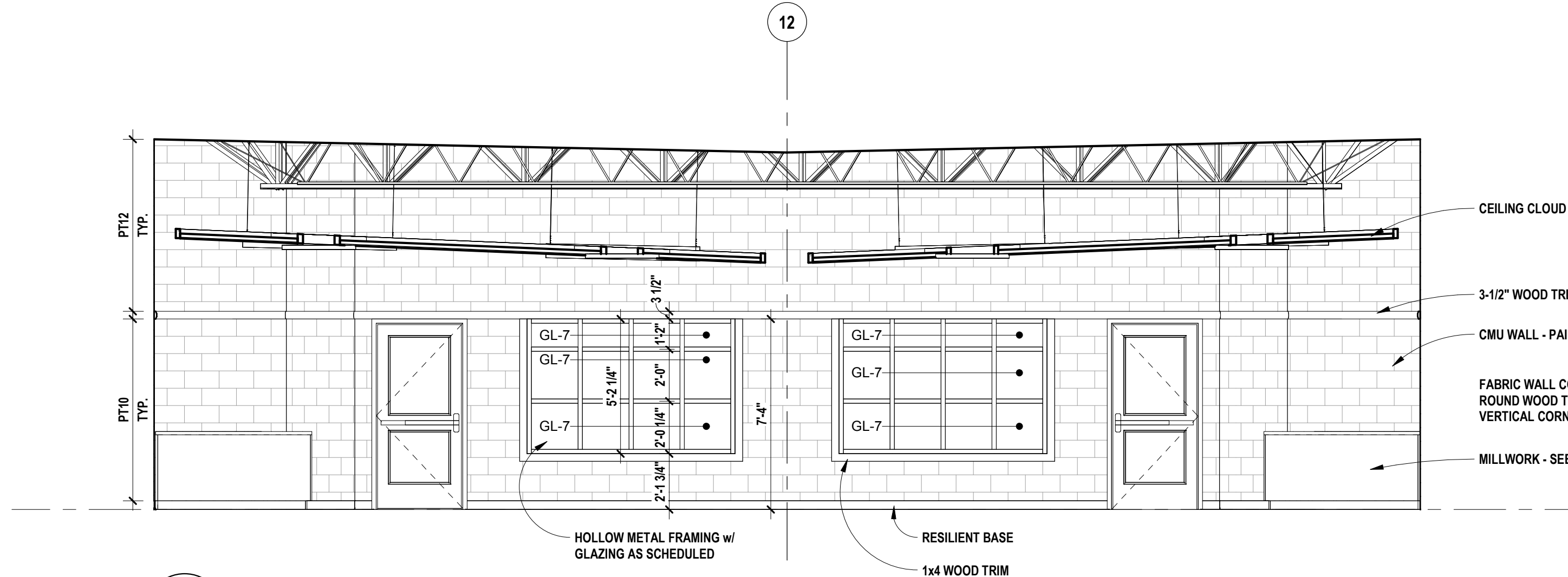
DRAWING NO.

**A7.3-BP3**

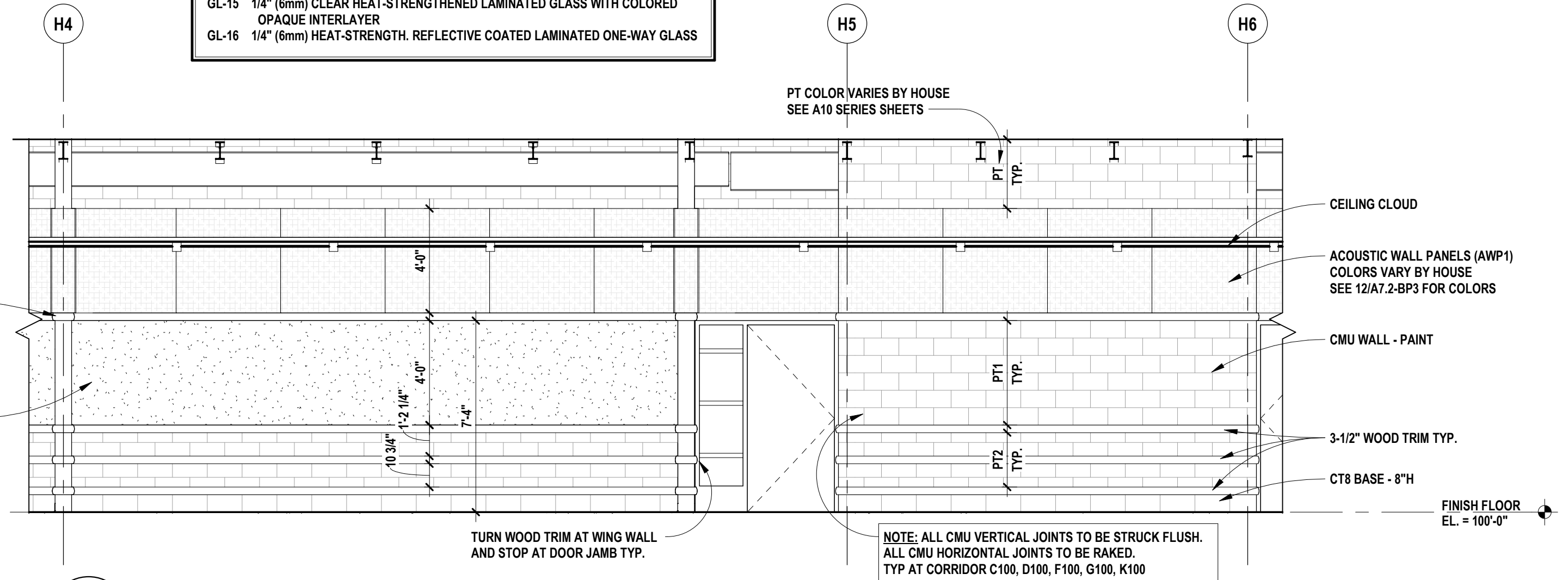
**GLAZING TYPES**

NOTE: REFER TO SPECIFICATIONS FOR ASSEMBLIES

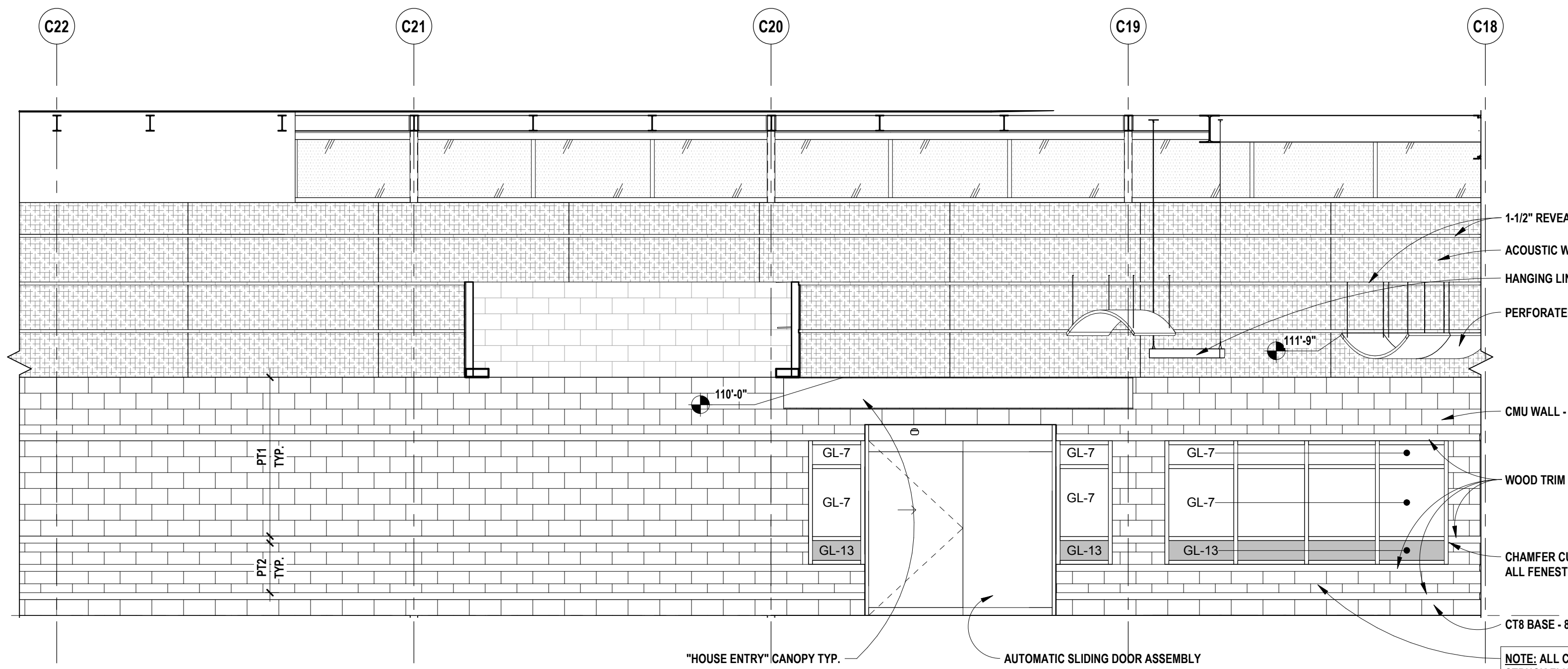
- GL-1 1" (25mm) TINTED HEAT-STRENGTHENED LAMINATED INSULATING GLASS (LOW-E)
- GL-2 1" (25mm) TINTED TEMPERED INSULATING GLASS (LOW-E)
- GL-3 1" (25mm) TINTED HEAT-STRENGTHENED LAMINATED INSULATING GLASS (LOW-E) WITH TRANSLUCENT INTERLAYER
- GL-4 1" (25mm) TINTED HEAT-STRENGTHENED LAMINATED INSULATING GLASS (LOW-E) WITH TRANSLUCENT INTERLAYER
- GL-5 1" (25mm) TINTED TEMPERED INSULATING SPANDREL GLASS
- GL-6 3/4" (19mm) FIRE PROTECTIVE GLAZING (45 MIN., ASTM E119)
- GL-7 1/4" (6mm) CLEAR HEAT-STRENGTHENED LAMINATED GLASS
- GL-8 1/4" (6mm) CLEAR TEMPERED MONOLITHIC GLASS
- GL-9 1/4" (6mm) CLEAR ANNEALED MONOLITHIC GLASS
- GL-10 1/4" (6mm) CLEAR POLYCARBONATE FLAT SHEET GLAZING
- GL-11 1/4" (6mm) CLEAR HEAT-STRENGTHENED LAMINATED GLASS WITH COLORED OPAQUE INTERLAYER
- GL-12 1/4" (6mm) CLEAR HEAT-STRENGTHENED LAMINATED GLASS WITH COLORED OPAQUE INTERLAYER
- GL-13 1/4" (6mm) CLEAR HEAT-STRENGTHENED LAMINATED GLASS WITH COLORED OPAQUE INTERLAYER
- GL-14 1/4" (6mm) CLEAR HEAT-STRENGTHENED LAMINATED GLASS WITH COLORED OPAQUE INTERLAYER
- GL-15 1/4" (6mm) CLEAR HEAT-STRENGTHENED LAMINATED GLASS WITH COLORED OPAQUE INTERLAYER
- GL-16 1/4" (6mm) HEAT-STRENGTH, REFLECTIVE COATED LAMINATED ONE-WAY GLASS



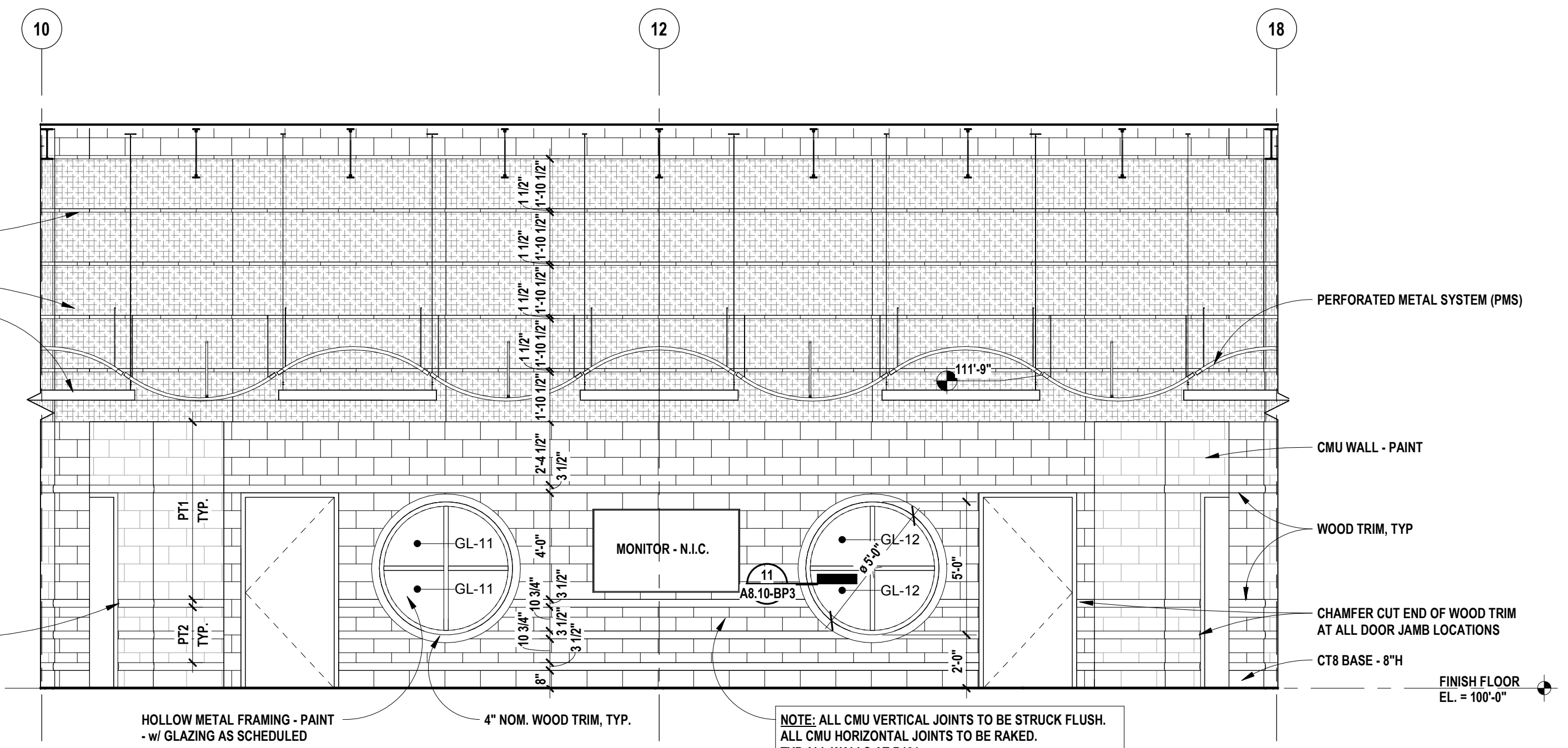
**6 MEDIA CENTER ENTRANCE**  
SCALE: 1/4" = 1'-0"



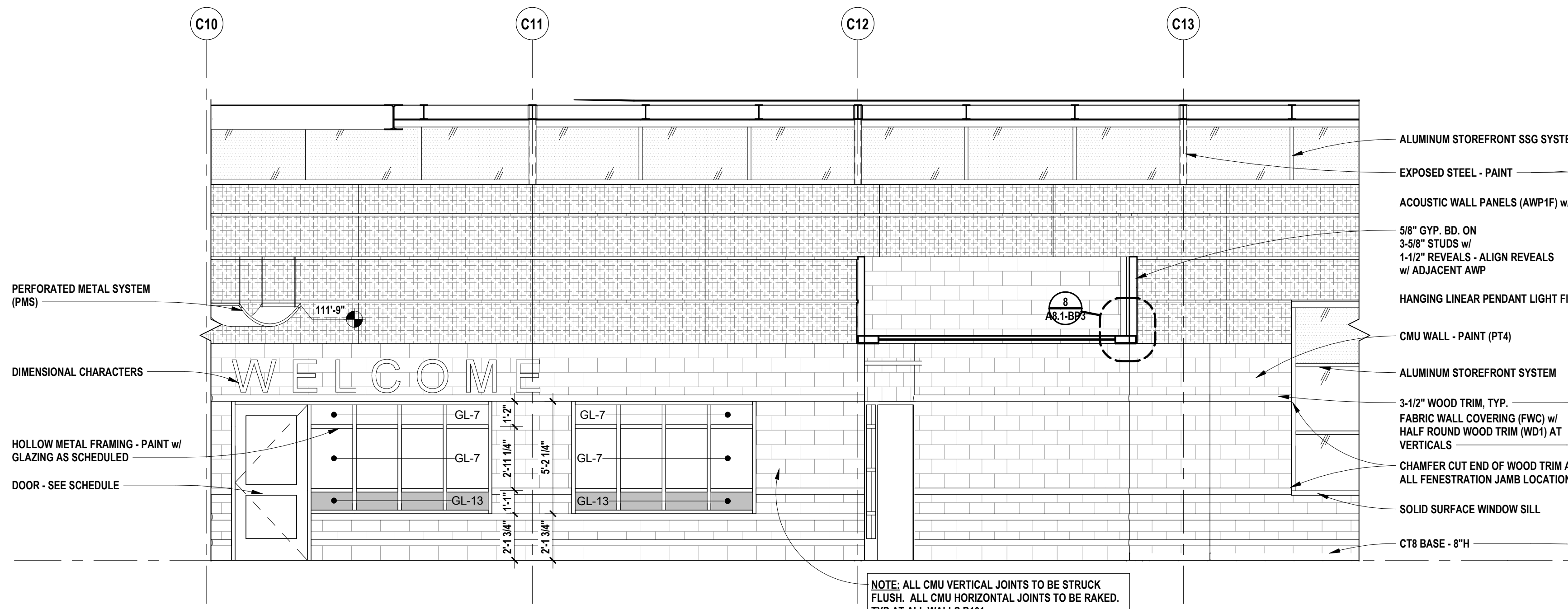
**5 TYPICAL CLASSROOM ENTRY**  
SCALE: 1/4" = 1'-0"



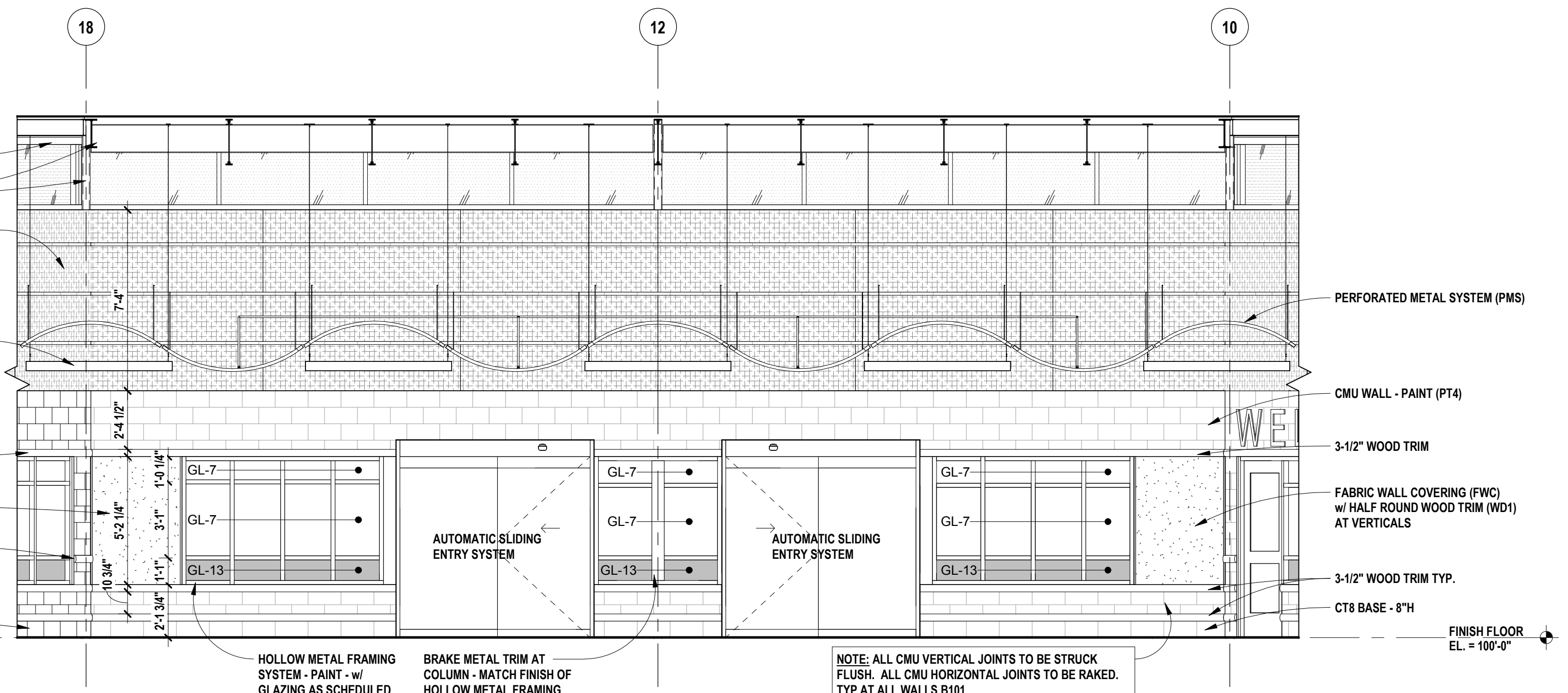
**4 ENTRANCE LOBBY**  
SCALE: 1/4" = 1'-0"



**3 ENTRANCE LOBBY**  
SCALE: 1/4" = 1'-0"



**2 ENTRANCE LOBBY**  
SCALE: 1/4" = 1'-0"



**1 ENTRANCE LOBBY**  
SCALE: 1/4" = 1'-0"











REGISTRATION SEAL

CONSULTANT

PROJECT TITLE  
**New High Point  
School**  
**Washtenaw  
Intermediate  
School District**  
1735 South Wagner Road  
Ann Arbor, Michigan

DRAWING TITLE  
**Ceiling Details**

ISSUE DATES

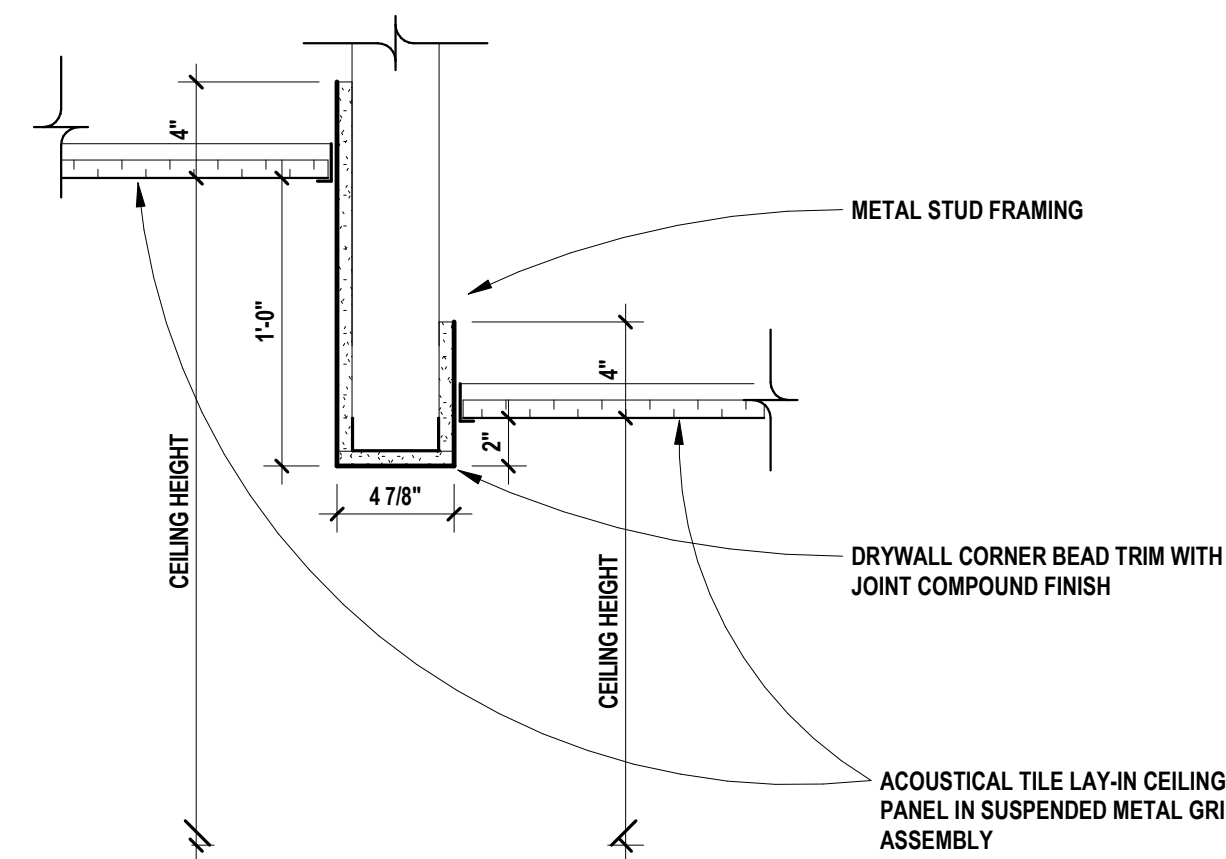
05/27/2020	FOR CONSTRUCTION-BID PACK 3
05/01/2020	95% REVIEW
DATE:	ISSUED FOR:
DRAWN	Author
CHECKED	Checker
APPROVED	Approver

PROJECT NO.

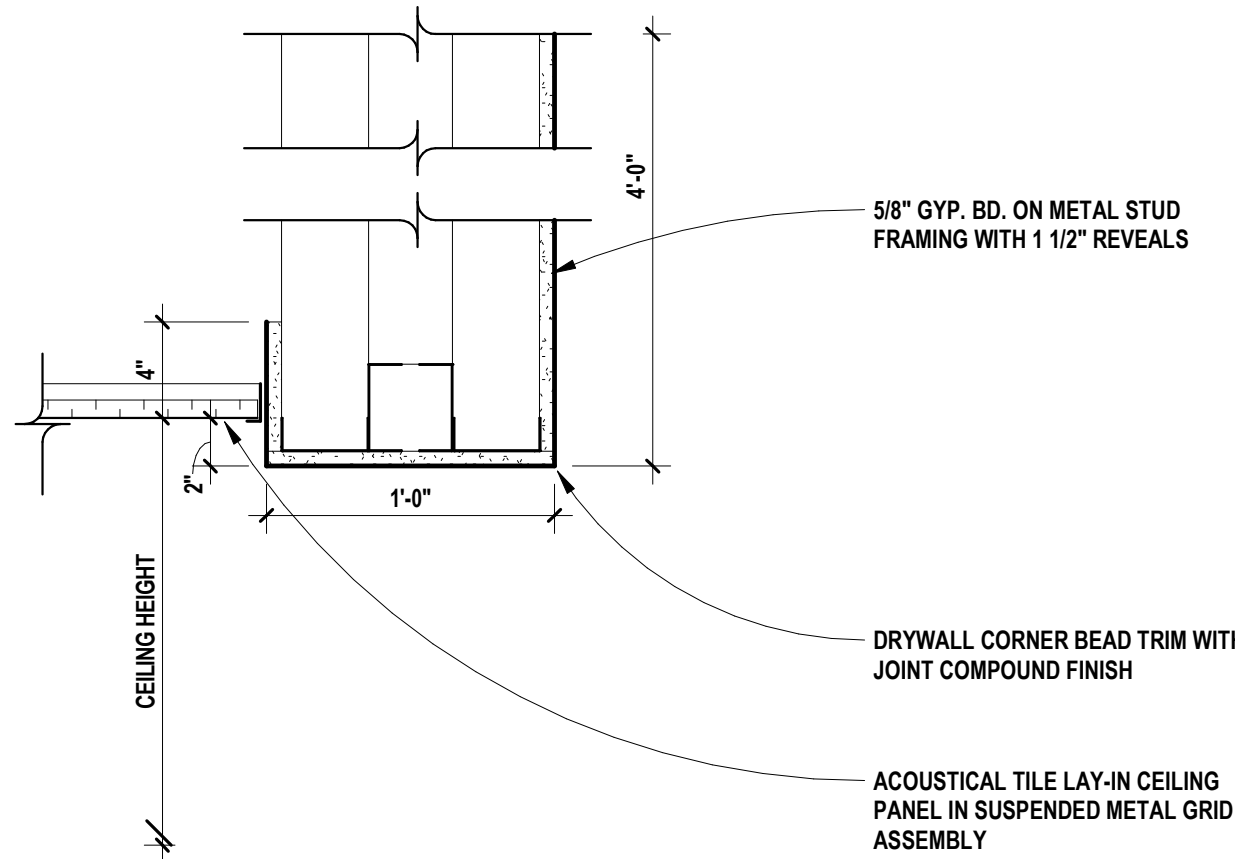
**19040**

DRAWING NO.

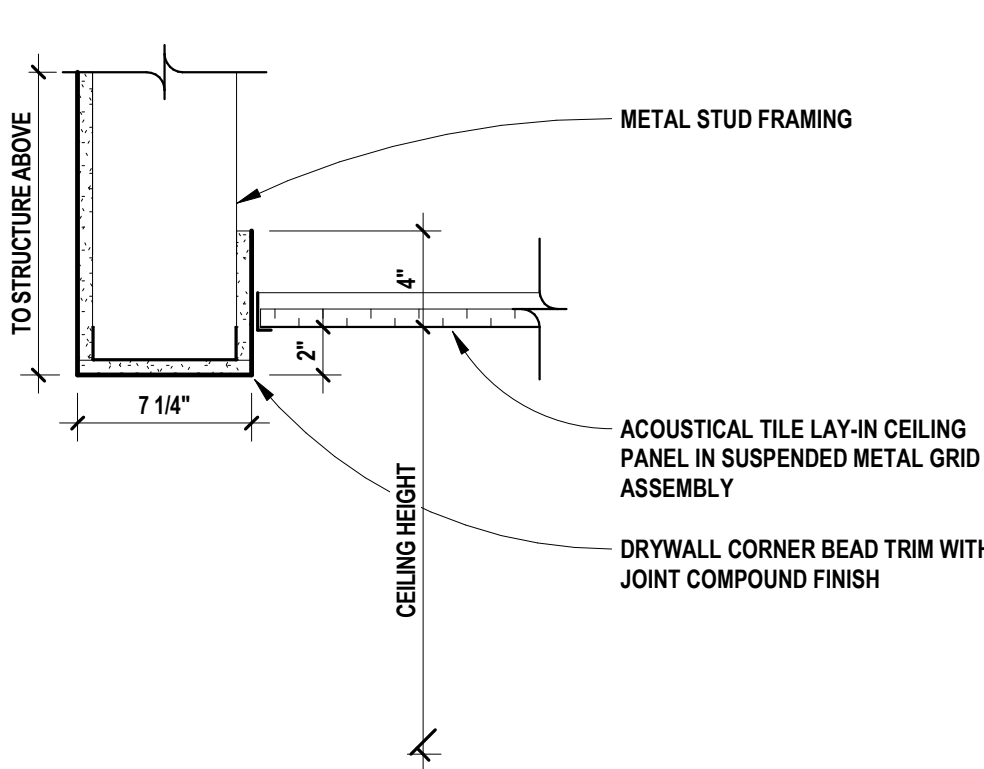
**A8.1-BP3**



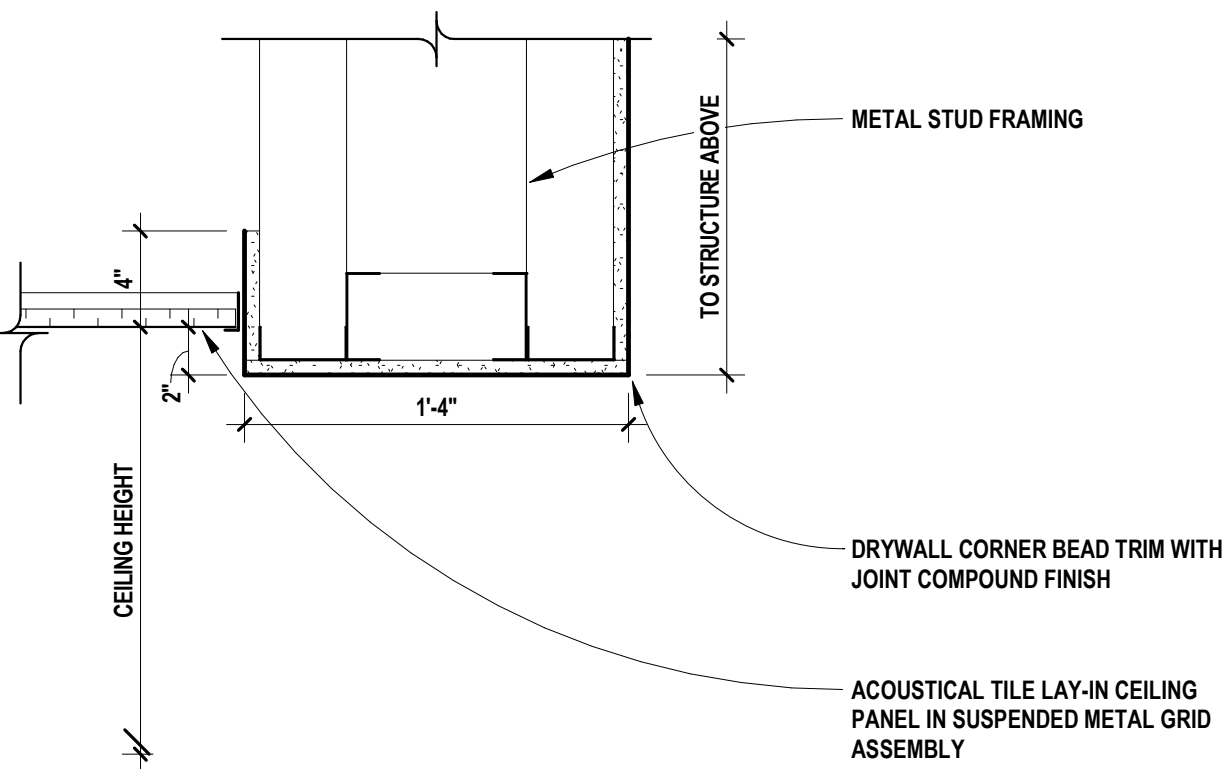
12 BULKHEAD @ RECEPTION DESK  
SCALE: 1 1/2" = 1'-0"



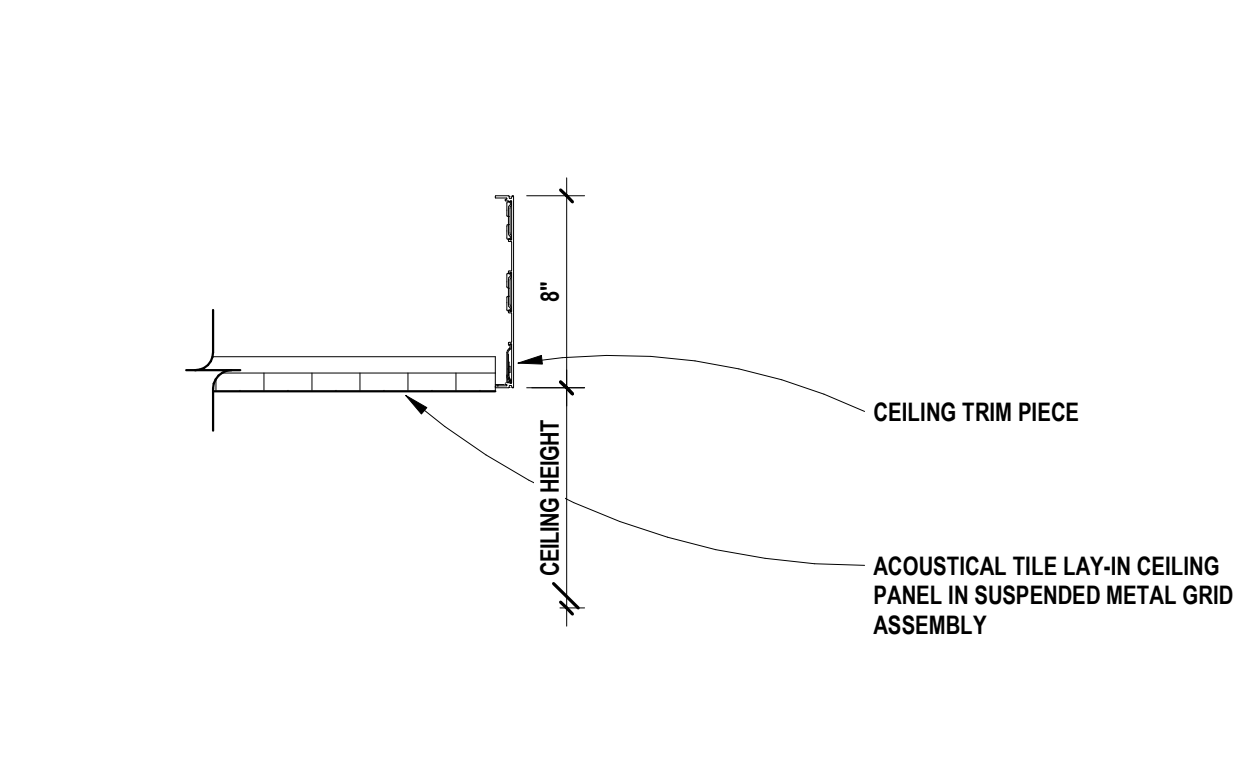
8 BULKHEAD\_1'-0"  
SCALE: 1 1/2" = 1'-0"



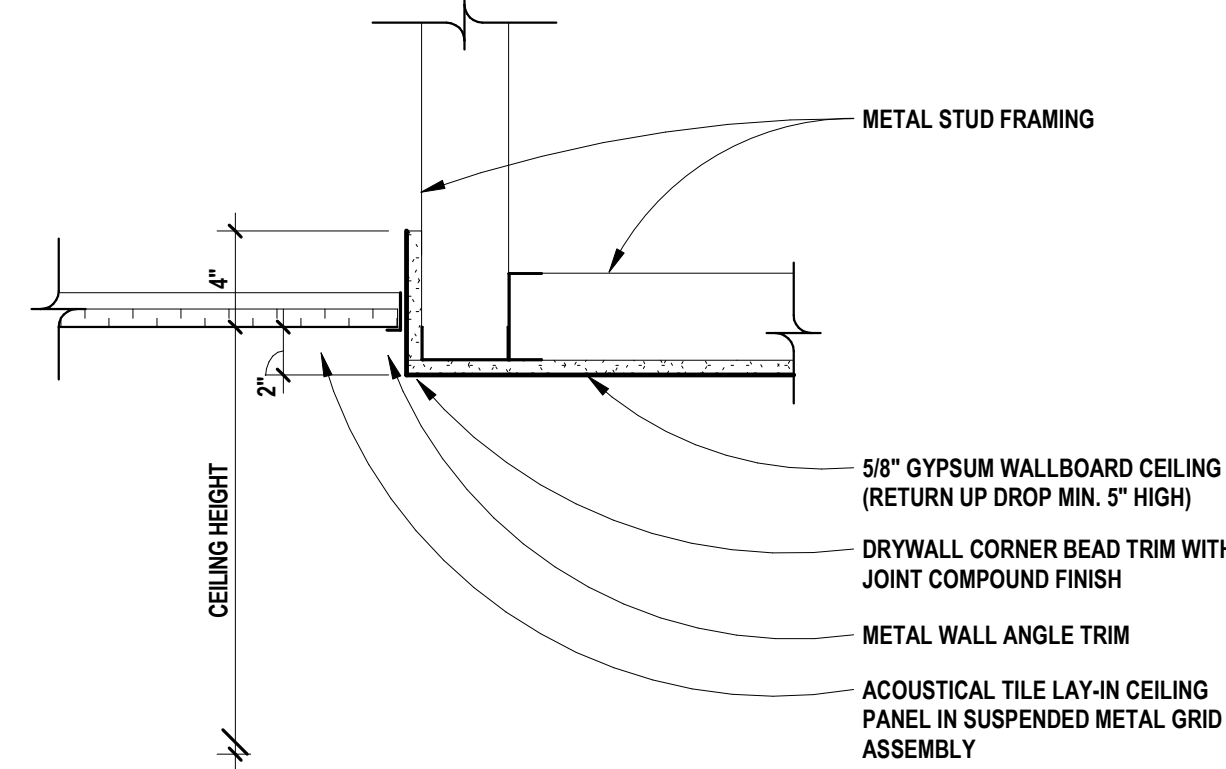
15 BULKHEAD W/ 1 SIDE ACT  
SCALE: 1 1/2" = 1'-0"



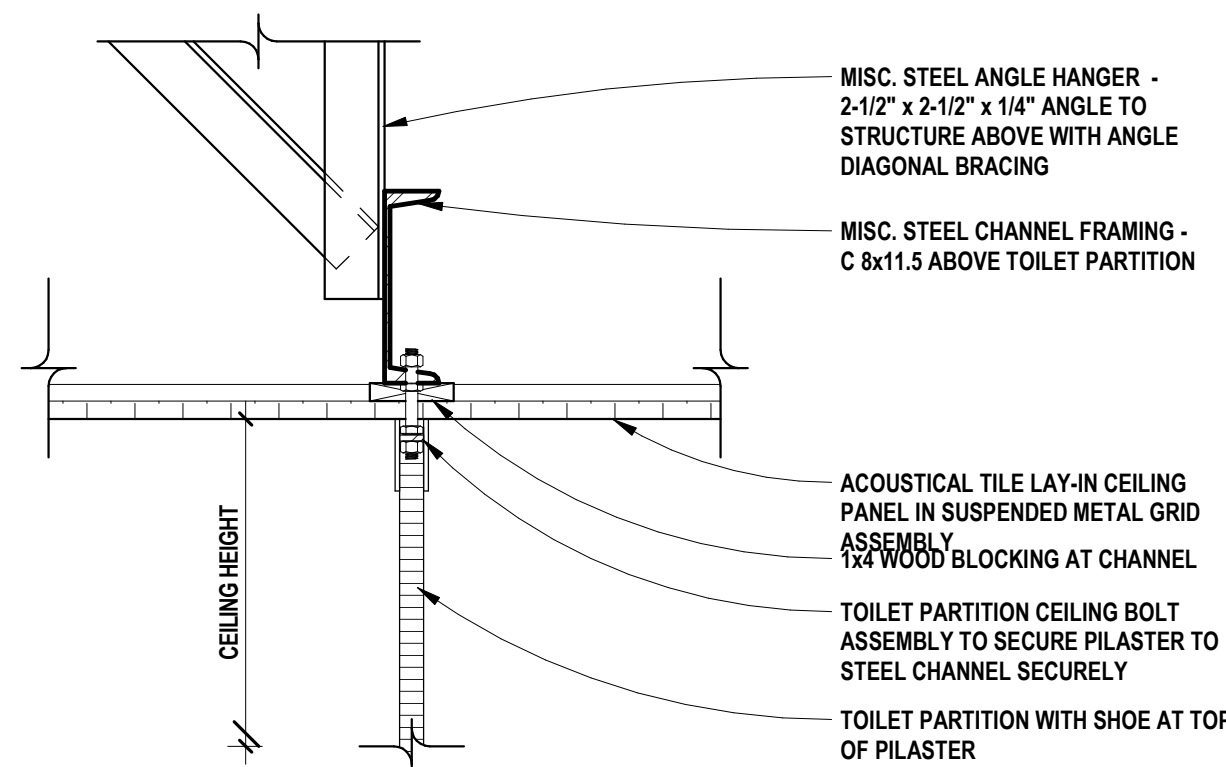
11 BULKHEAD\_1'-4"  
SCALE: 1 1/2" = 1'-0"



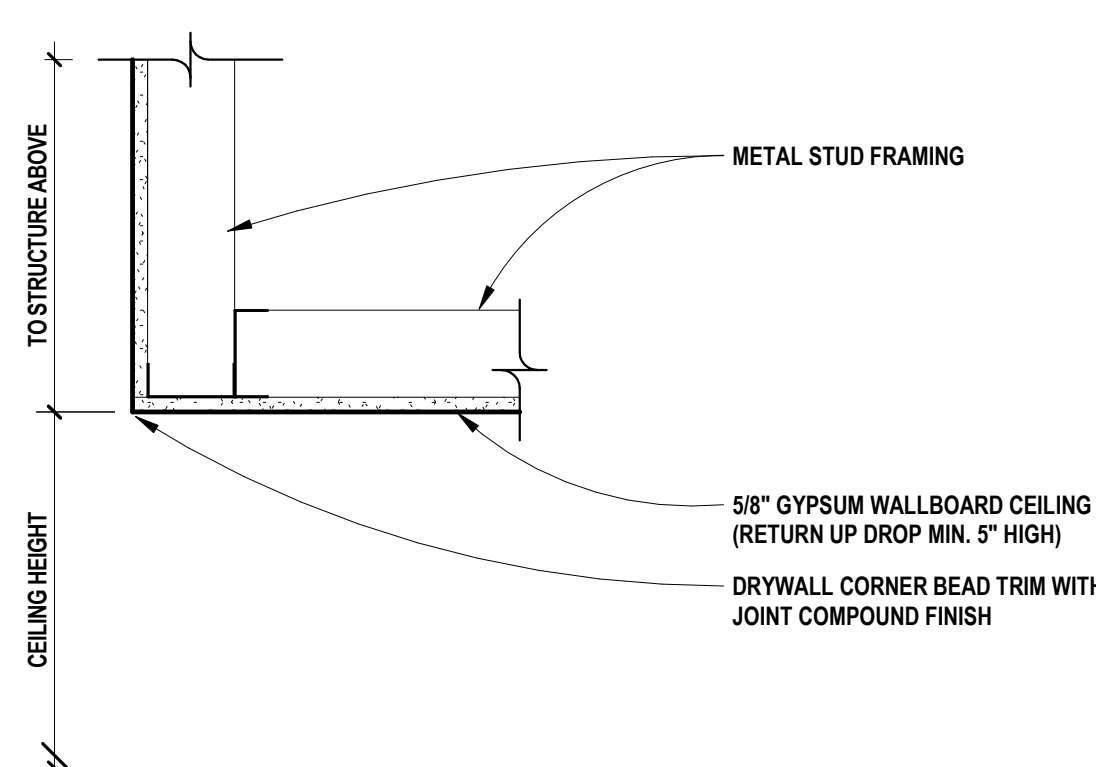
7 CEILING ANGLE AT ACT\_8"  
SCALE: 1 1/2" = 1'-0"



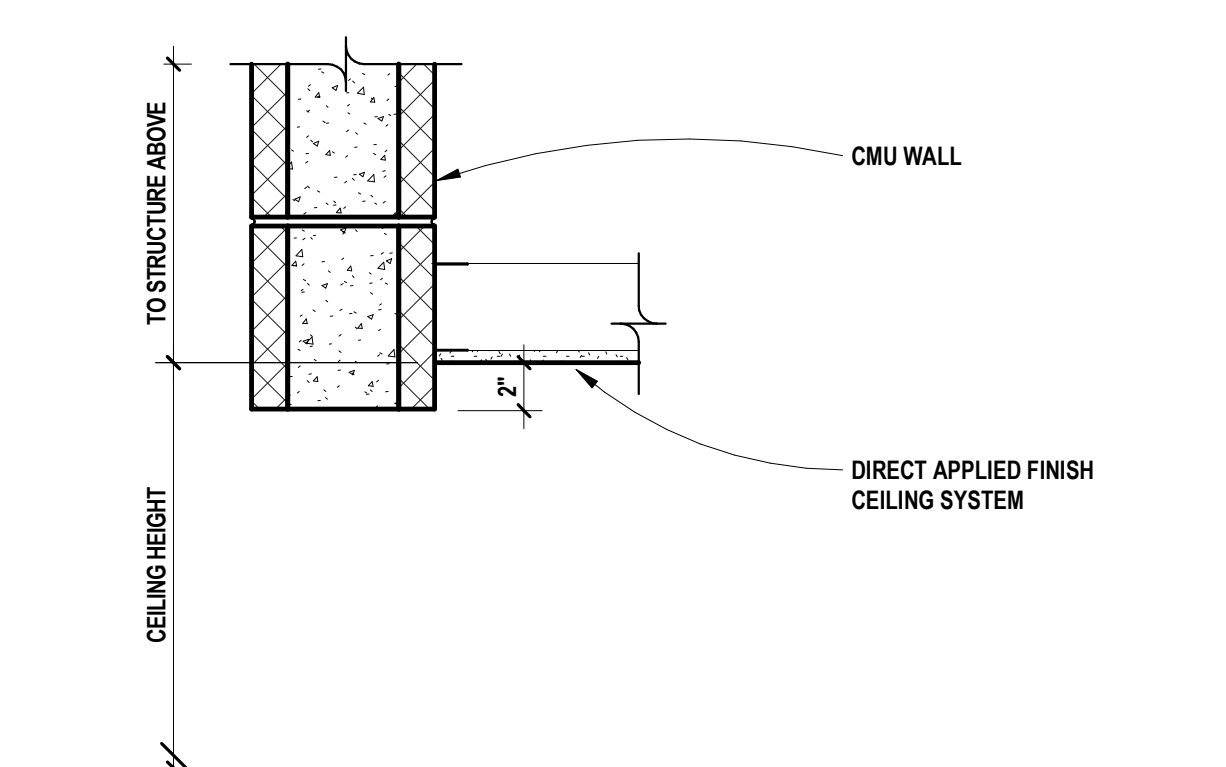
3 CEILING DROP AT SOFFIT  
SCALE: 1 1/2" = 1'-0"



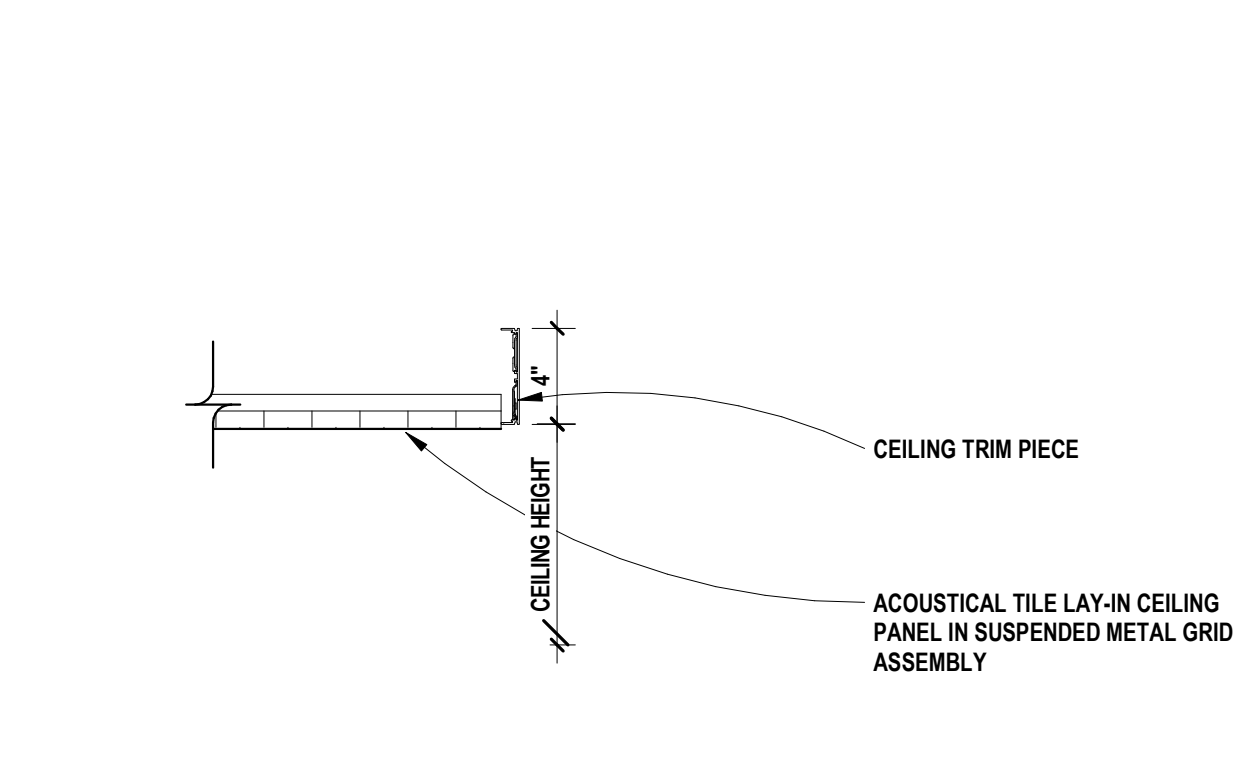
18 CEILING HUNG PARTITION  
SCALE: 1 1/2" = 1'-0"



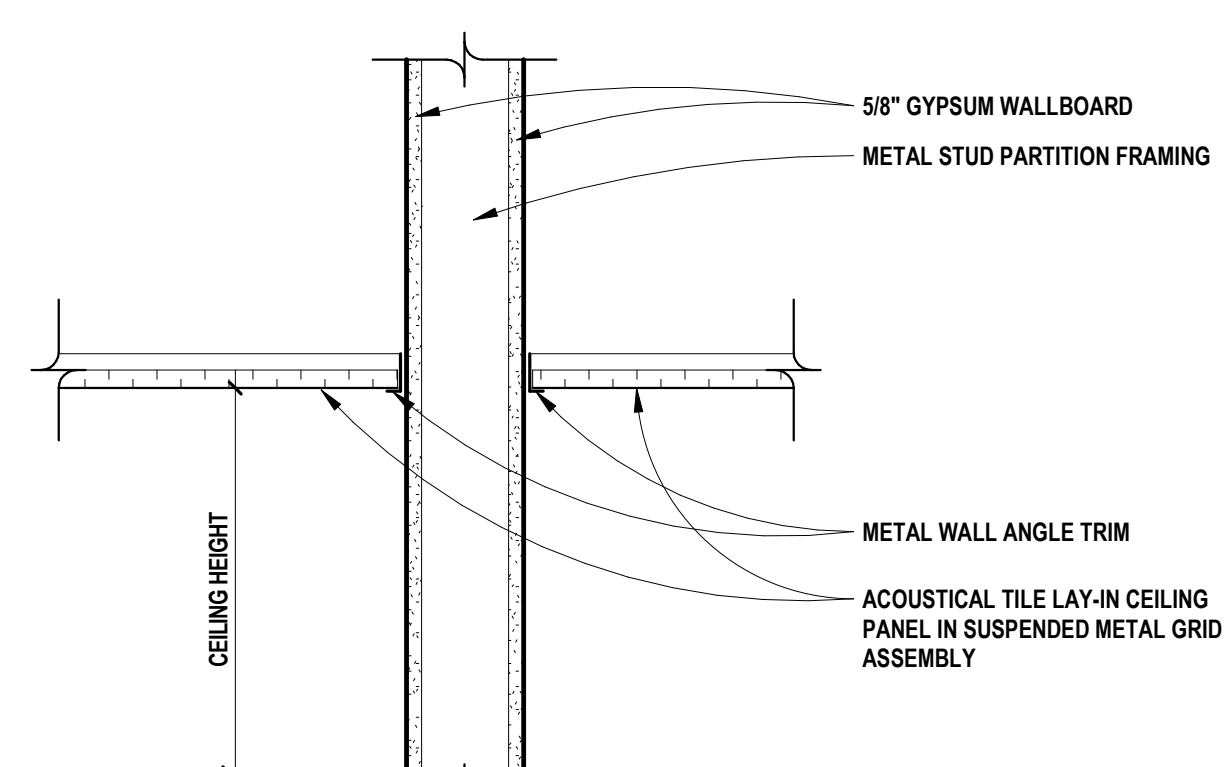
14 CEILING DROP AT SOFFIT\_STRUCTURE ABOVE  
SCALE: 1 1/2" = 1'-0"



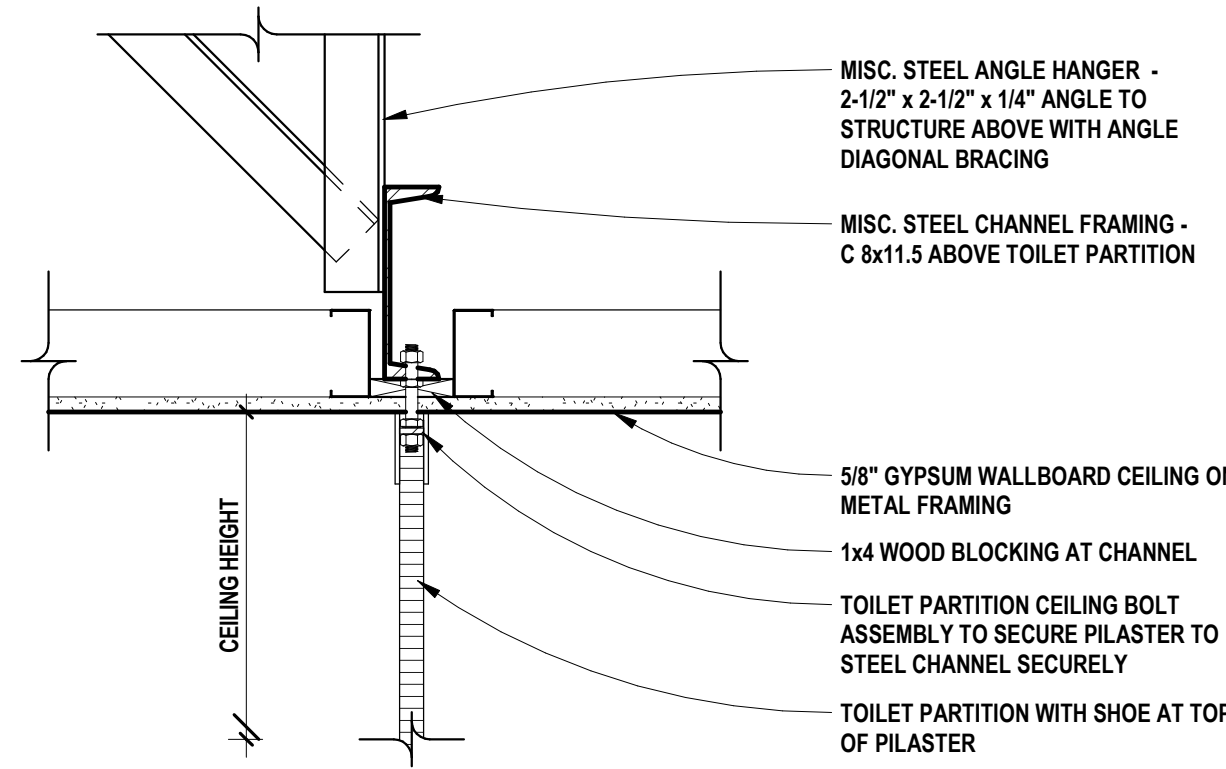
4 CEILING DROP\_DAFS  
SCALE: 1 1/2" = 1'-0"



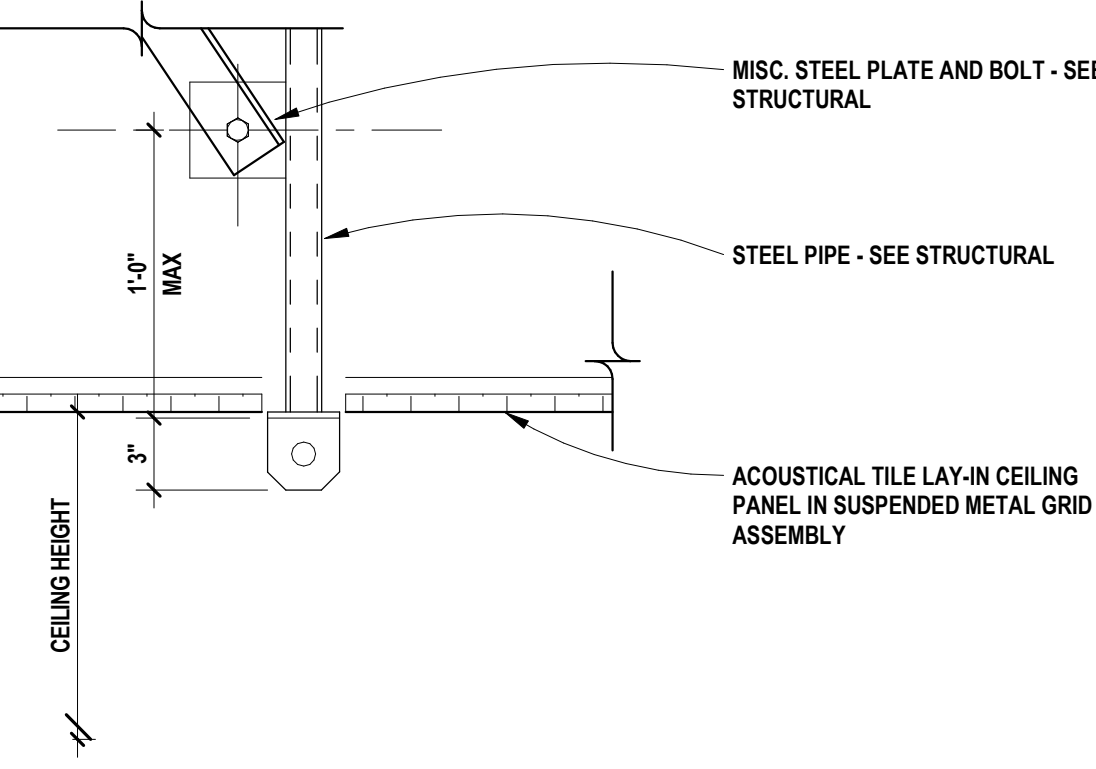
6 CEILING ANGLE AT ACT\_4"  
SCALE: 1 1/2" = 1'-0"



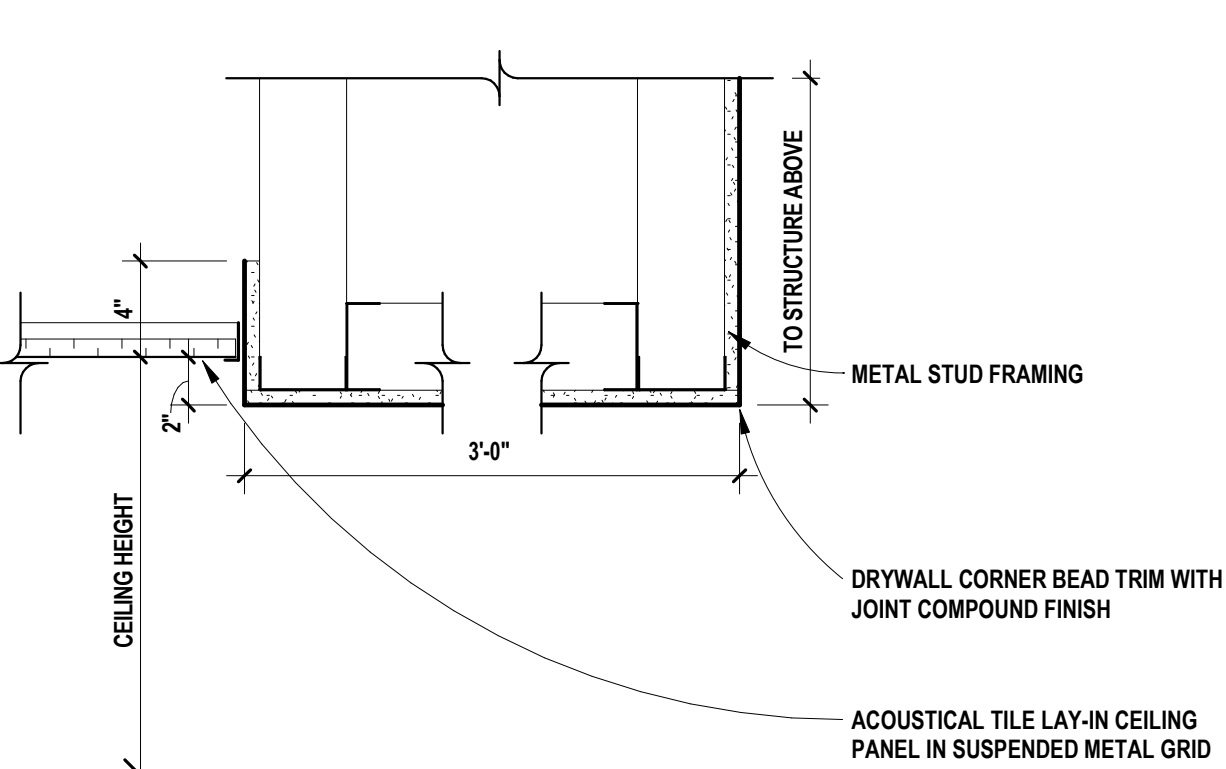
2 CEILING WALL ANGLE  
SCALE: 1 1/2" = 1'-0"



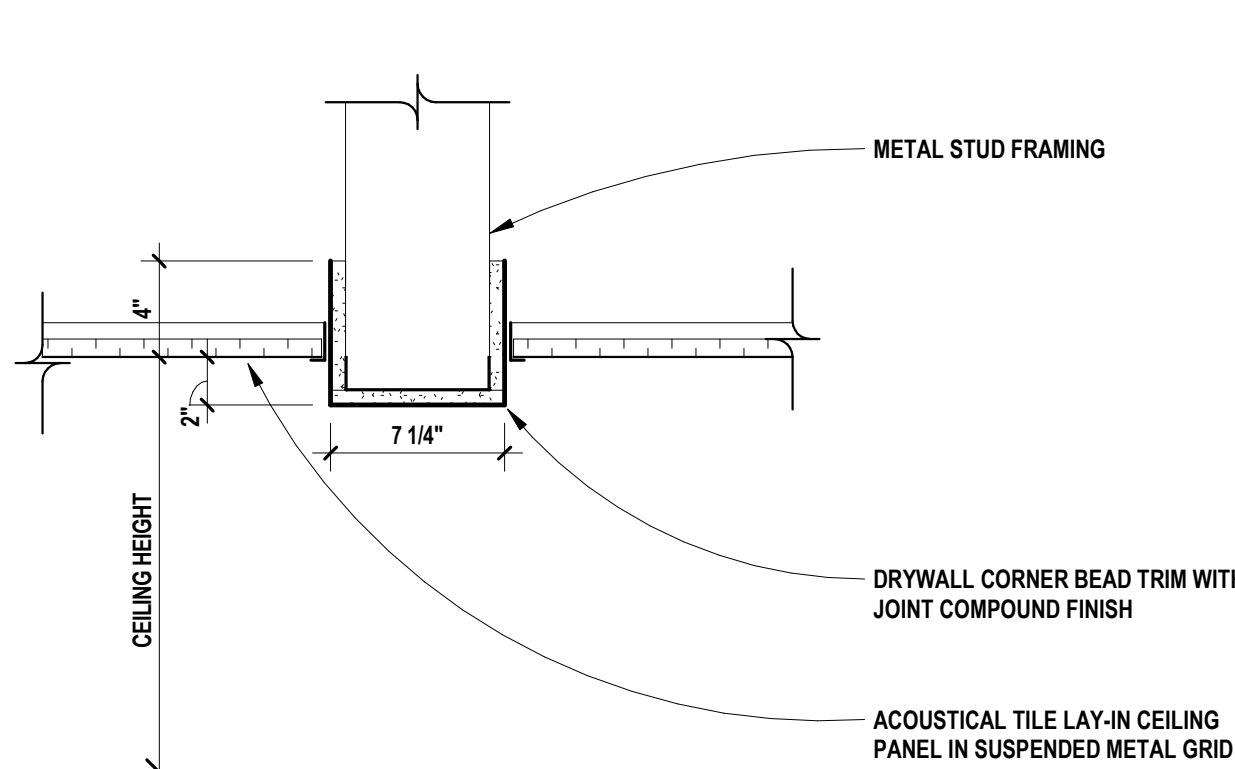
17 CEILING HUNG PARTITION  
SCALE: 1 1/2" = 1'-0"



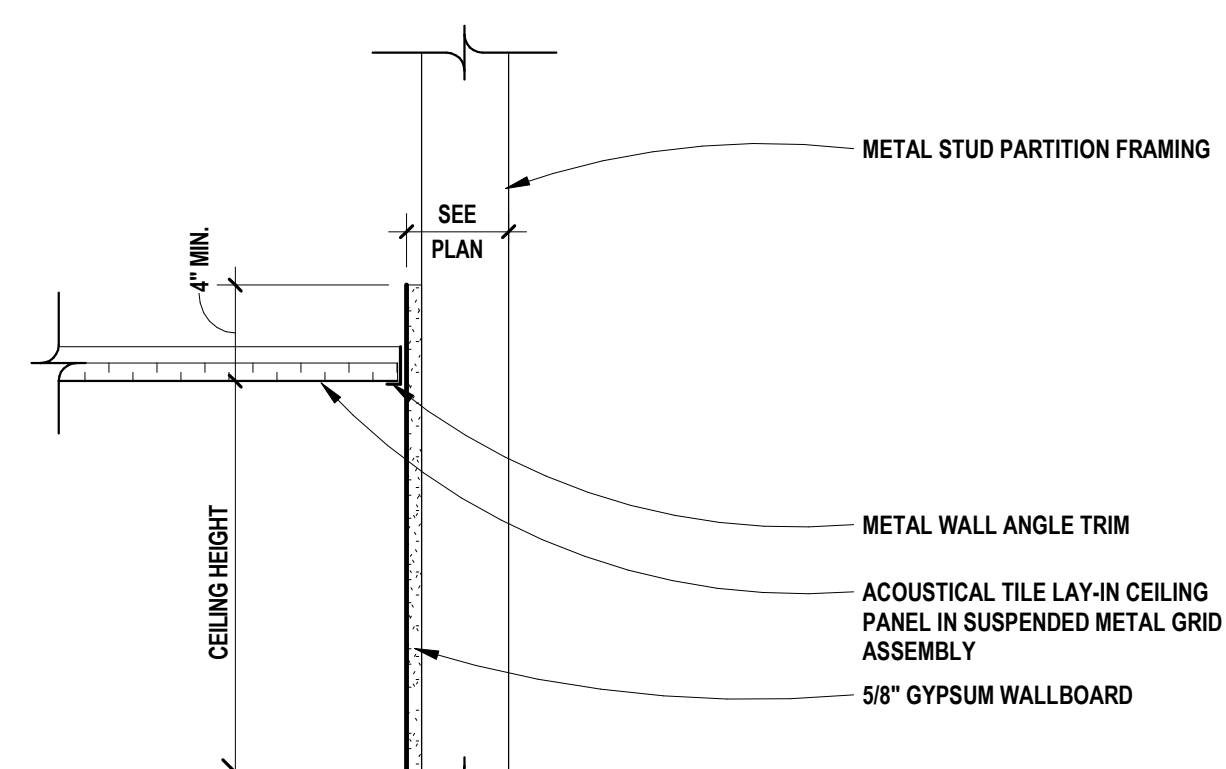
13 HARNESS SUSPENSION - LAY-IN CEILING  
SCALE: 1 1/2" = 1'-0"



9 CEILING DROP AT 3'-0" BULKHEAD  
SCALE: 1 1/2" = 1'-0"



5 CEILING DROP AT BULKHEAD  
SCALE: 1 1/2" = 1'-0"



1 CEILING WALL ANGLE TRIM  
SCALE: 1 1/2" = 1'-0"

REGISTRATION SEAL

CONSULTANT

PROJECT TITLE  
**New High Point  
School**  
**Washtenaw  
Intermediate  
School District**  
1735 South Wagner Road  
Ann Arbor, Michigan

DRAWING TITLE  
**Masonry Wall  
Construction Reference  
Details**

ISSUE DATES

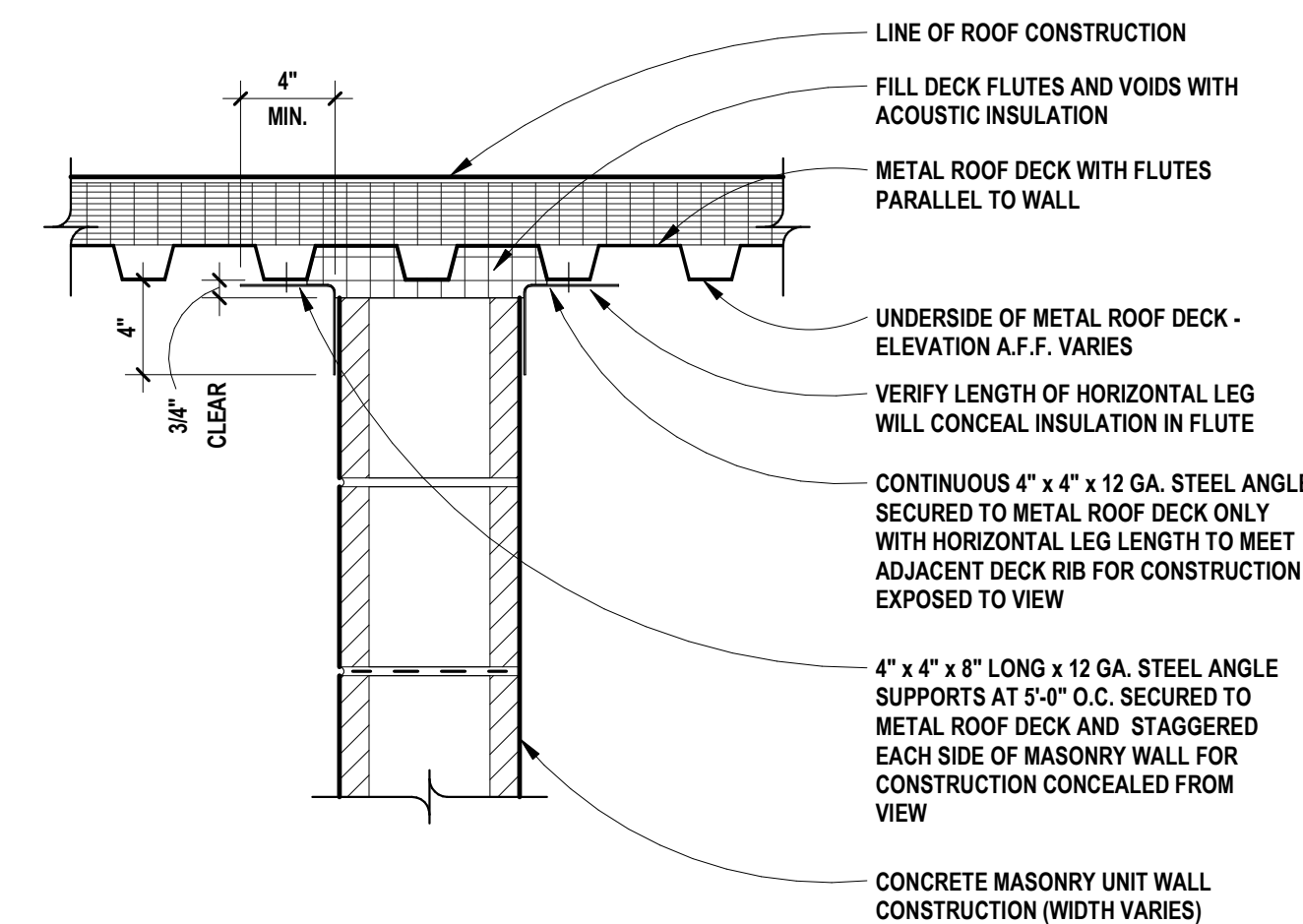
05/27/2020	FOR CONSTRUCTION-BID PACK 3
05/01/2020	95% REVIEW
DATE:	ISSUED FOR:
DRAWN	Author
CHECKED	Checker
APPROVED	Approver

PROJECT NO.

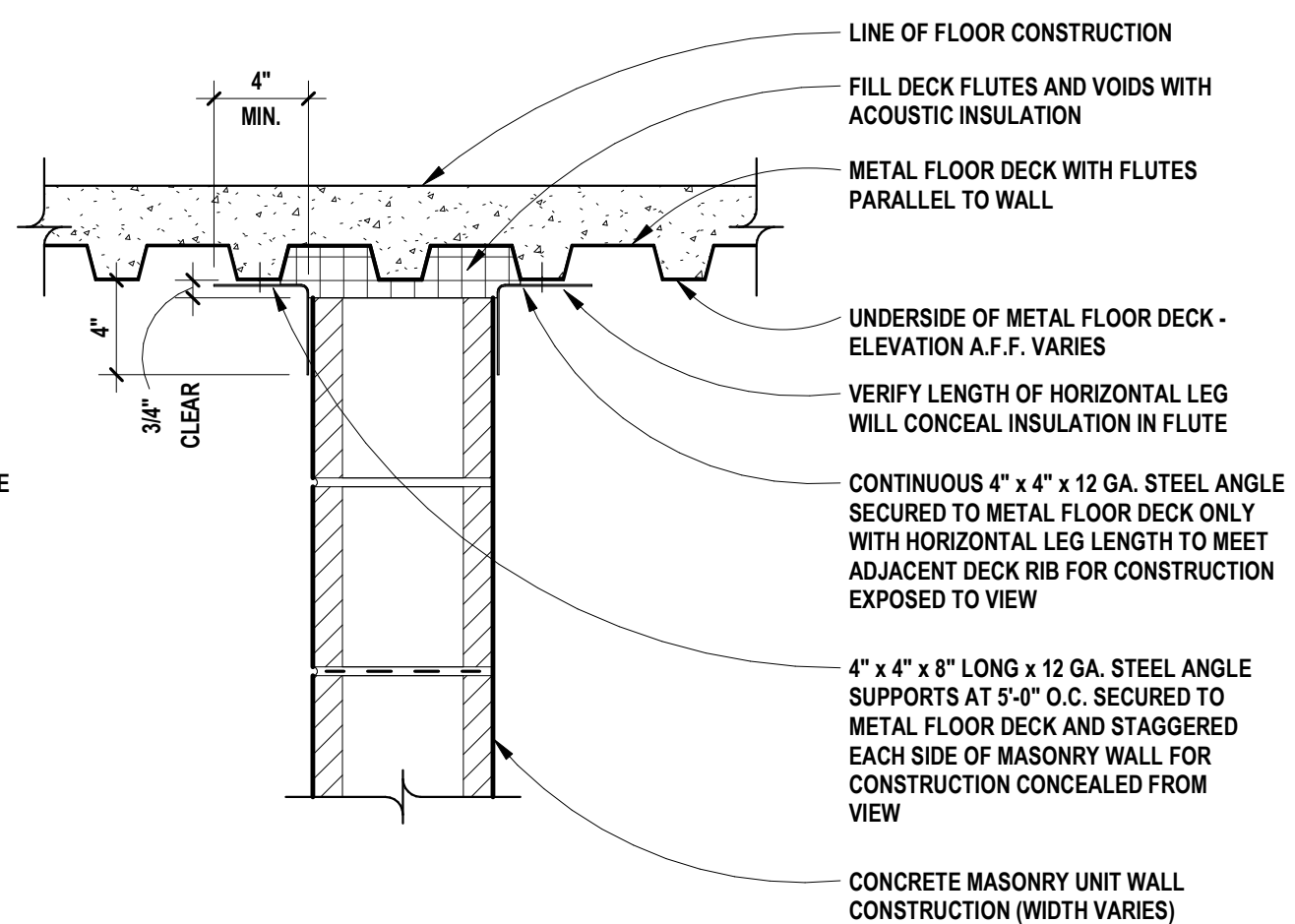
**19040**

DRAWING NO.

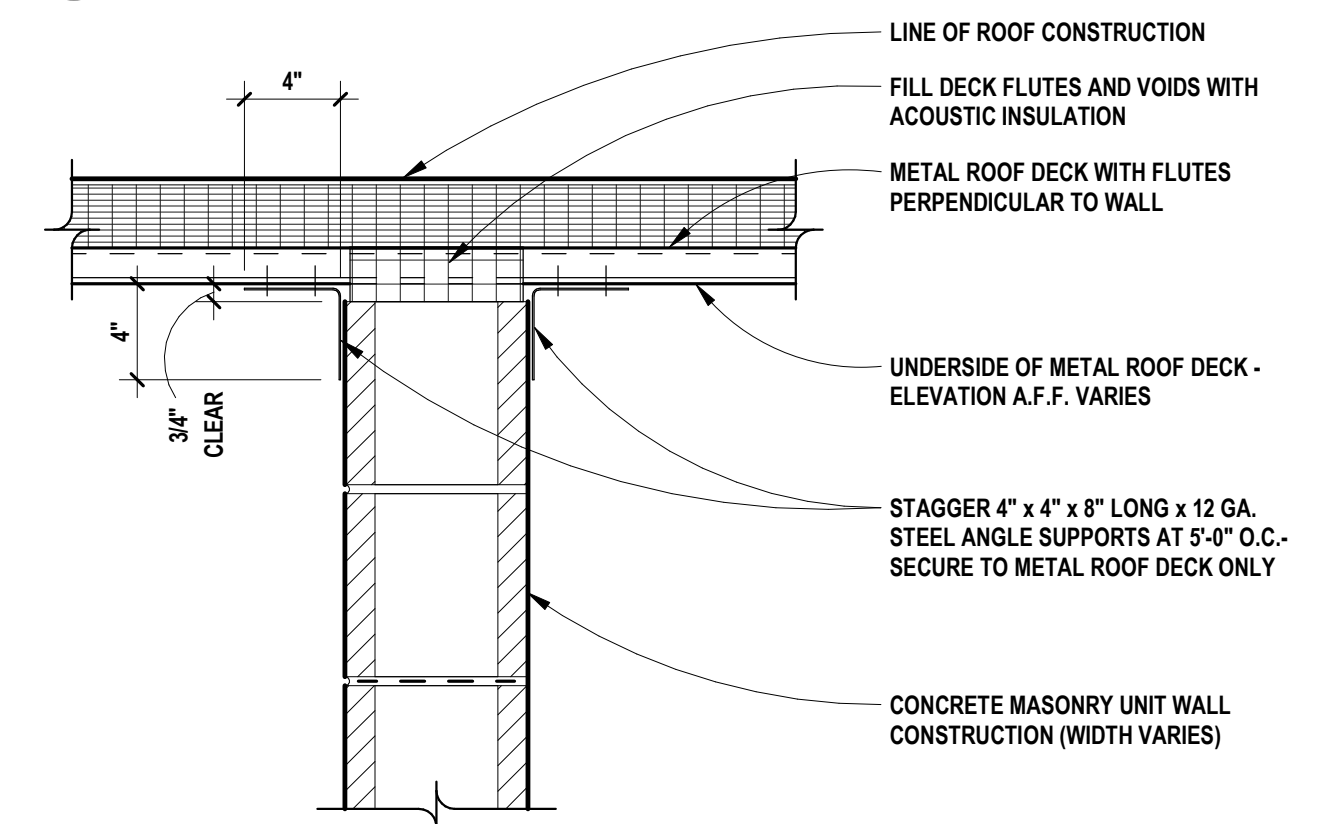
**A8.2-BP3**



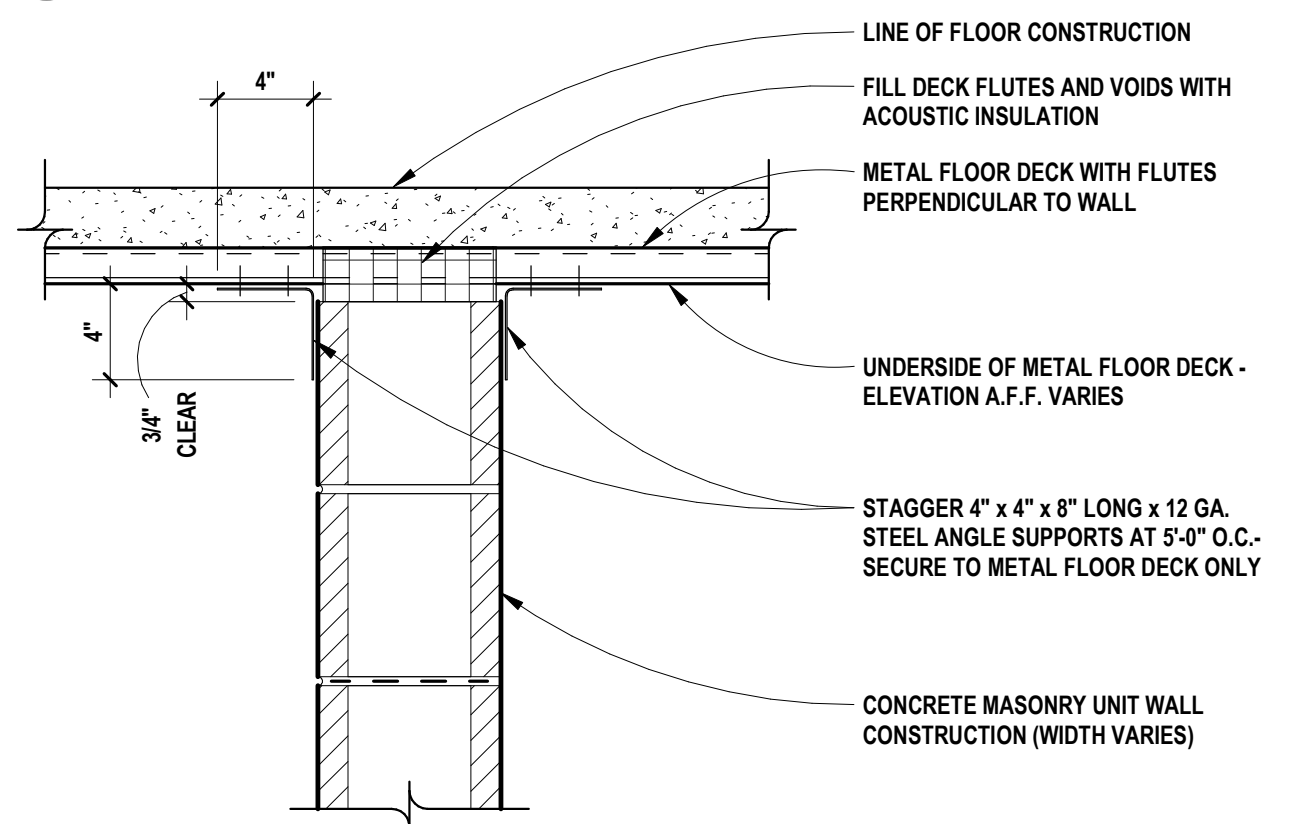
25 MASONRY WALL TERMINATION (NON-RATED WALL)  
SCALE: 1 1/2" = 1'-0"



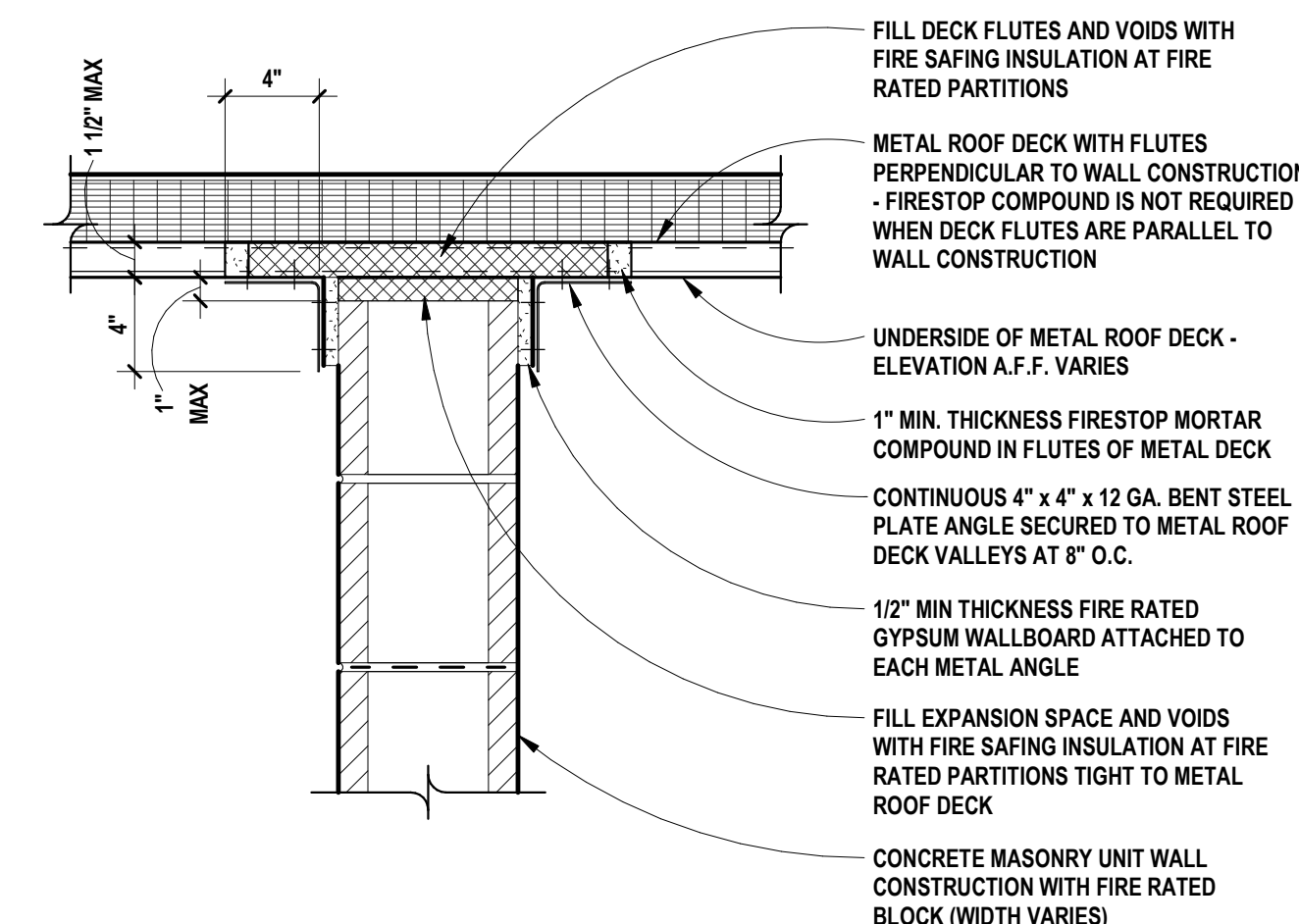
20 MASONRY WALL TERMINATION (NON-RATED WALL)  
SCALE: 1 1/2" = 1'-0"



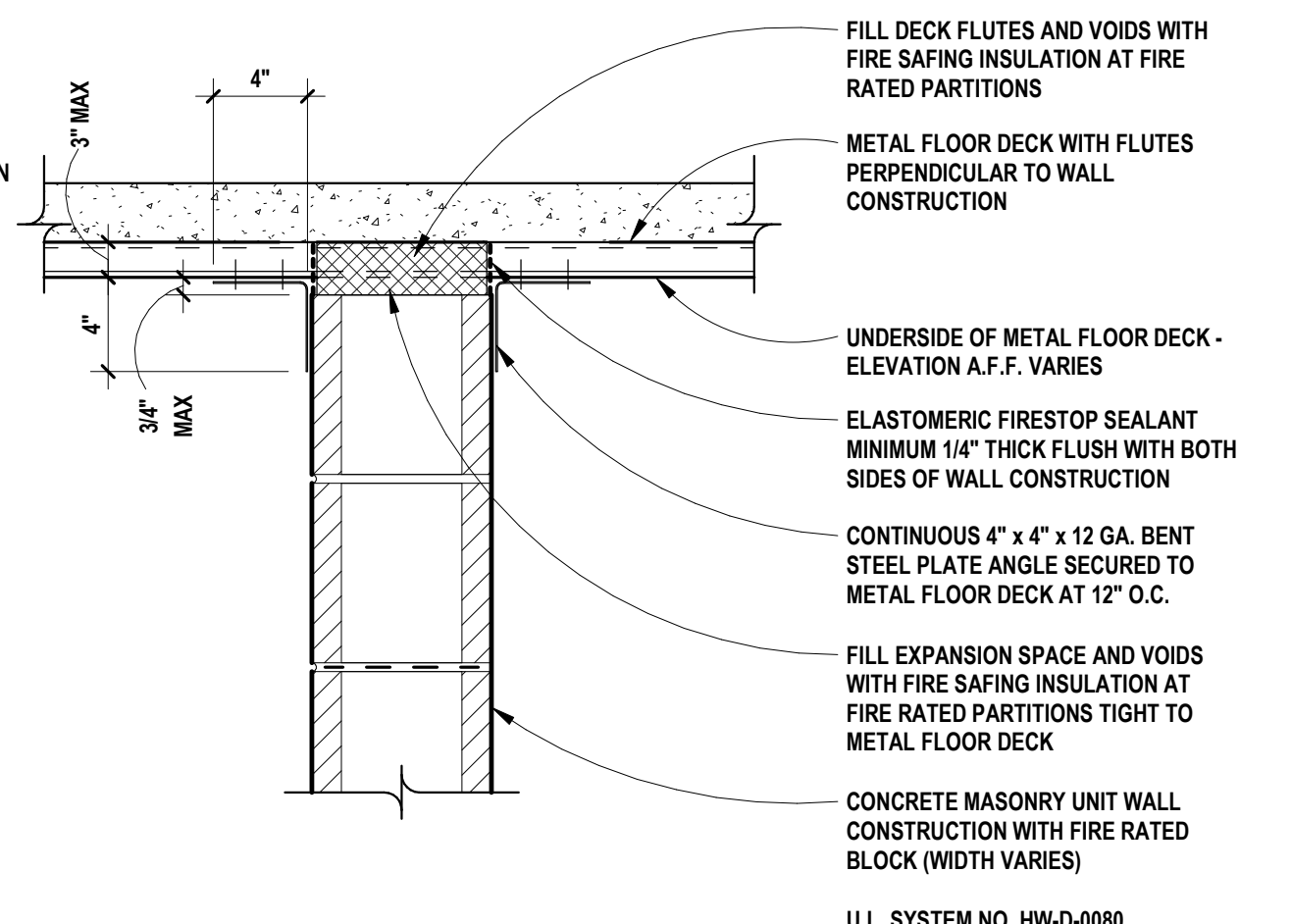
24 MASONRY WALL TERMINATION (NON-RATED WALL)  
SCALE: 1 1/2" = 1'-0"



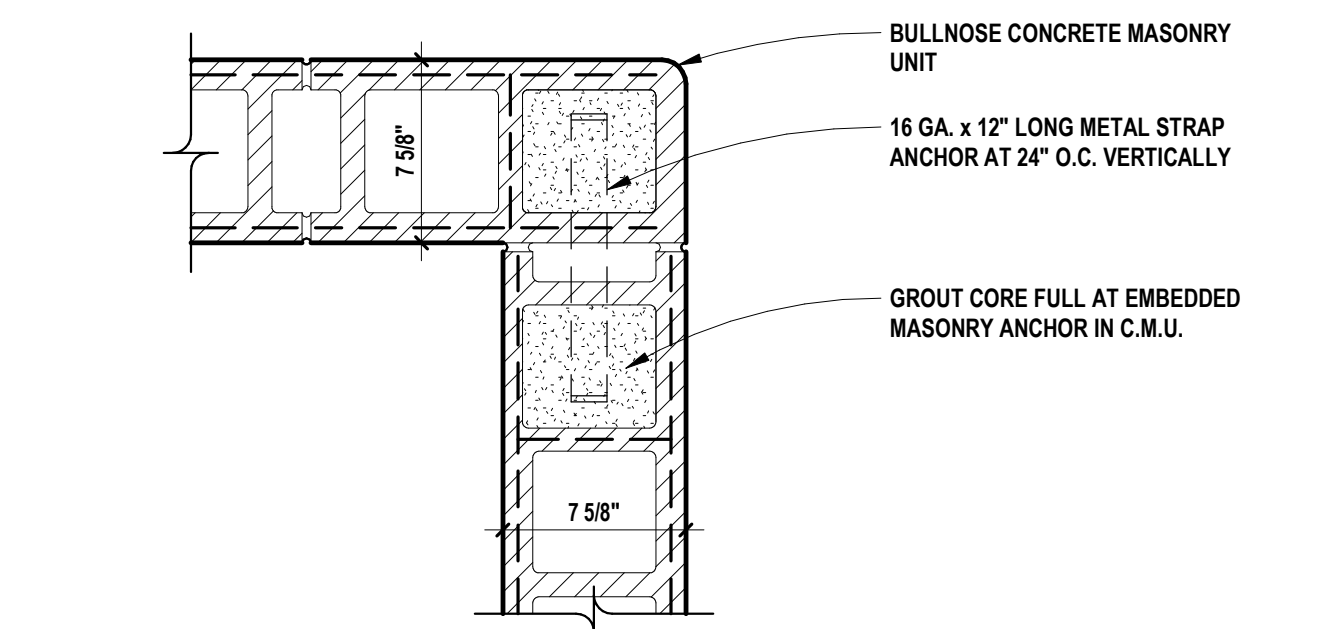
19 MASONRY WALL TERMINATION (NON-RATED WALL)  
SCALE: 1 1/2" = 1'-0"



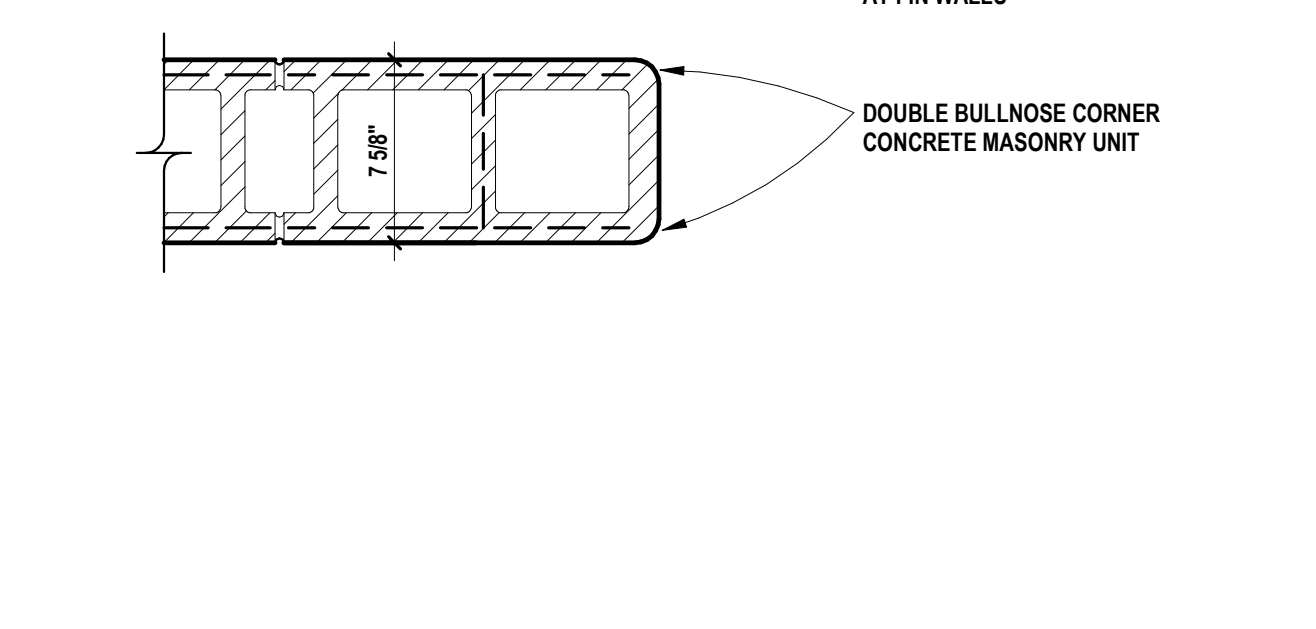
23 2 HOUR FIRE RATED CLOSURE  
SCALE: 1 1/2" = 1'-0"



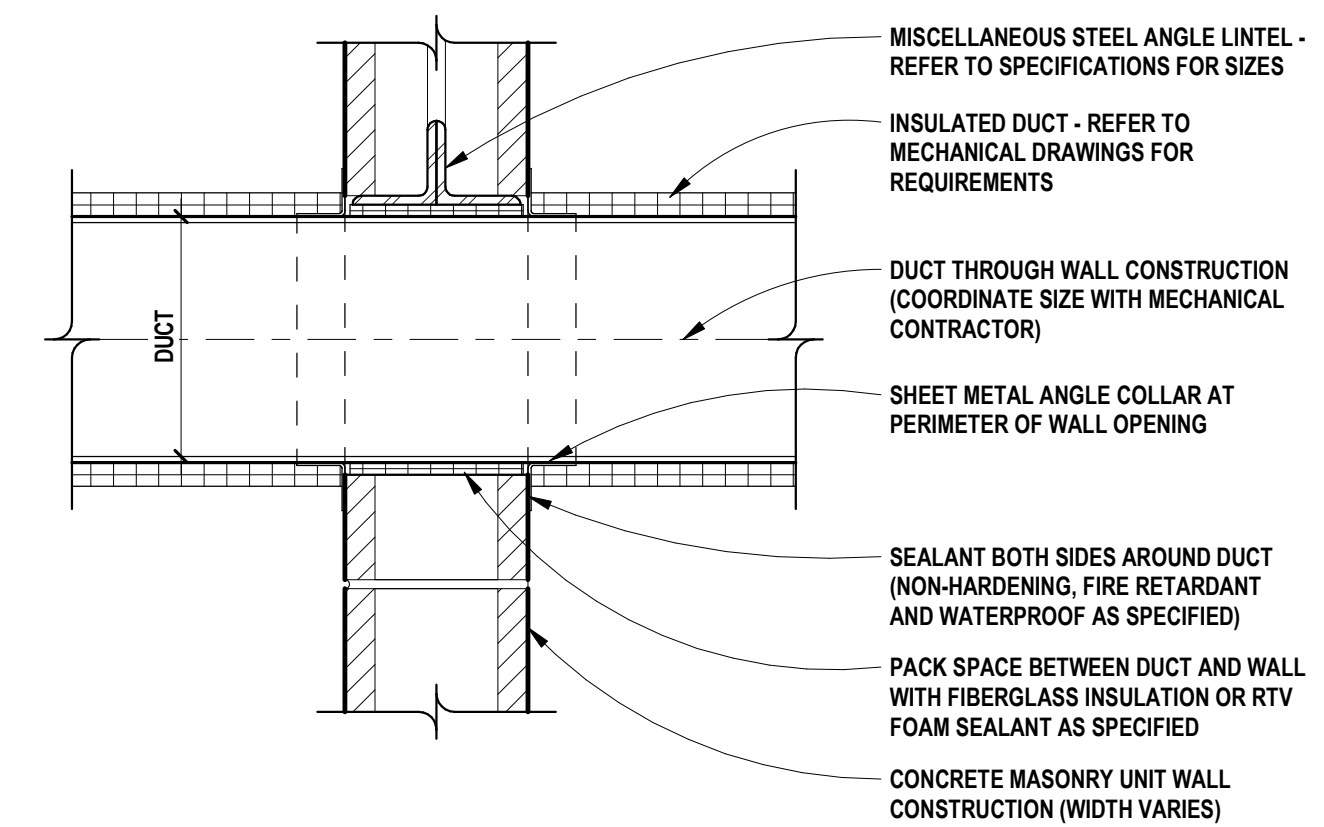
18 2 HOUR FIRE RATED CLOSURE  
SCALE: 1 1/2" = 1'-0"



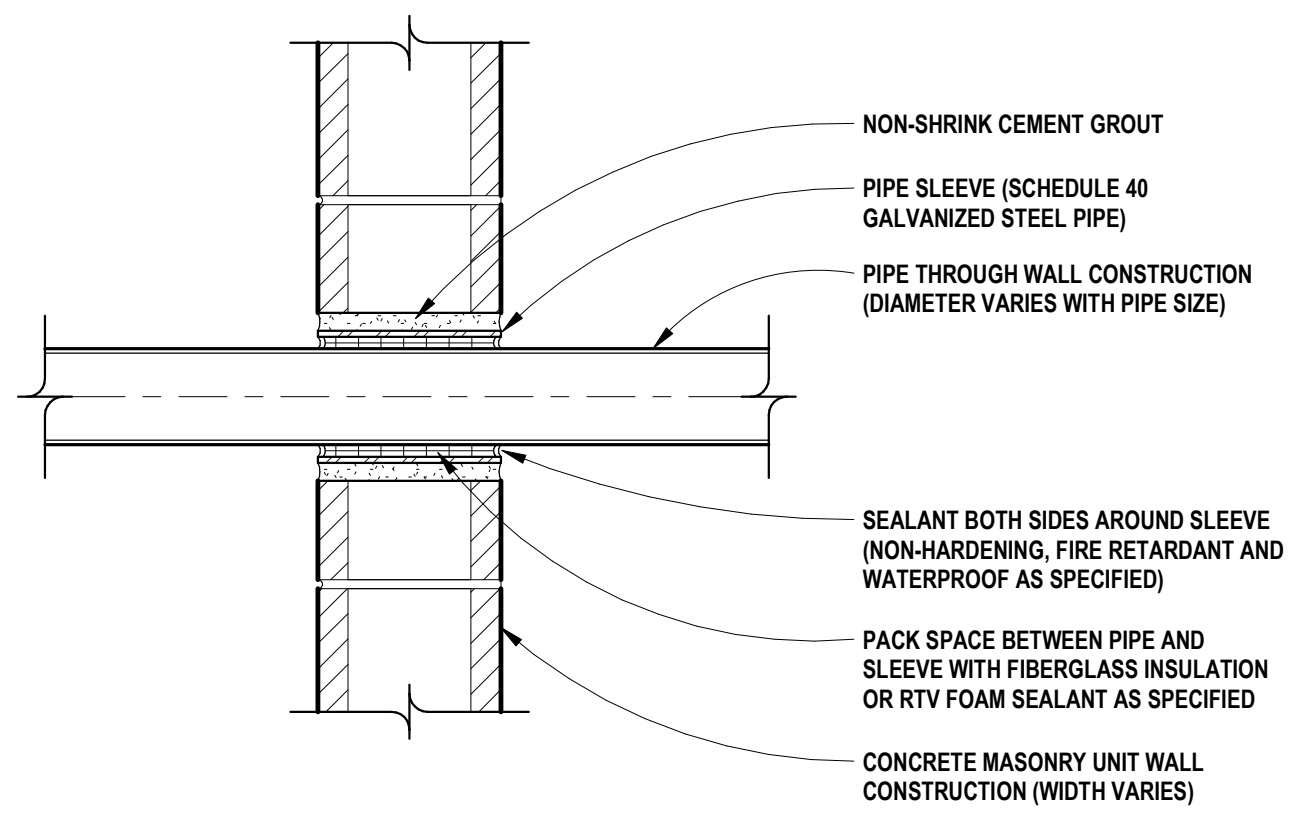
22 C.M.U. BULLNOSE CORNER  
SCALE: 1 1/2" = 1'-0"



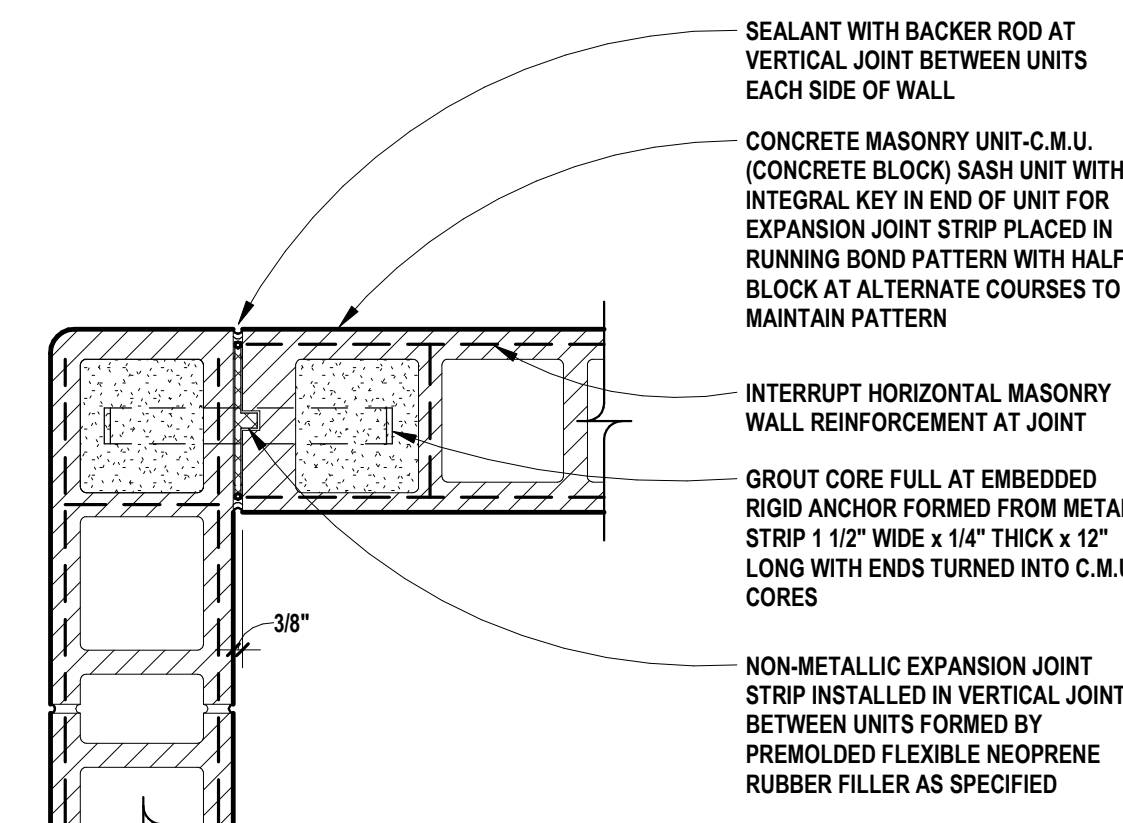
17 C.M.U. BULLNOSE CORNER  
SCALE: 1 1/2" = 1'-0"



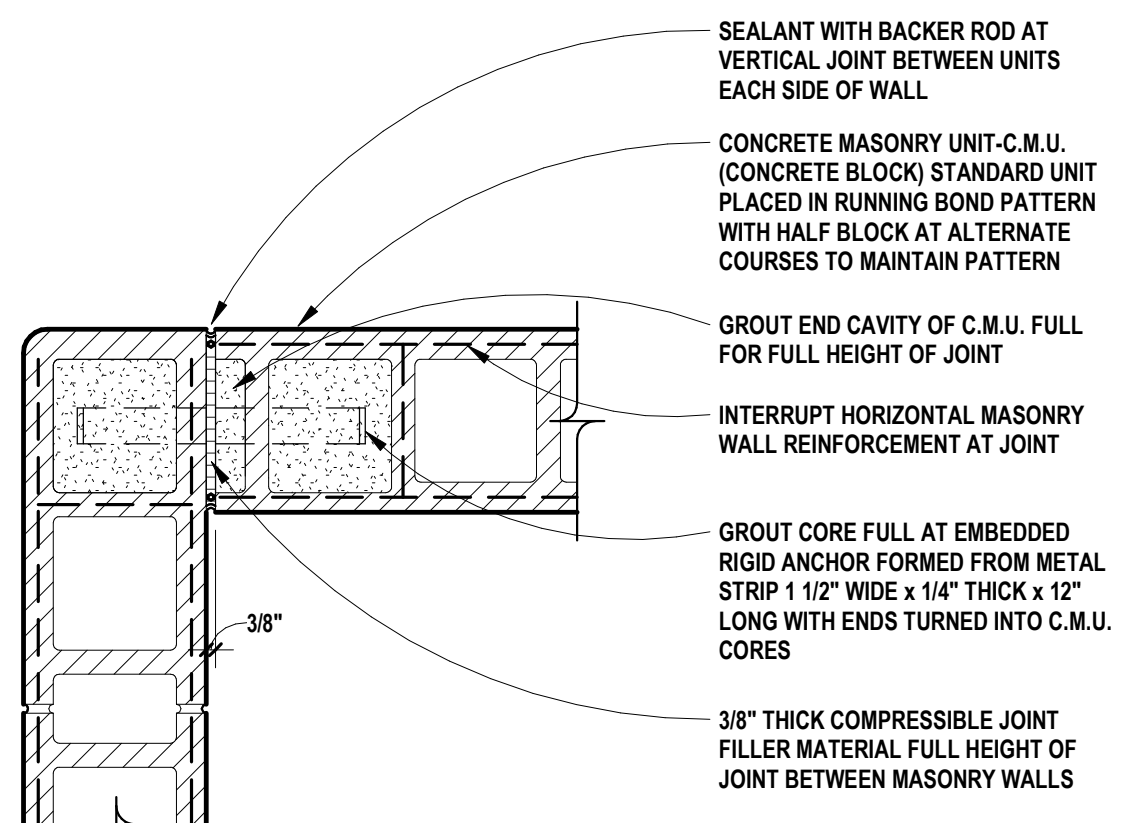
21 MASONRY DUCT PENETRATION - NONFIRE RATED  
SCALE: 1 1/2" = 1'-0"



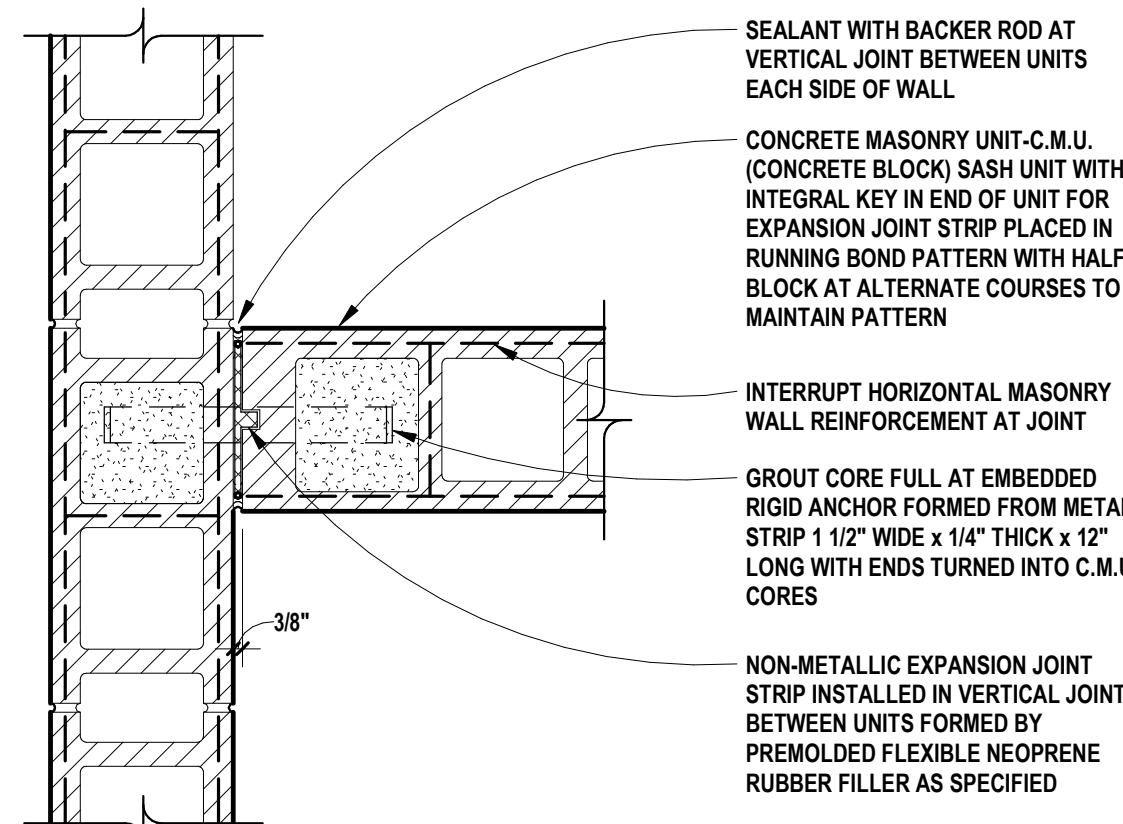
16 MASONRY PIPE PENETRATION  
SCALE: 1 1/2" = 1'-0"



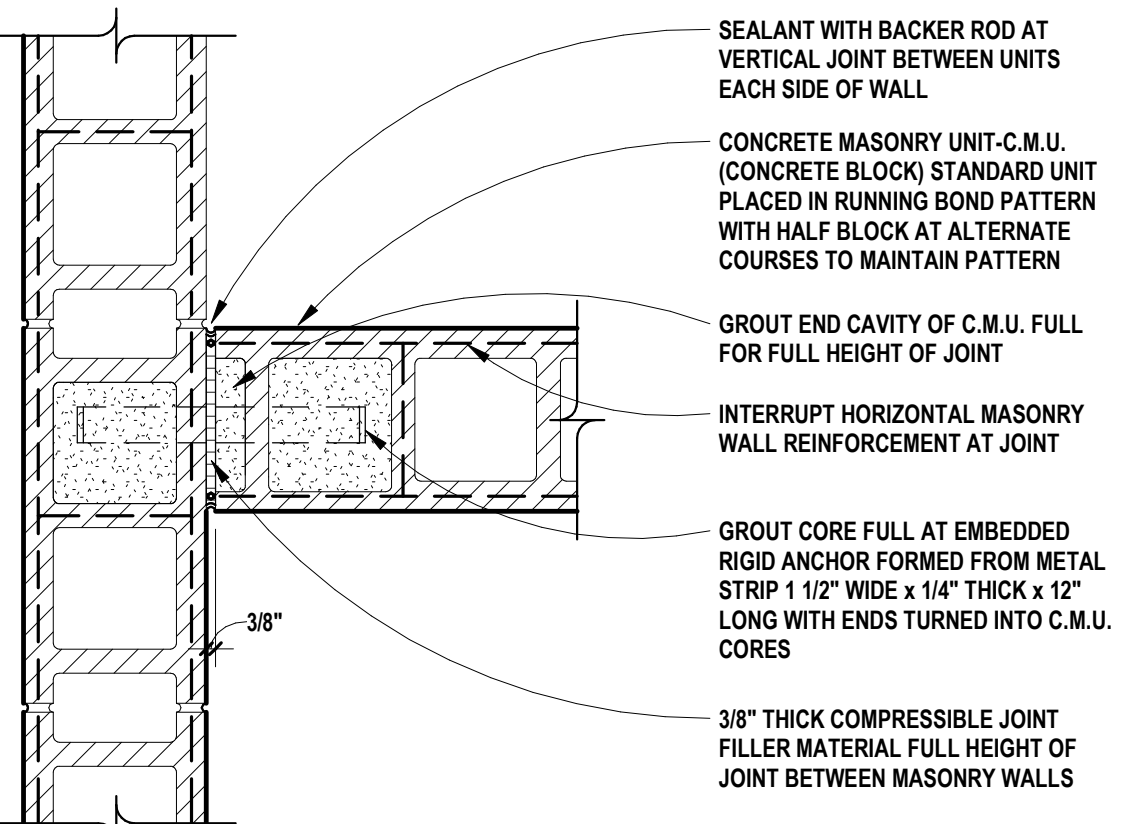
10 MASONRY CONTROL JOINT  
SCALE: 1 1/2" = 1'-0"



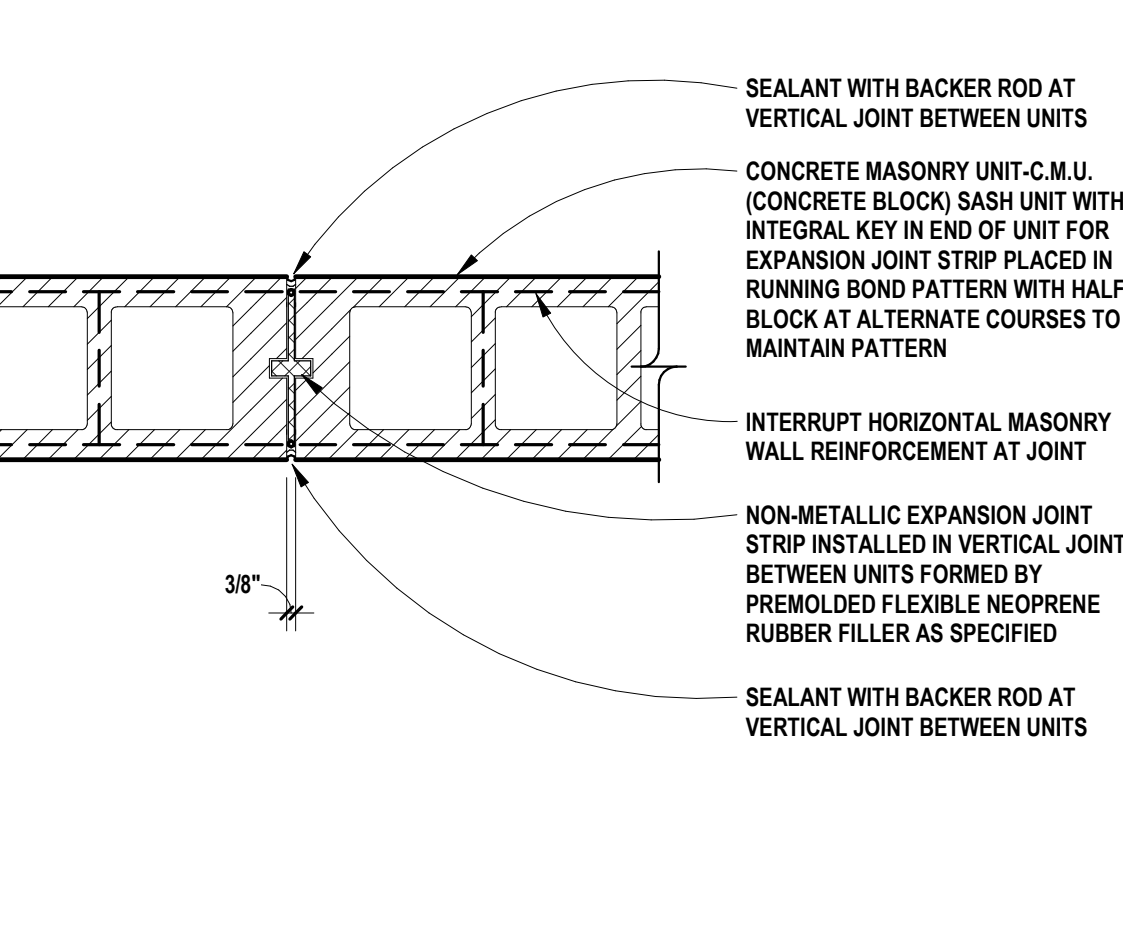
5 MASONRY CONTROL JOINT  
SCALE: 1 1/2" = 1'-0"



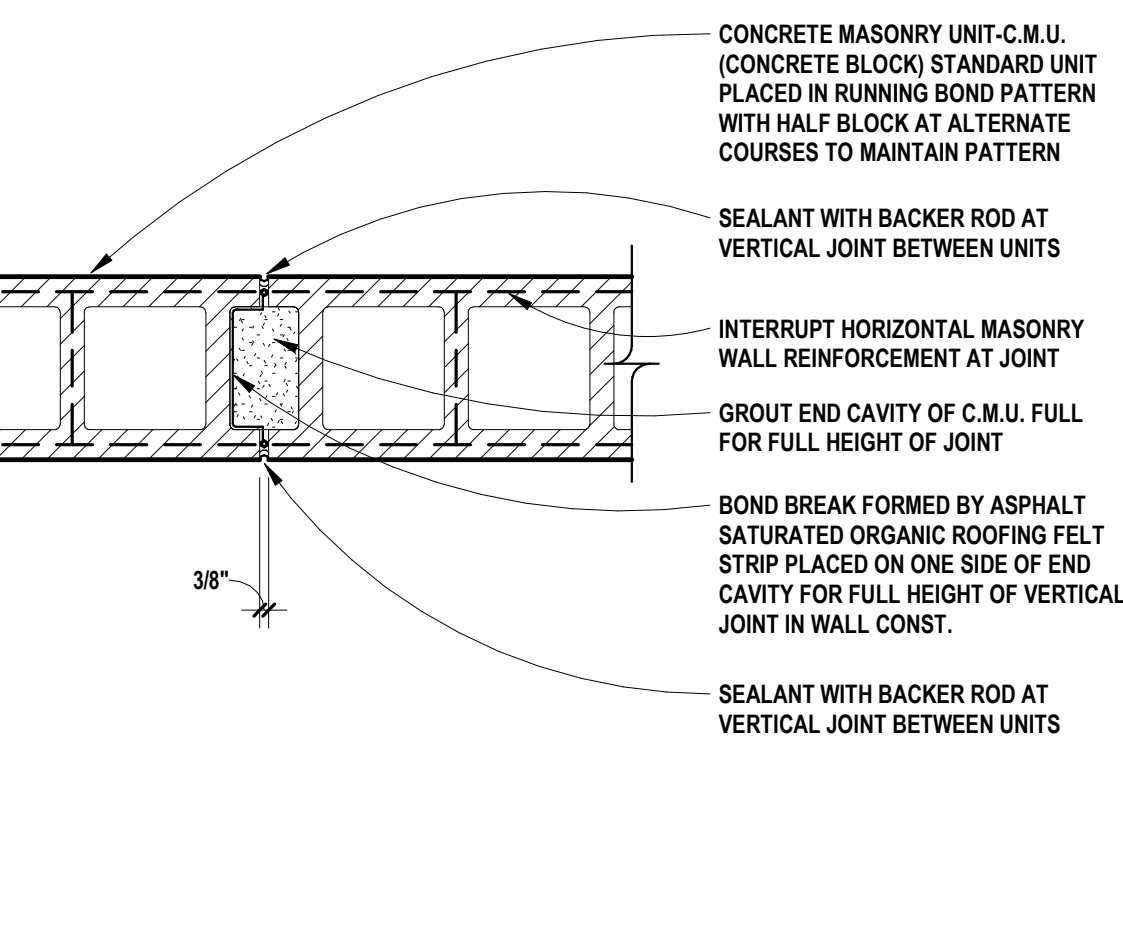
9 MASONRY CONTROL JOINT  
SCALE: 1 1/2" = 1'-0"



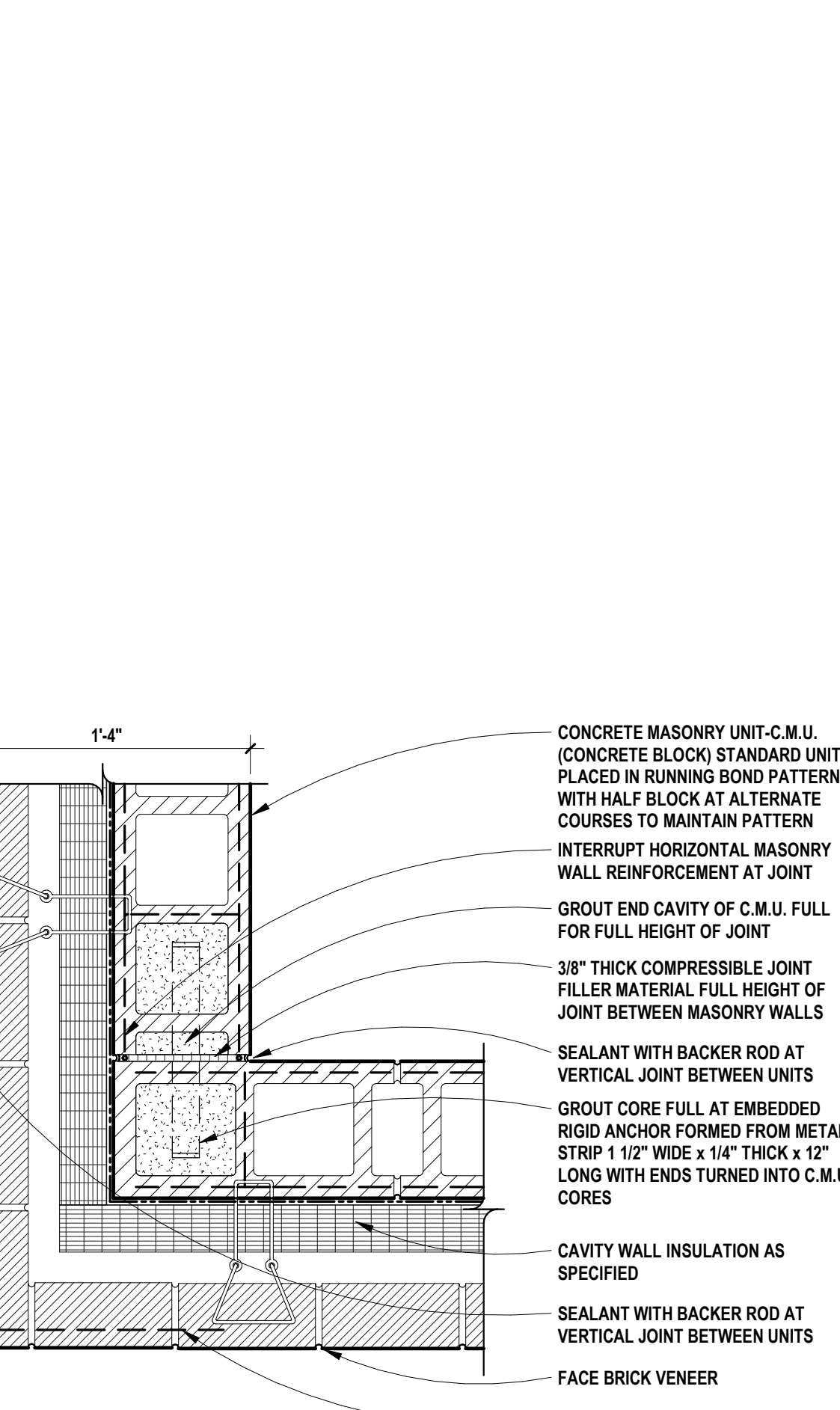
4 MASONRY CONTROL JOINT  
SCALE: 1 1/2" = 1'-0"



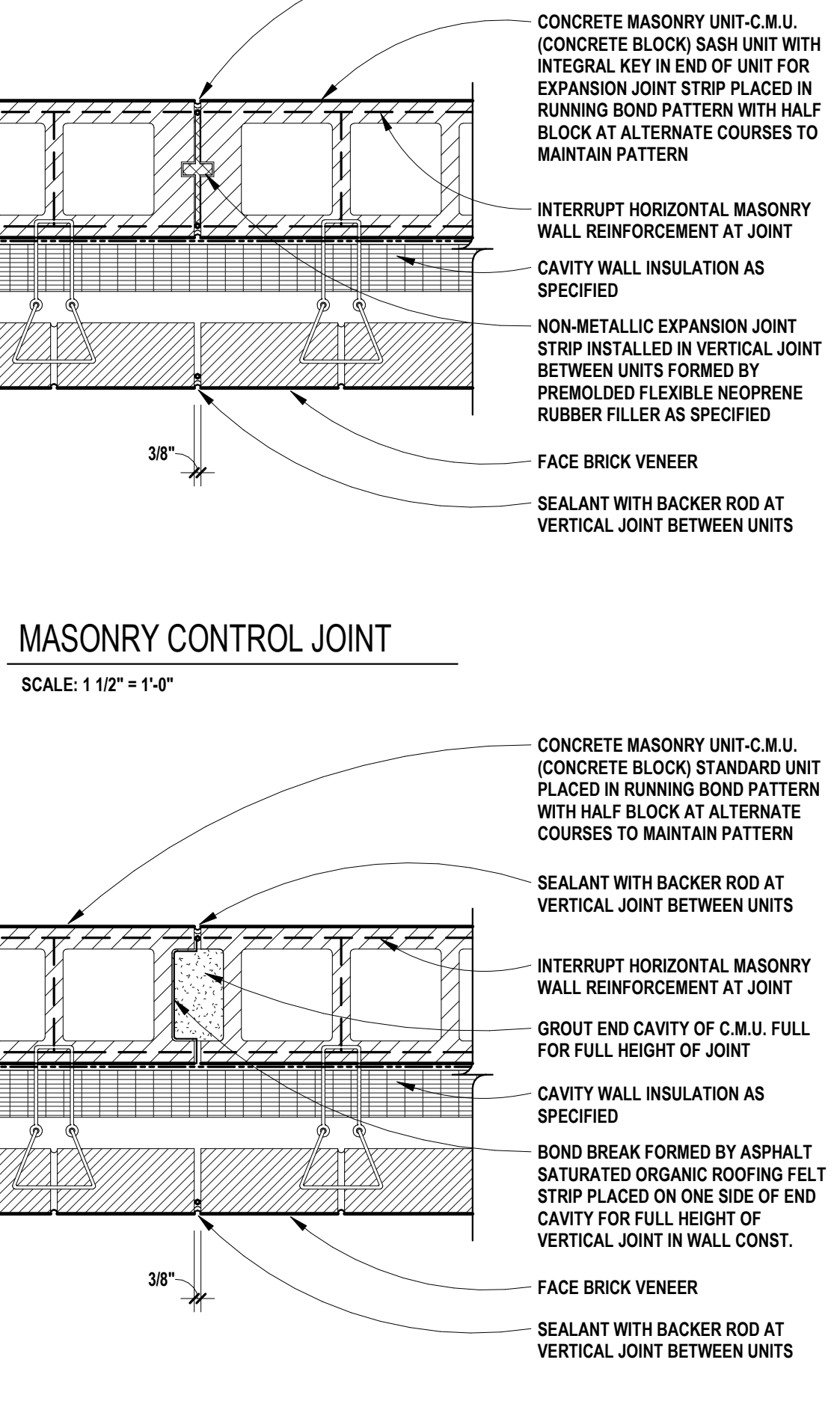
8 MASONRY CONTROL JOINT  
SCALE: 1 1/2" = 1'-0"



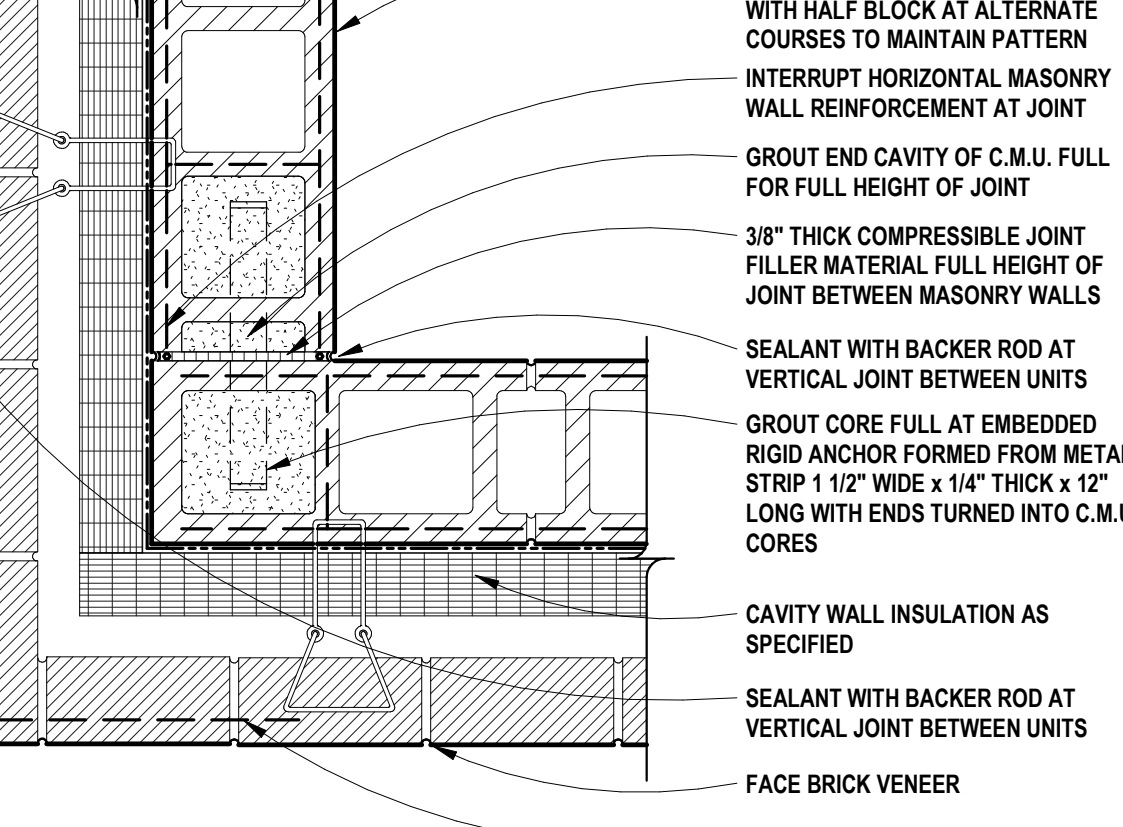
3 MASONRY CONTROL JOINT  
SCALE: 1 1/2" = 1'-0"



6 MASONRY CONTROL JOINT  
SCALE: 1 1/2" = 1'-0"



2 MASONRY CONTROL JOINT  
SCALE: 1 1/2" = 1'-0"



1 MASONRY CONTROL JOINT  
SCALE: 1 1/2" = 1'-0"



REGISTRATION SEAL

CONSULTANT

PROJECT TITLE  
**New High Point School**  
**Washtenaw Intermediate School District**  
1735 South Wagner Road  
Ann Arbor, Michigan

DRAWING TITLE  
**Interior Details**

ISSUE DATES

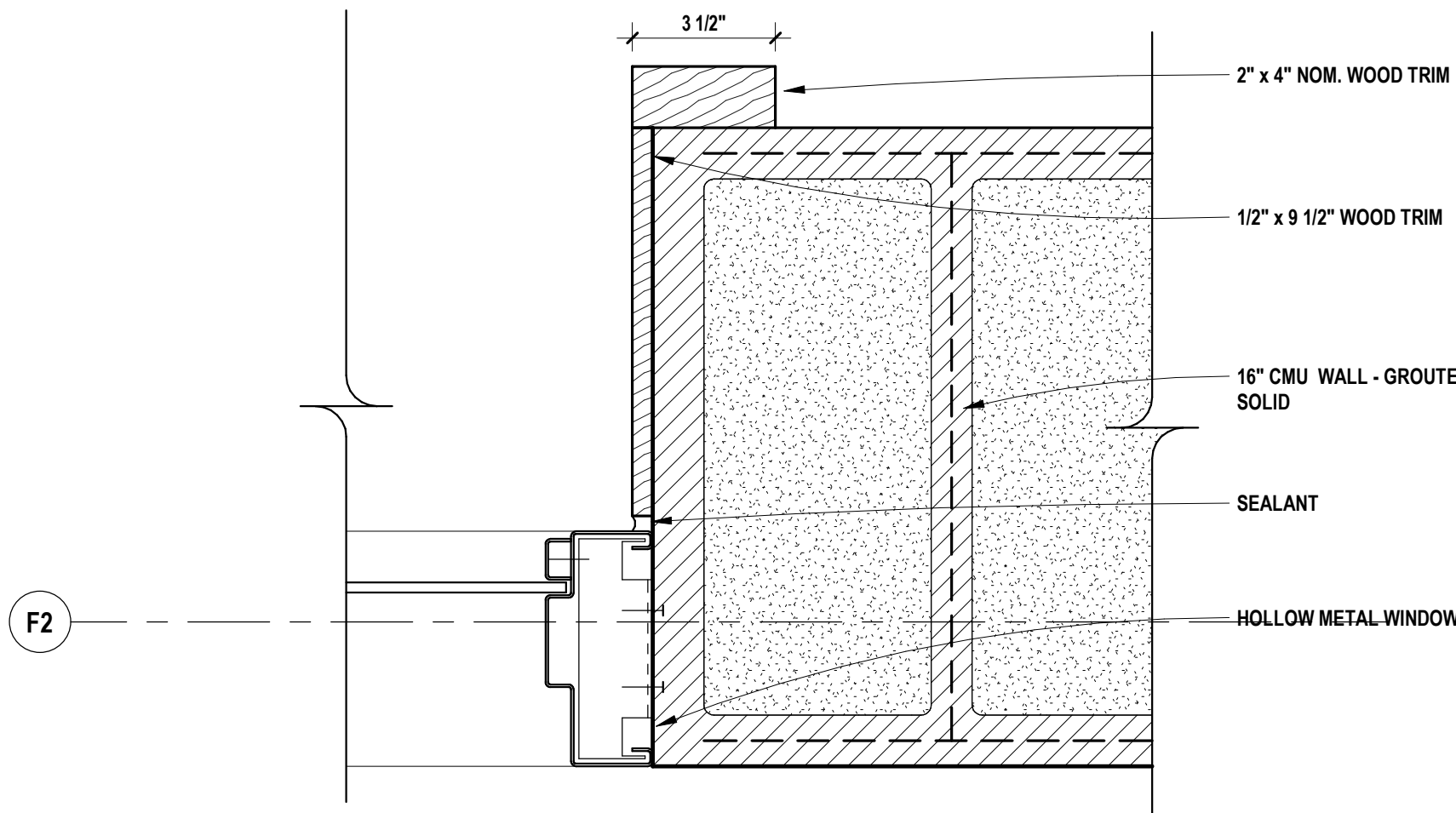
05/27/2020	FOR CONSTRUCTION-BID PACK 3
05/01/2020	95% REVIEW
DATE:	ISSUED FOR:
DRAWN	Author
CHECKED	Checker
APPROVED	Approver

PROJECT NO.

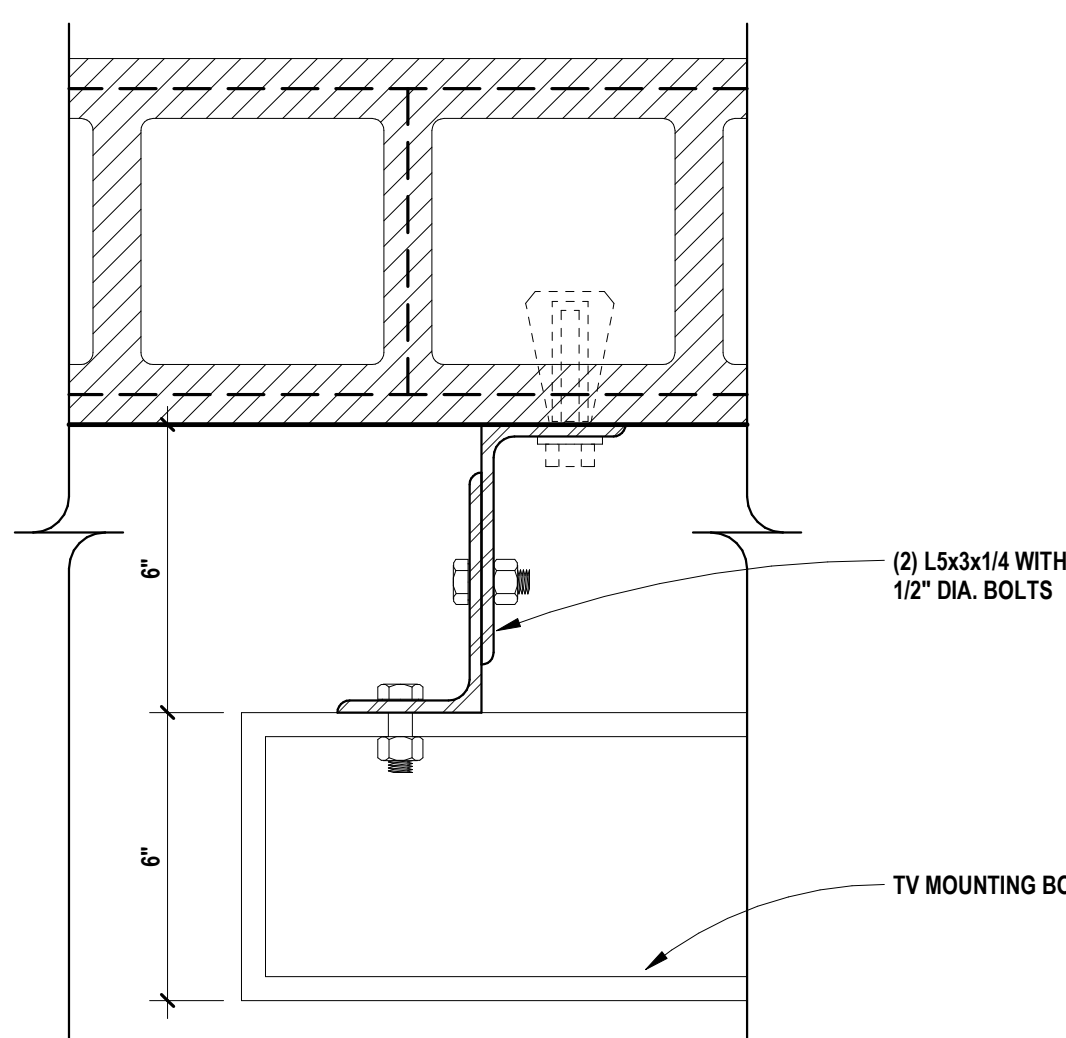
**19040**

DRAWING NO.

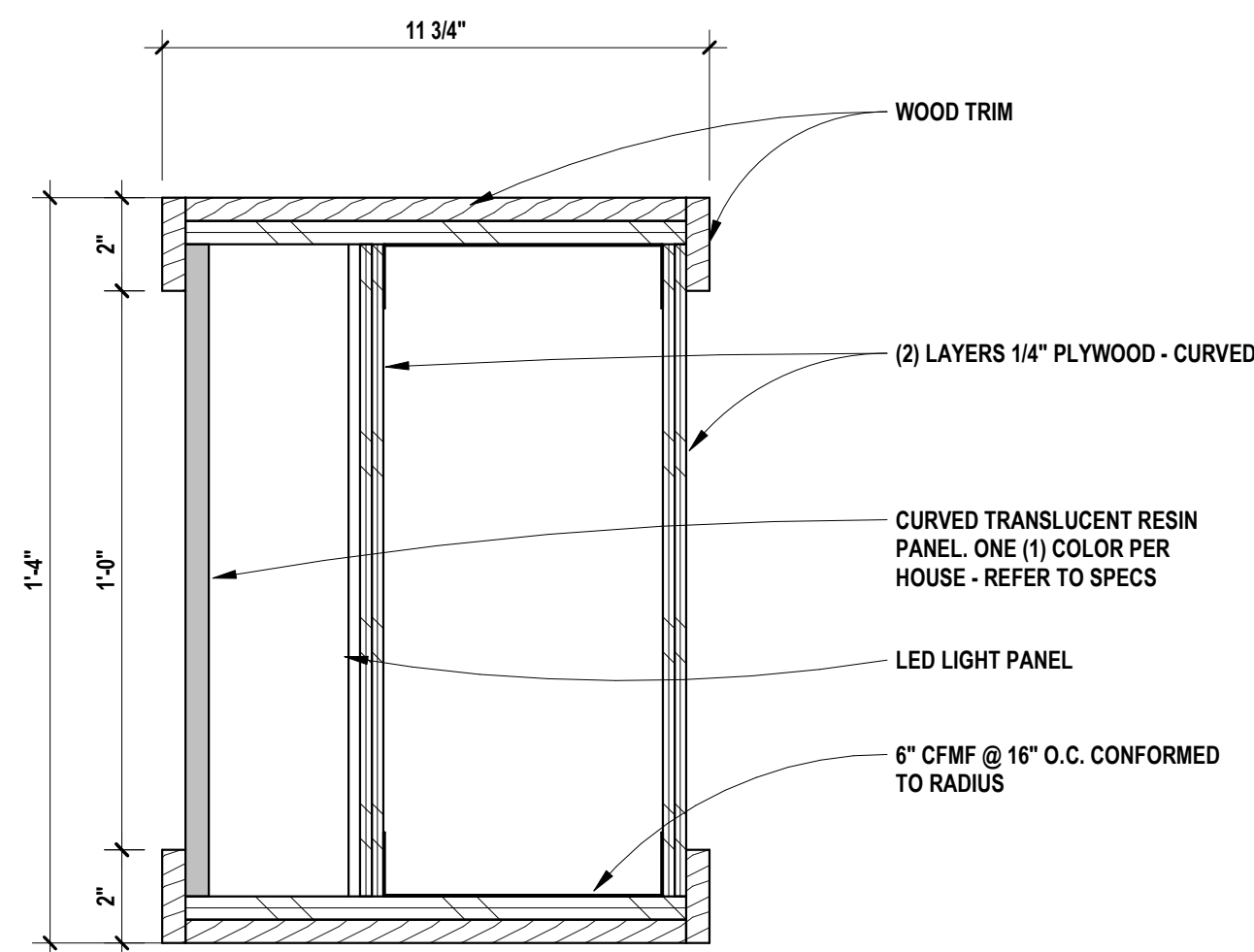
**A8.10-BP3**



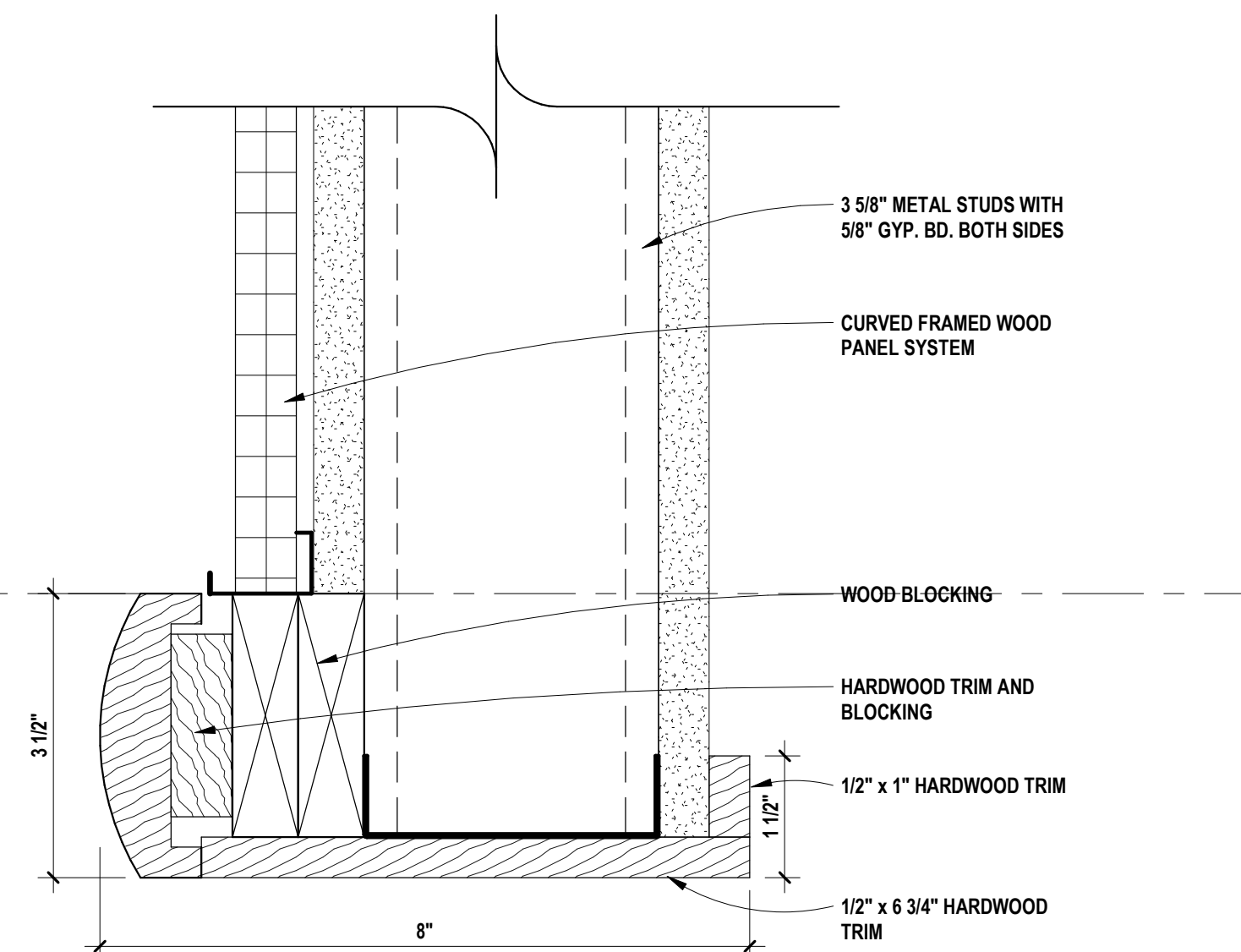
11 ROUND WINDOW JAMB  
A7.3-BP3 SCALE: 3" = 1'-0"



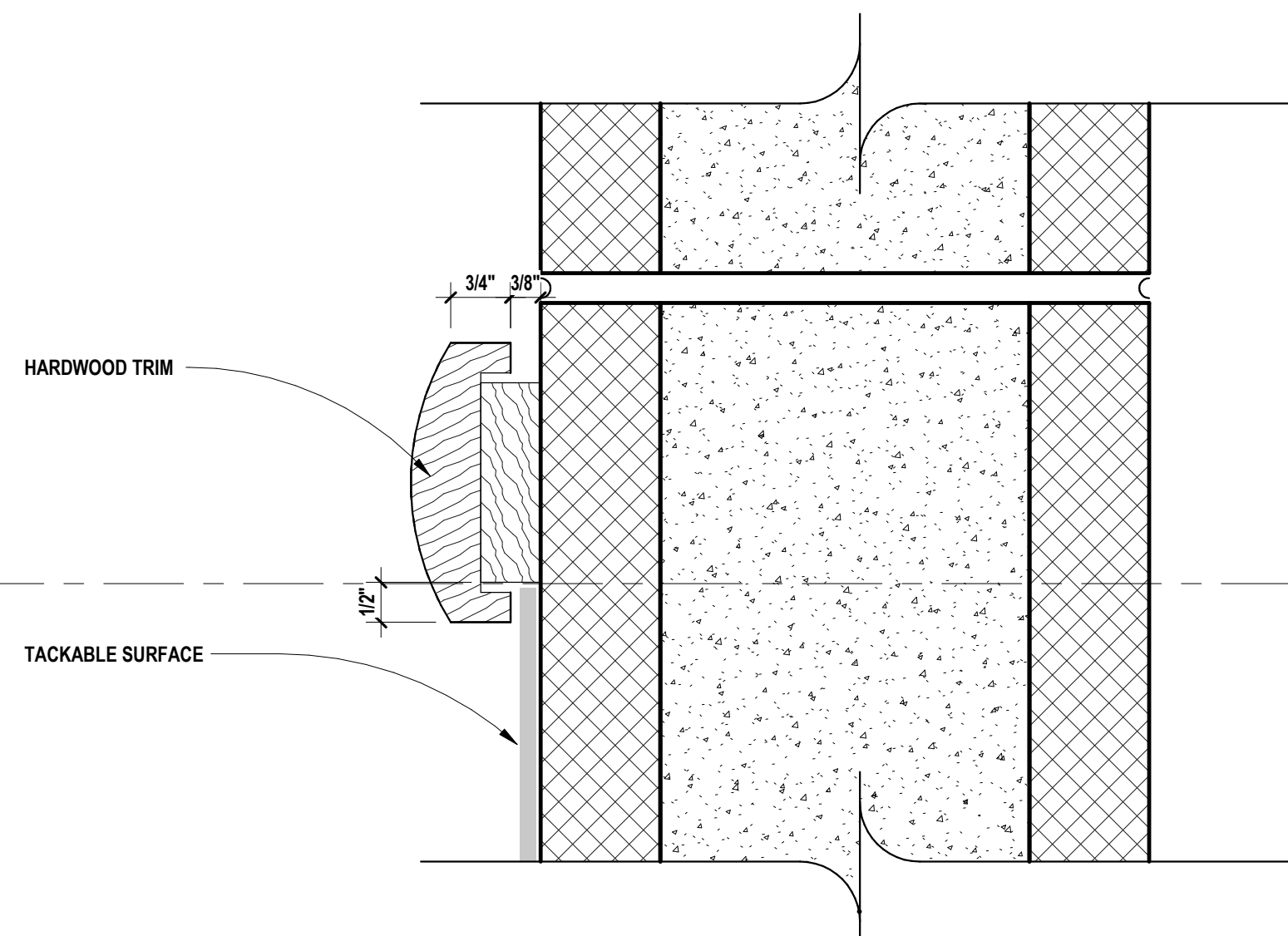
9 TV MOUNTING BRACKET  
SCALE: 3" = 1'-0"



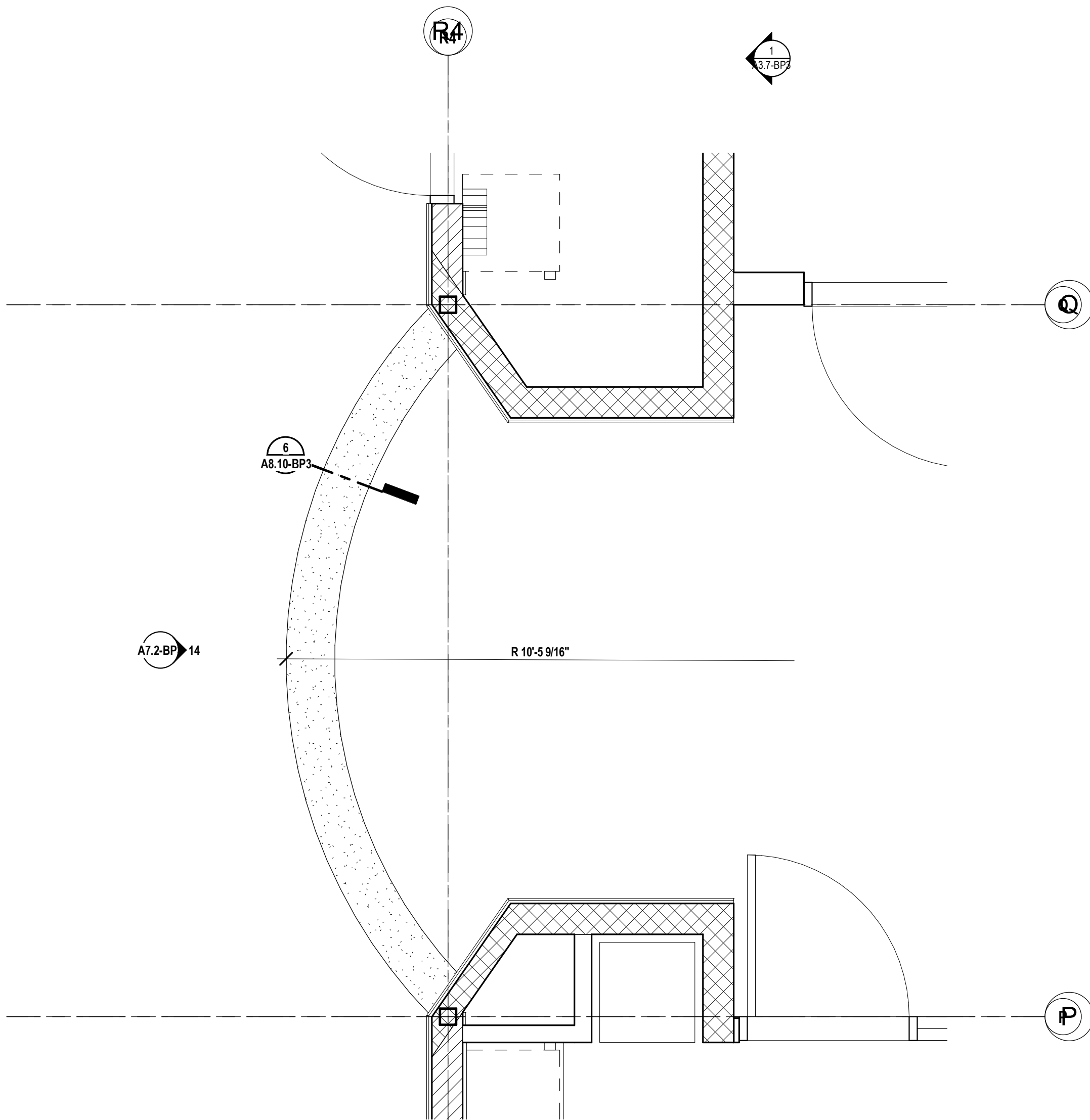
6 HOUSE ENTRY CANOPY  
A8.10-BP3 SCALE: 3" = 1'-0"



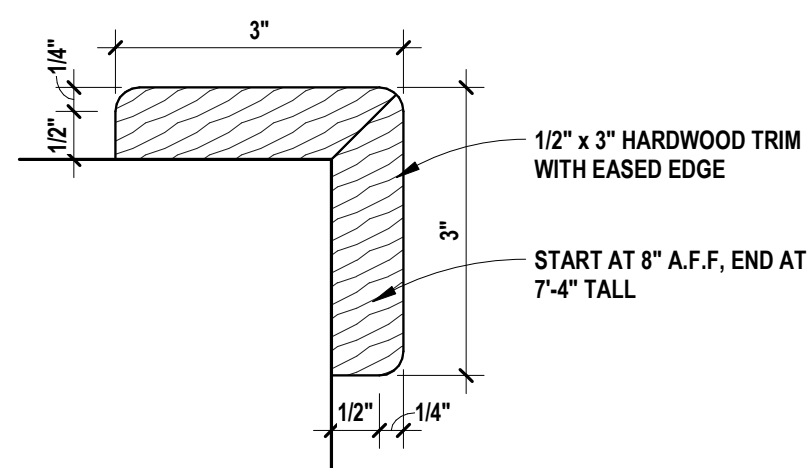
10 STAGE CEILING TRIM  
A3.10-BP3 SCALE: 6" = 1'-0"



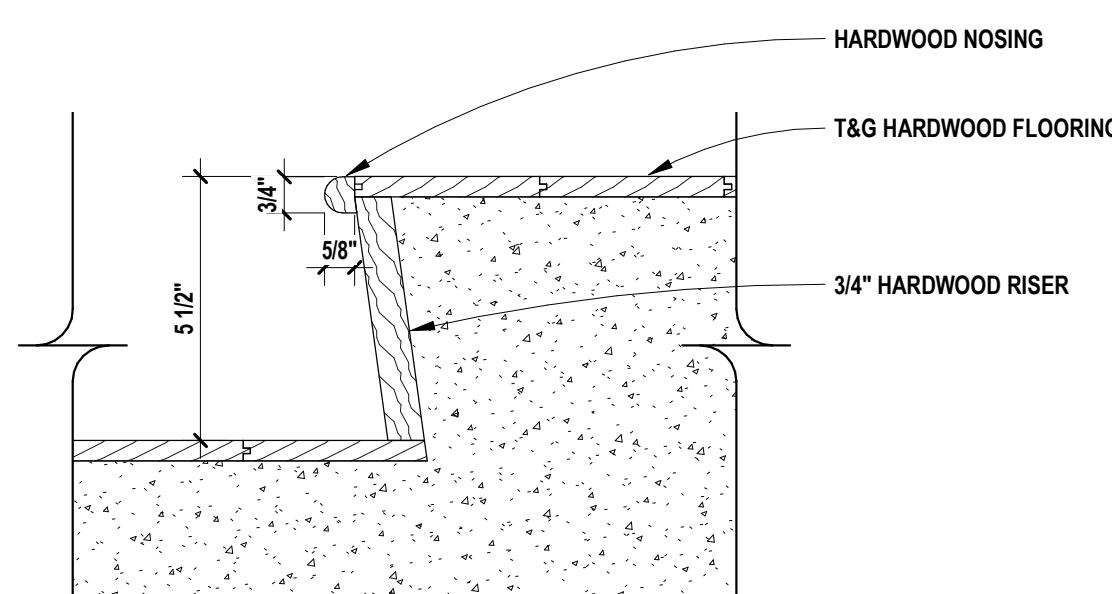
3 WOOD BULLNOSE\_EDGE TACKABLE FABRIC  
SCALE: 6" = 1'-0"



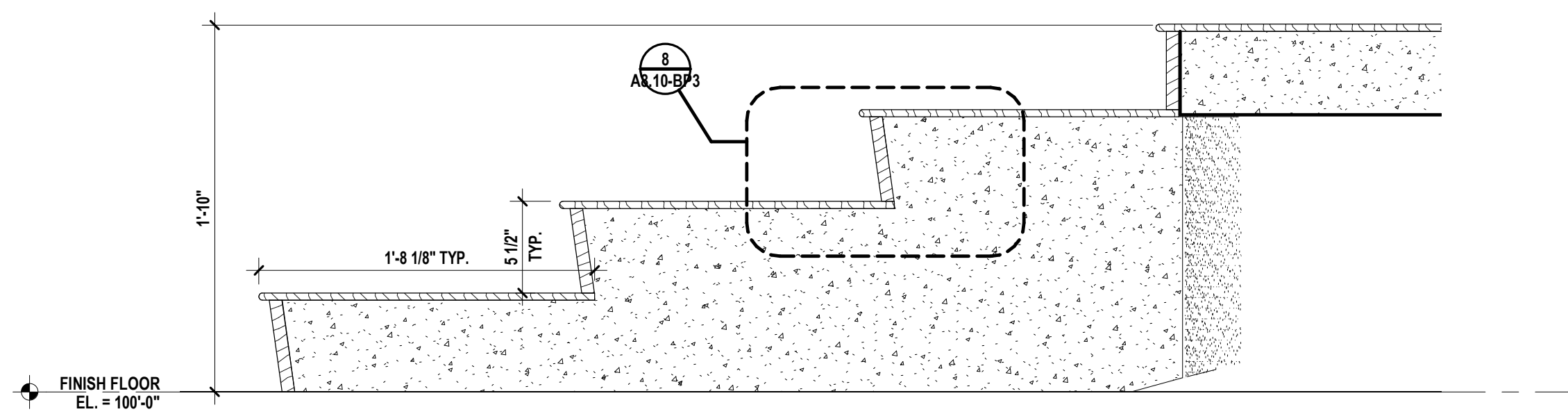
5 ENLARGED PLAN \_ HOUSE ENTRY CANOPY  
SCALE: 1/2" = 1'-0"



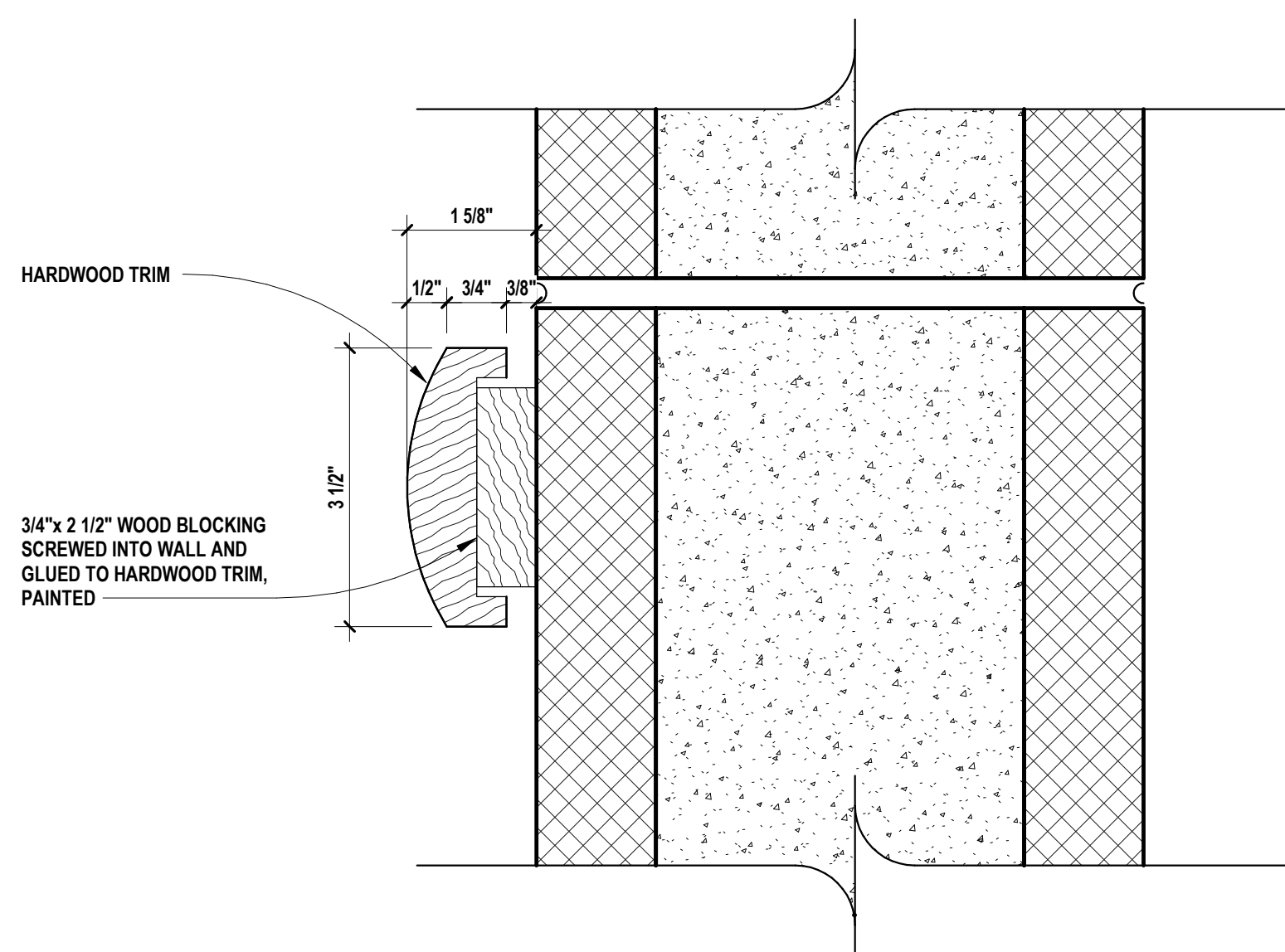
4 CORNER GUARD  
SCALE: 6" = 1'-0"



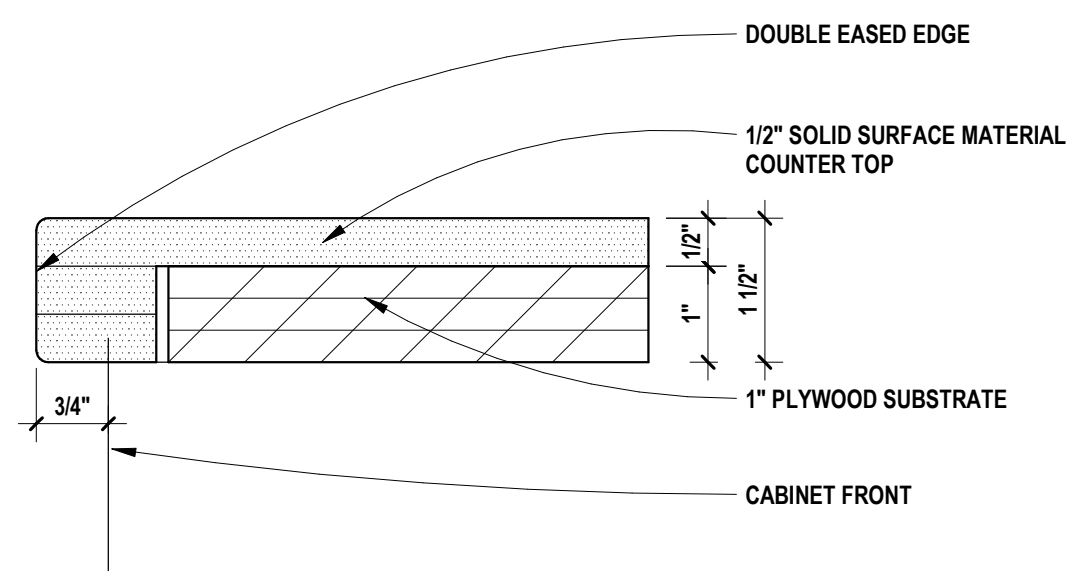
8 ENLARGED STAGE STEPS  
A8.10-BP3 SCALE: 3" = 1'-0"



7 STAGE STEPS  
SCALE: 1 1/2" = 1'-0"

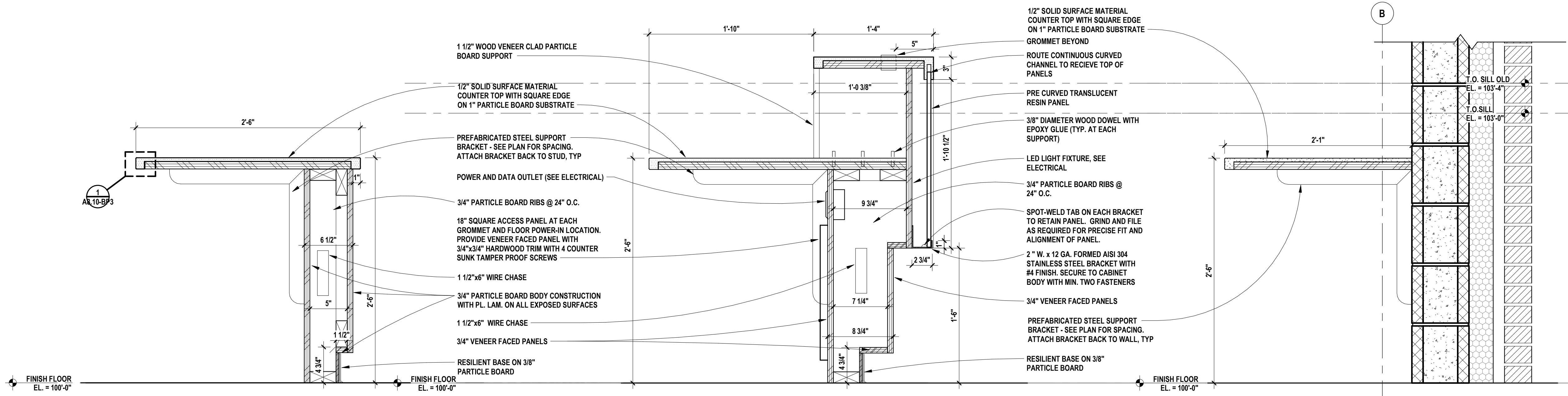


2 WOOD BULLNOSE  
SCALE: 6" = 1'-0"



1 SOLID SURFACE COUNTERTOP DETAIL  
A8.11-BP3 SCALE: 6" = 1'-0"

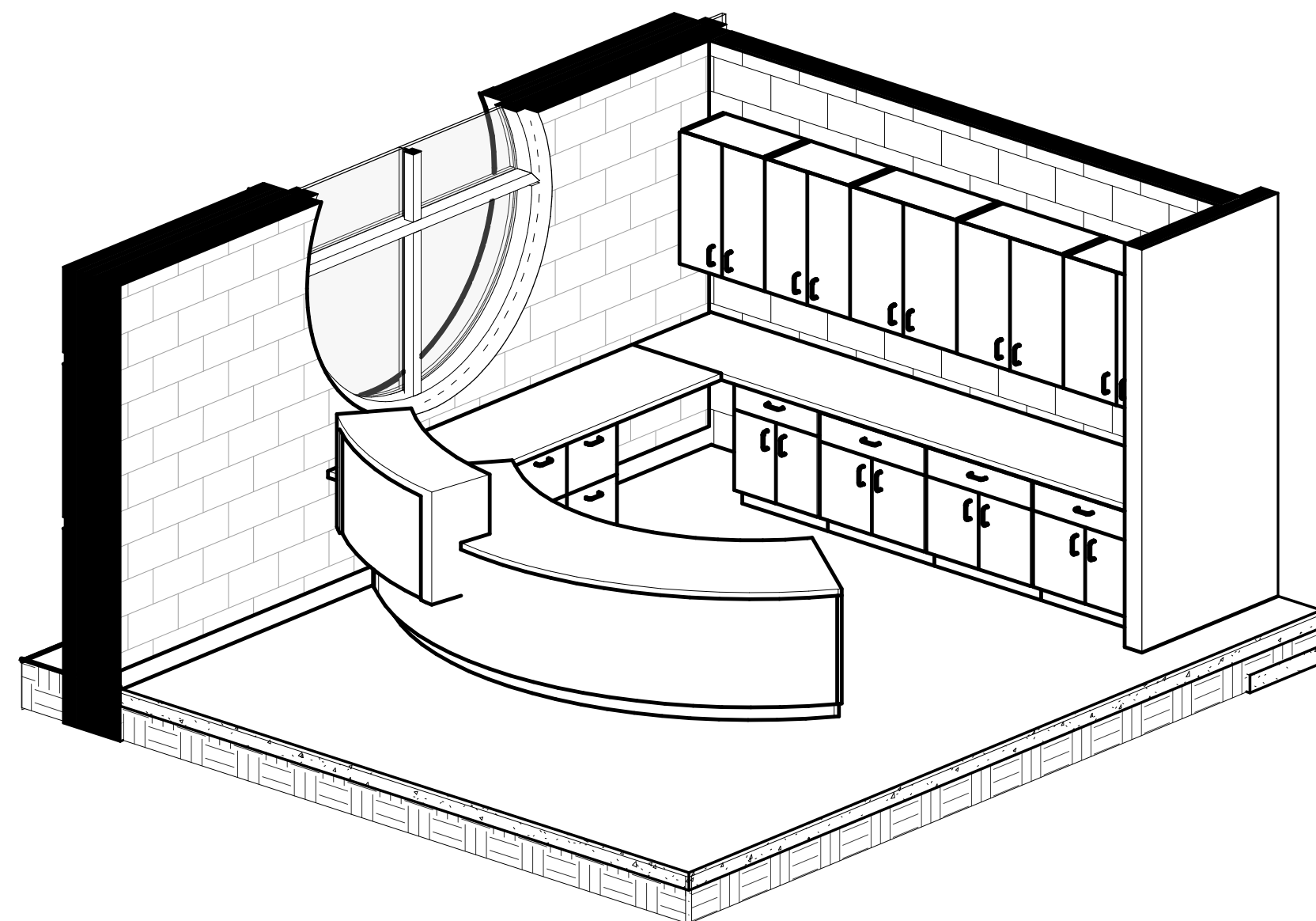
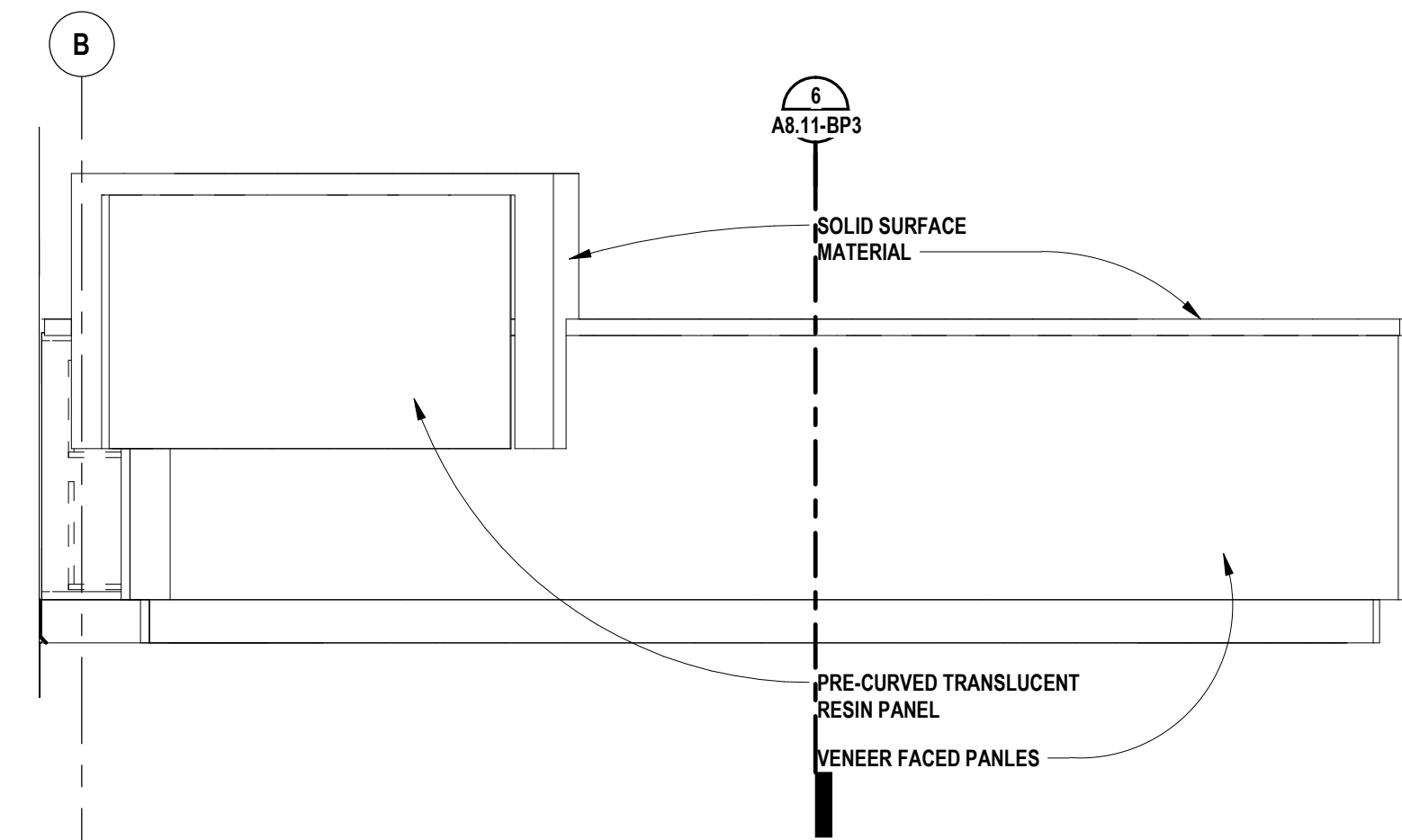
T.O. MASON  
EL. = 112'-0"



6 SECTION DETAIL - RECEPTION COUNTER  
SCALE: 1 1/2" = 1'-0"

8 SECTION DETAIL - RECEPTION COUNTER  
SCALE: 1 1/2" = 1'-0"

3 SECTION DETAIL - RECEPTION COUNTER  
SCALE: 1 1/2" = 1'-0"

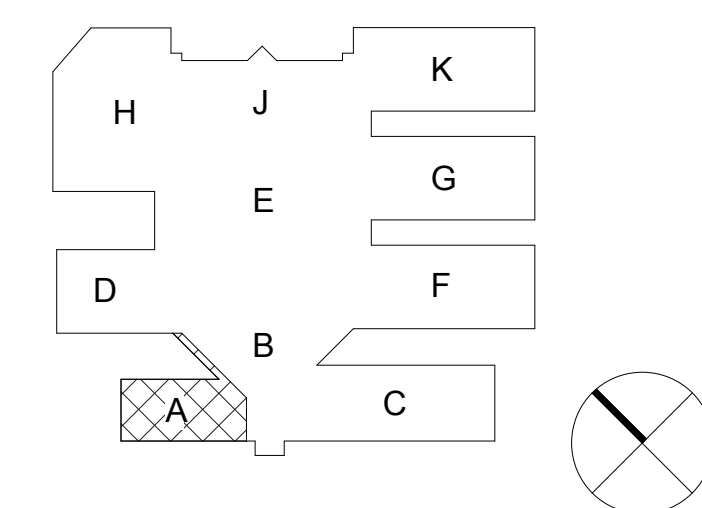


- CASEWORK NOTES**
- ALL PREFABRICATED CABINETS INDICATED ARE BASED ON TMI STORAGE SYSTEMS CORPORATION PRODUCTS. REFER TO TMI CATALOG FOR TYPICAL NUMBERING FORMAT.
  - ALL TMI CABINETS ARE DESIGNATED USING THE TYPICAL TMI ELEVEN (11) DIGIT NOTATION SYSTEM. THE FIRST FIVE DIGITS ARE THE MODEL NUMBER FOLLOWED BY THREE SETS OF TWO DIGIT NUMBERS FOR THE WIDTH, HEIGHT AND DEPTH.
  - WIDTH, HEIGHT AND DEPTH OF PREFABRICATED CABINETS IS INDICATED IN INCHES UNLESS NOTED OTHERWISE. MODEL DIMENSIONS ARE NOMINAL UNLESS SPECIFICALLY NOTED. "00000-00-00-00-00" INDICATES MODIFIED CASEWORK.
  - ALL EXPOSED SURFACES OF CASEWORK TO BE FINISHED, TYPICAL.
  - PROVIDE FINISHED END PANELS ON ALL EXPOSED CASEWORK ENDS.
  - PROVIDE RESTRAINING CHAINS ON ALL END BASE AND WALL CABINET DOORS WHICH OPEN AGAINST PERPENDICULAR WALLS.
  - WHERE CASEWORK IS HELD AWAY FROM WALLS, TO FLUSH-OUT WITH ADJACENT CABINETS, SCRIBE END/FILLER PANELS TO WALLS.
  - PROVIDE FILLER PANELS WHERE SHOWN AND/OR OTHERWISE REQUIRED FOR A COMPLETE INSTALLATION.
  - PROVIDE LOCKS AT ALL CABINET DOORS AND DRAWERS (U.O.N.).
  - MODIFY SINK BASE CABINETS AS REQUIRED TO ACCOMMODATE OVERSIZED SINKS (SEE MECHANICAL FOR OVERSIZED SINK LOCATIONS).
  - WHERE B.F. 34" HIGH BASE CABINETS ARE INDICATED, MODIFY CABINET CONSTRUCTION BY REDUCING THE HEIGHT OF ALL COMPARTMENTS EQUALLY (INDICATE ON SHOP DWGS.).
  - PROVIDE GROMMETS AT ALL COUNTERS WITH KNEESPACES, WHERE POWER/DATA OUTLETS ARE LOCATED BELOW (REFER TO ELECTRICAL DRAWINGS FOR LOCATIONS). PROVIDE (1) ONE GROMMET PER KNEESPACE (U.O.N.). FINAL LOCATION(S) WILL BE MARKED-UP ON THE SHOP DRAWING SUBMITTAL.
  - PROVIDE MOISTURE RESISTANT PARTICLE BOARD AT SINK BASE, COUNTERTOP, AND SPLASH WITHIN 18" OF SINK.

CONSULTANT

PROJECT TITLE  
**New High Point School**  
**Washtenaw Intermediate School District**  
1735 South Wagner Road  
Ann Arbor, Michigan

DRAWING TITLE  
**Millwork Details**



ISSUE DATES

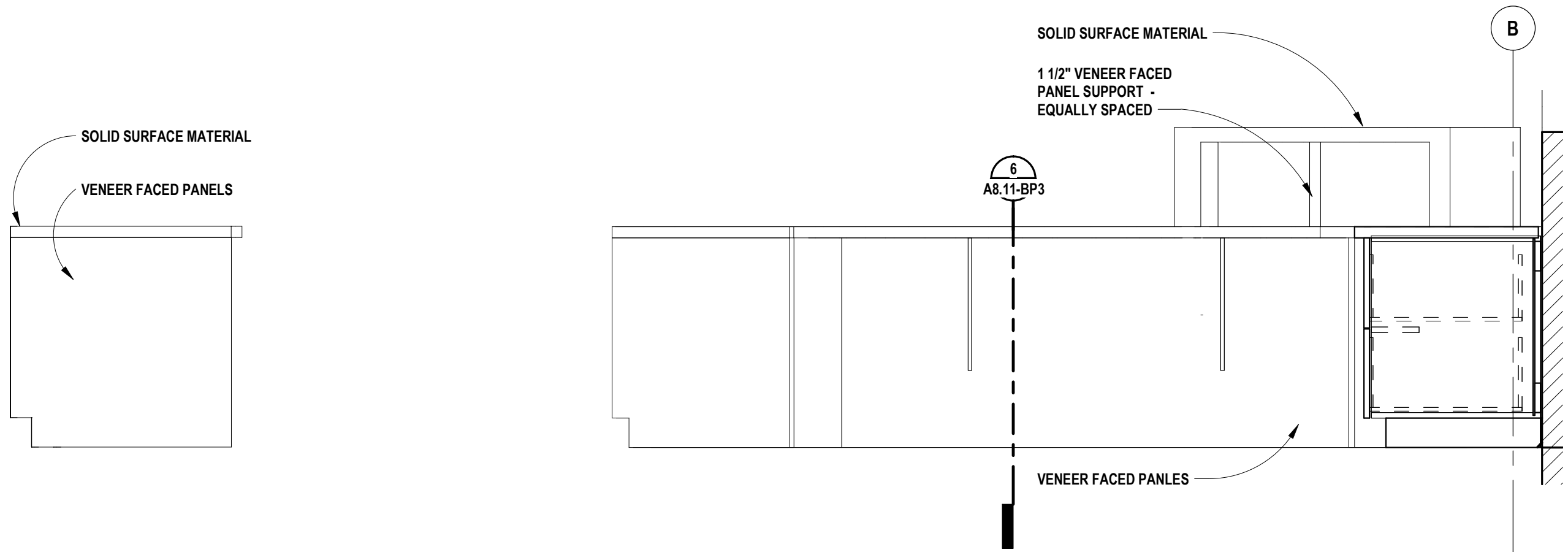
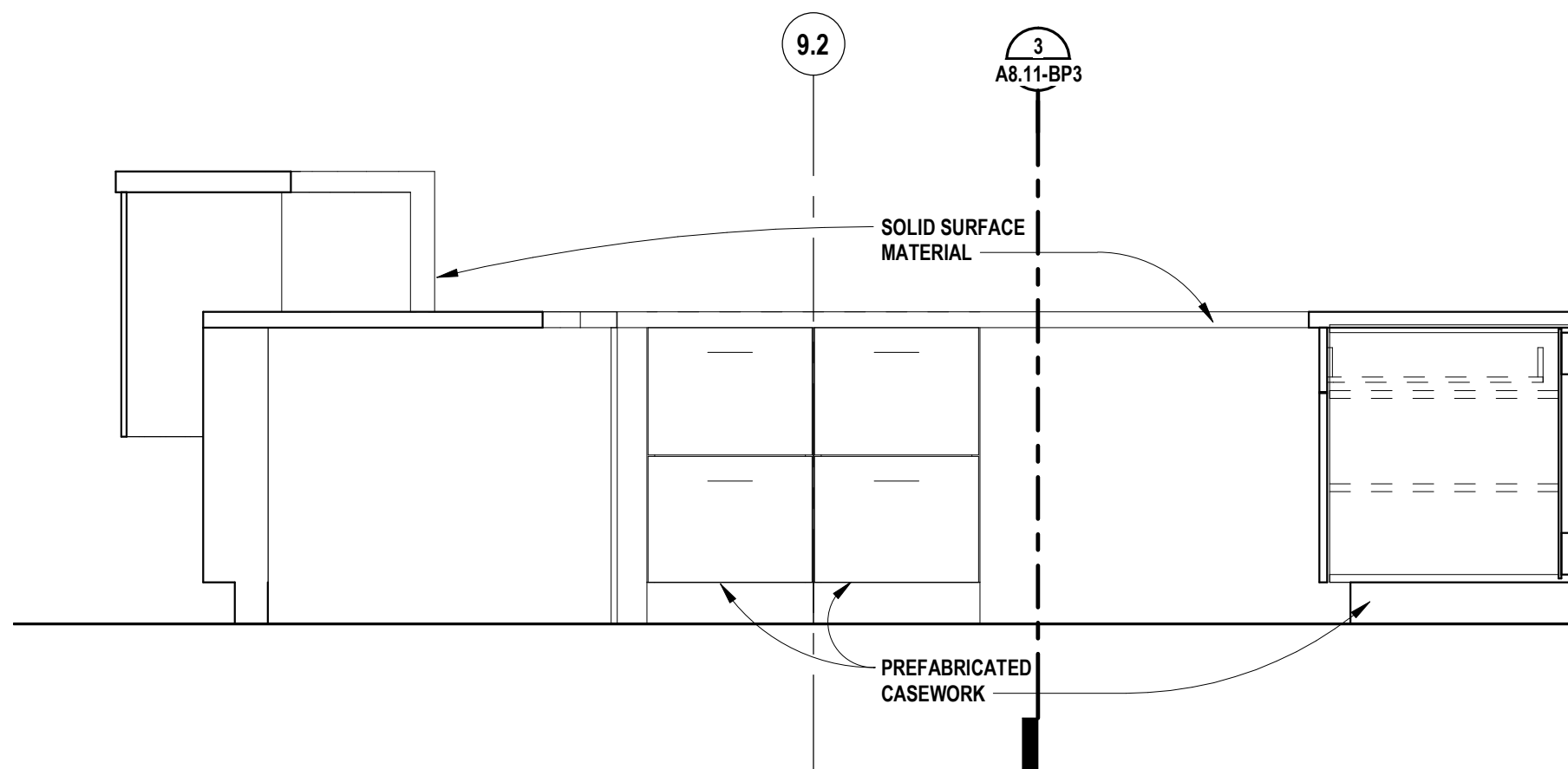
05/27/2020 FOR CONSTRUCTION-BID PACK 3  
05/01/2020 95% REVIEW  
DATE: ISSUED FOR:  
DRAWN: Author  
CHECKED: Checker  
APPROVED: Approver

PROJECT NO.

**19040**

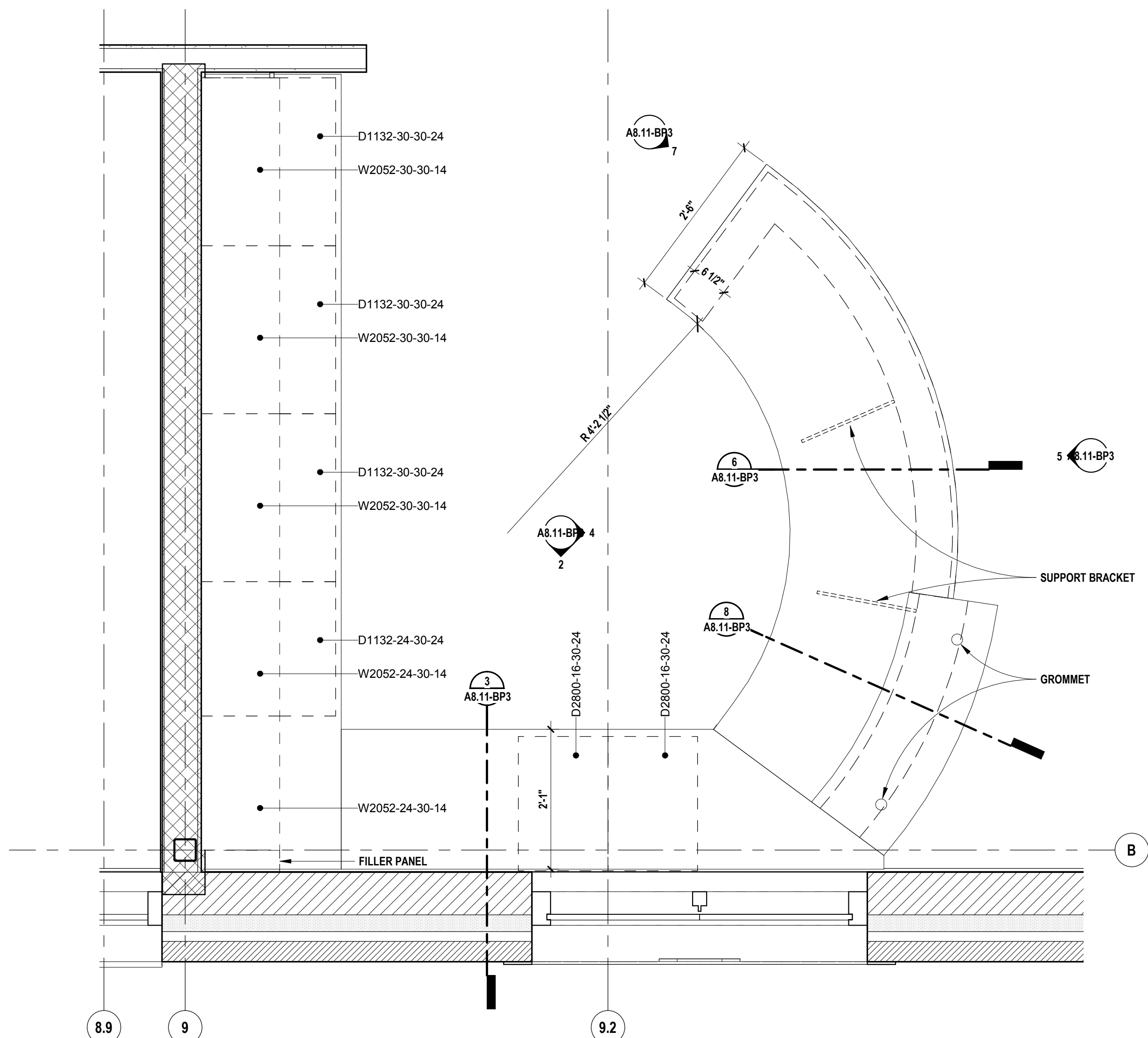
DRAWING NO.

**A8.11-BP3**

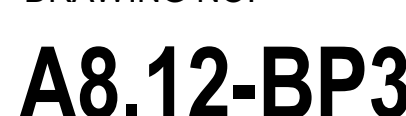
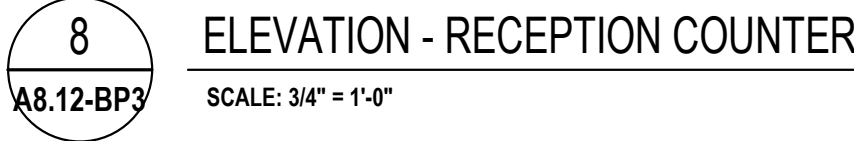


7 ELEVATION - RECEPTION COUNTER  
SCALE: 3/4" = 1'-0"

4 ELEVATION - RECEPTION COUNTER  
SCALE: 3/4" = 1'-0"









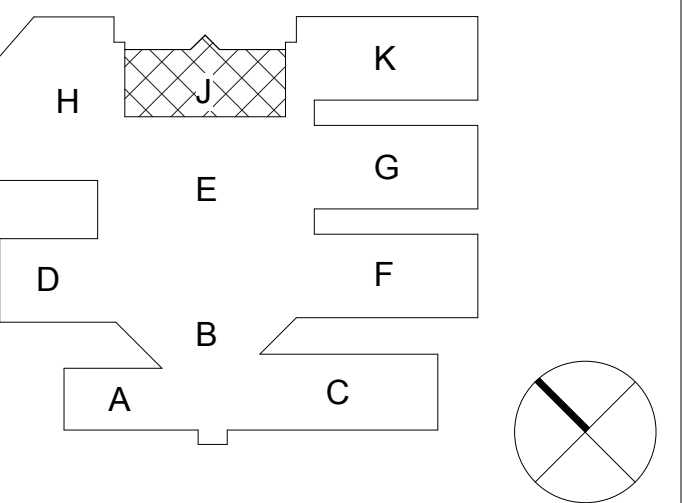
CONSULTANT

# New High Point School

Washtenaw  
Intermediate  
School District

1735 South Wagner Road  
Ann Arbor, Michigan

## Millwork Details



05/27/2020	FOR CONSTRUCTION-BID PACK 3
05/01/2020	95% REVIEW

DRAWN Author

DRAWN Author

CHECKED                      Checker

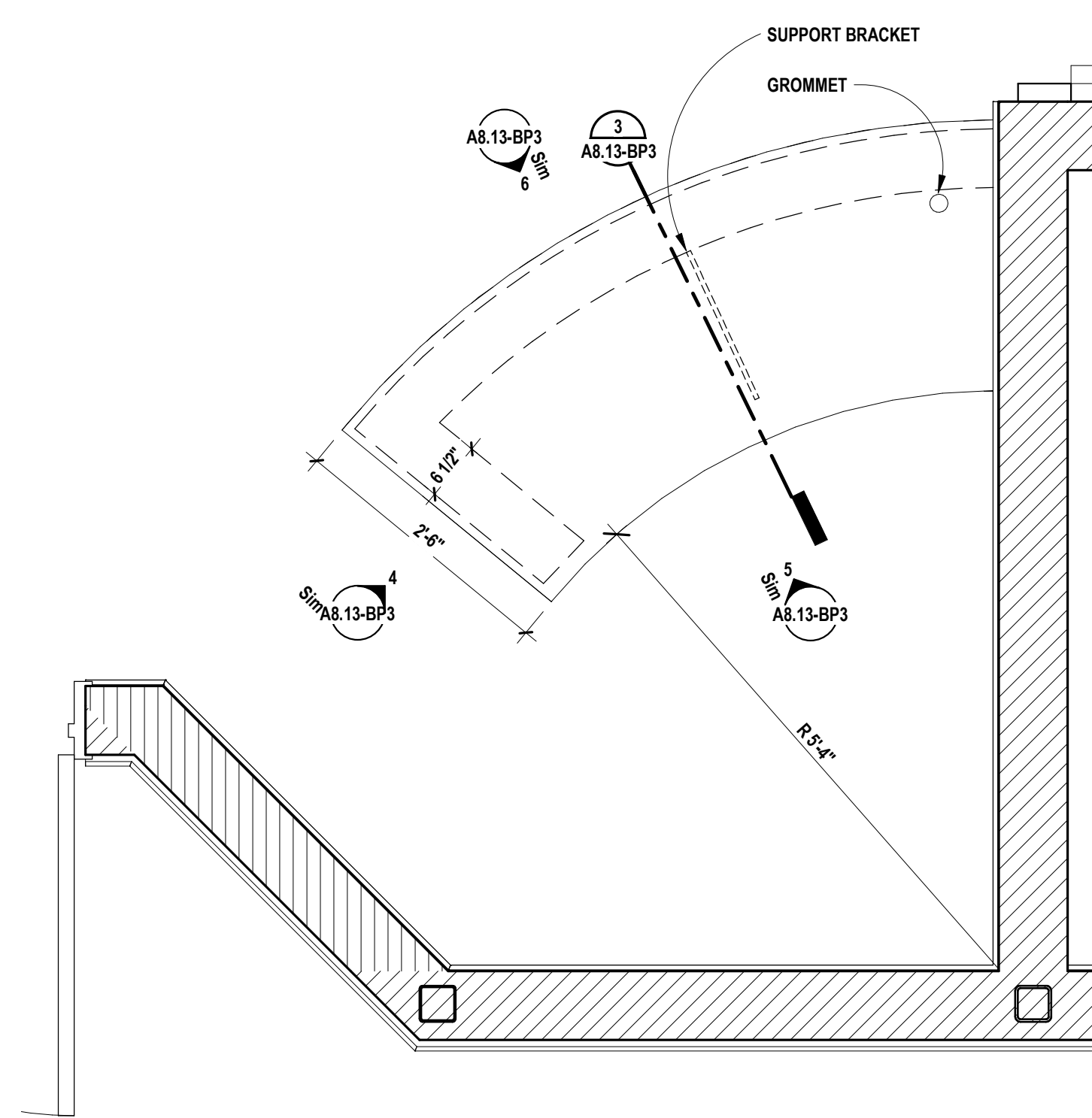
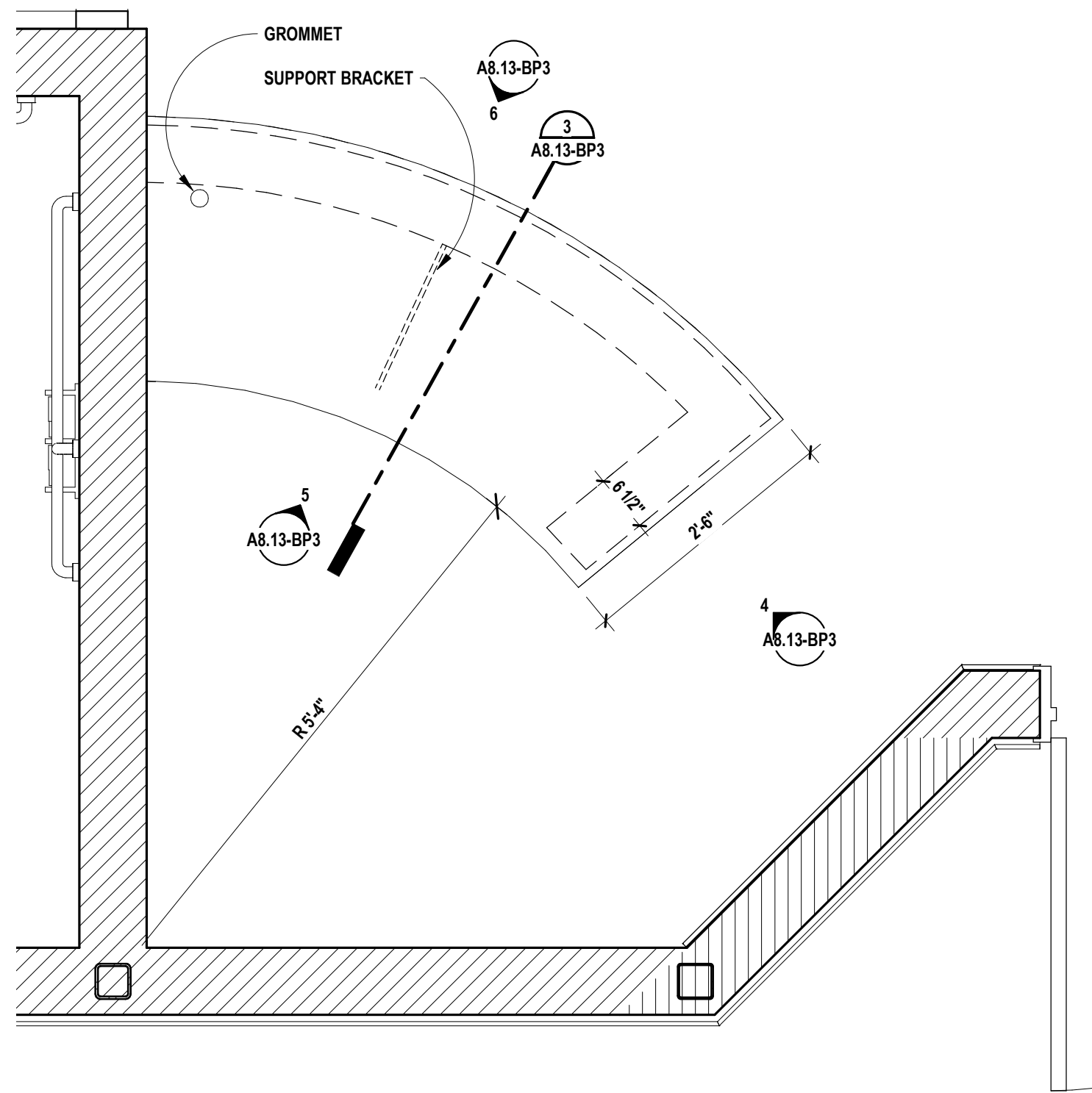
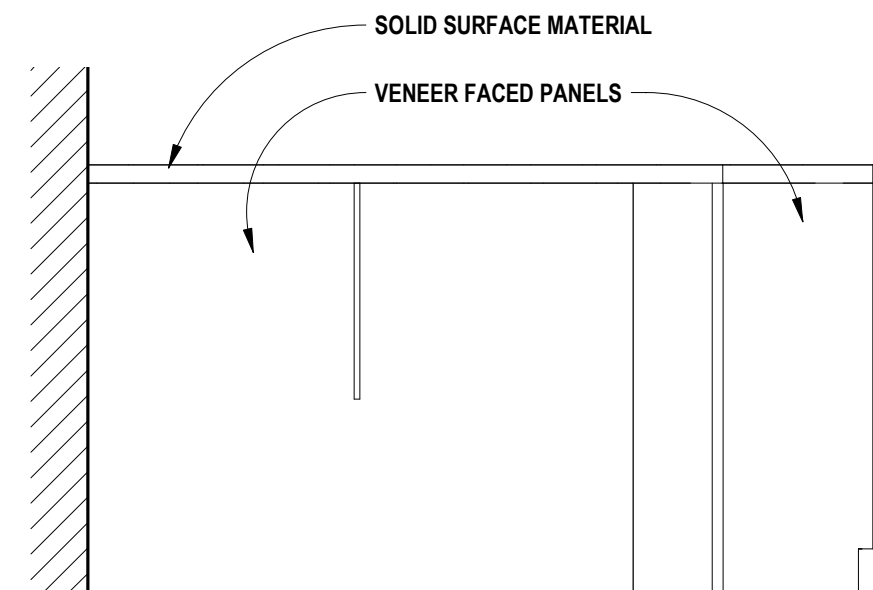
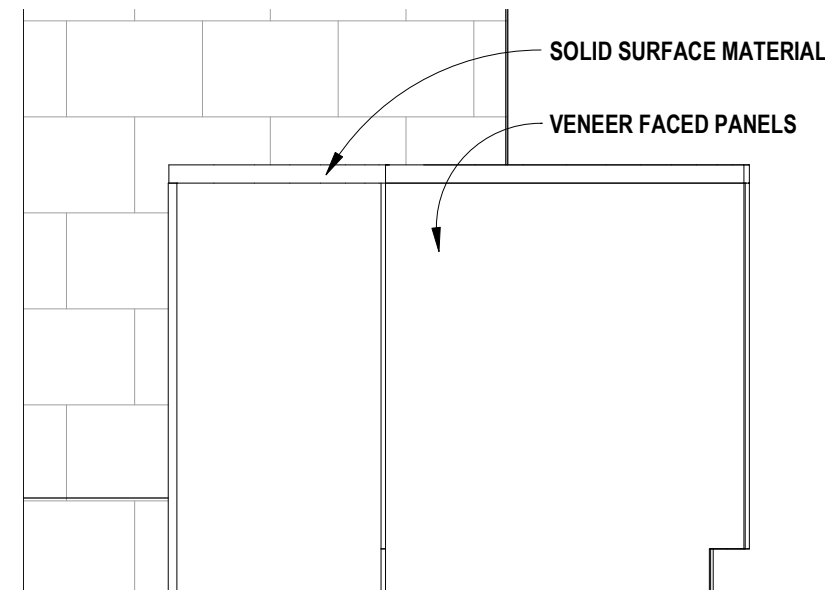
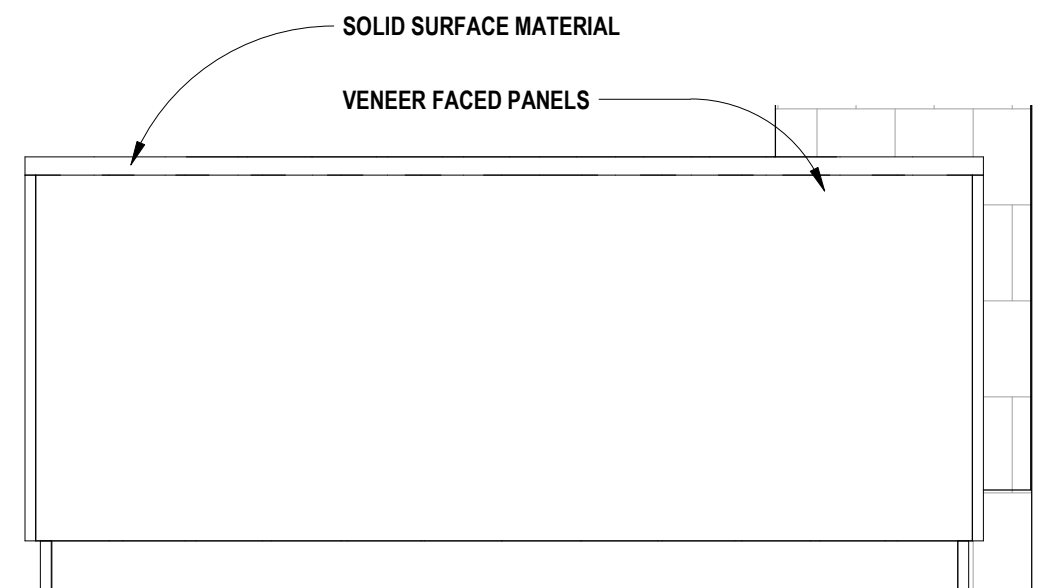
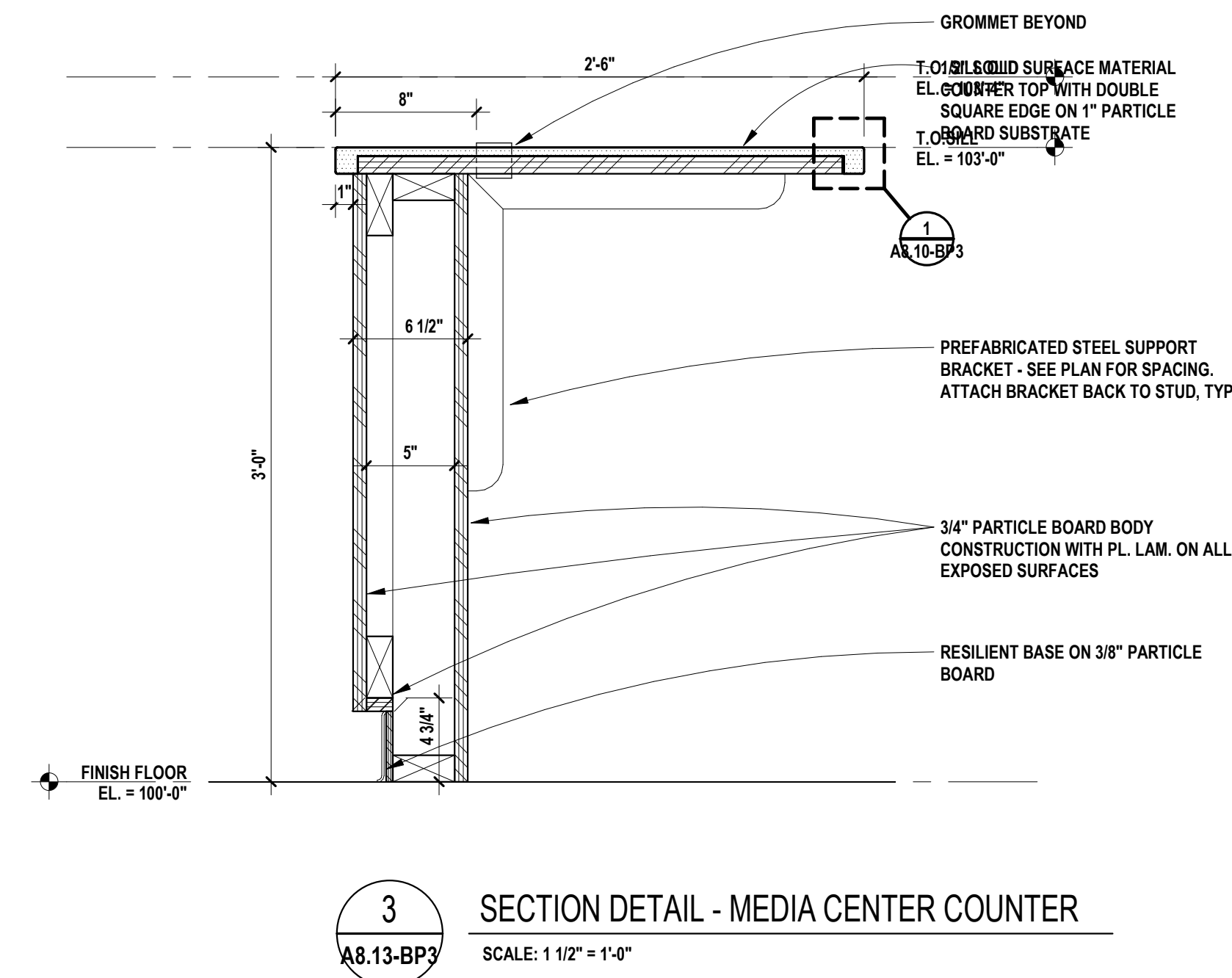
APPROVED Approver

PROJECT NO

# 19040

DRAWING NO.

## A8.13-BP3



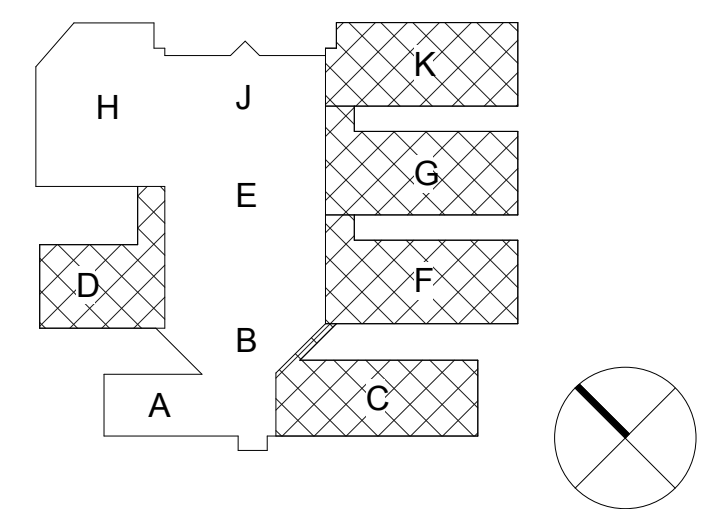


REGISTRATION SEAL

CONSULTANT

PROJECT TITLE  
**New High Point  
School**  
**Washtenaw  
Intermediate  
School District**  
1735 South Wagner Road  
Ann Arbor, Michigan

DRAWING TITLE  
**Millwork Details**



ISSUE DATES

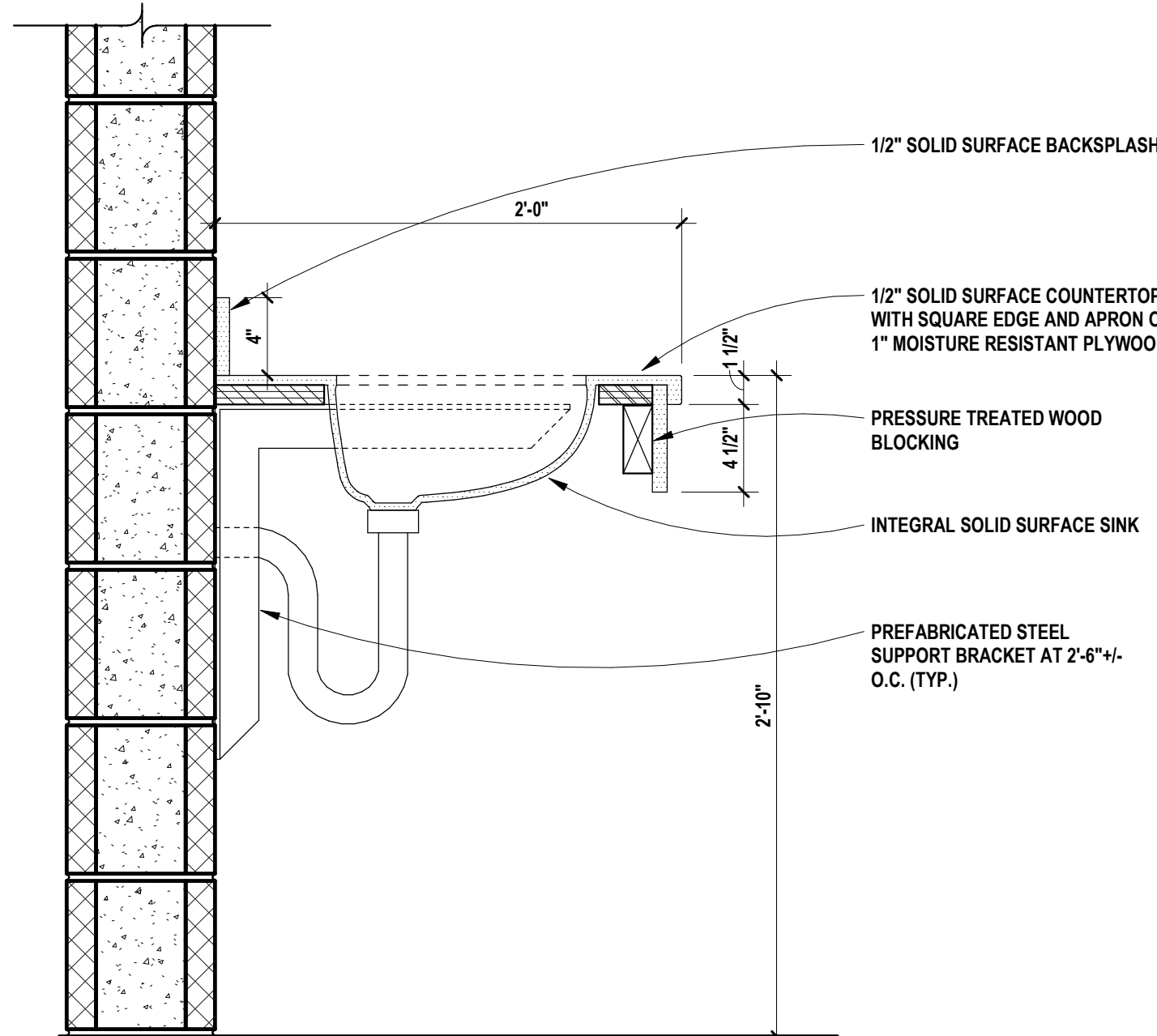
05/27/2020	FOR CONSTRUCTION-BID PACK 3
05/01/2020	95% REVIEW
DATE:	ISSUED FOR:
DRAWN	Author
CHECKED	Checker
APPROVED	Approver

PROJECT NO.

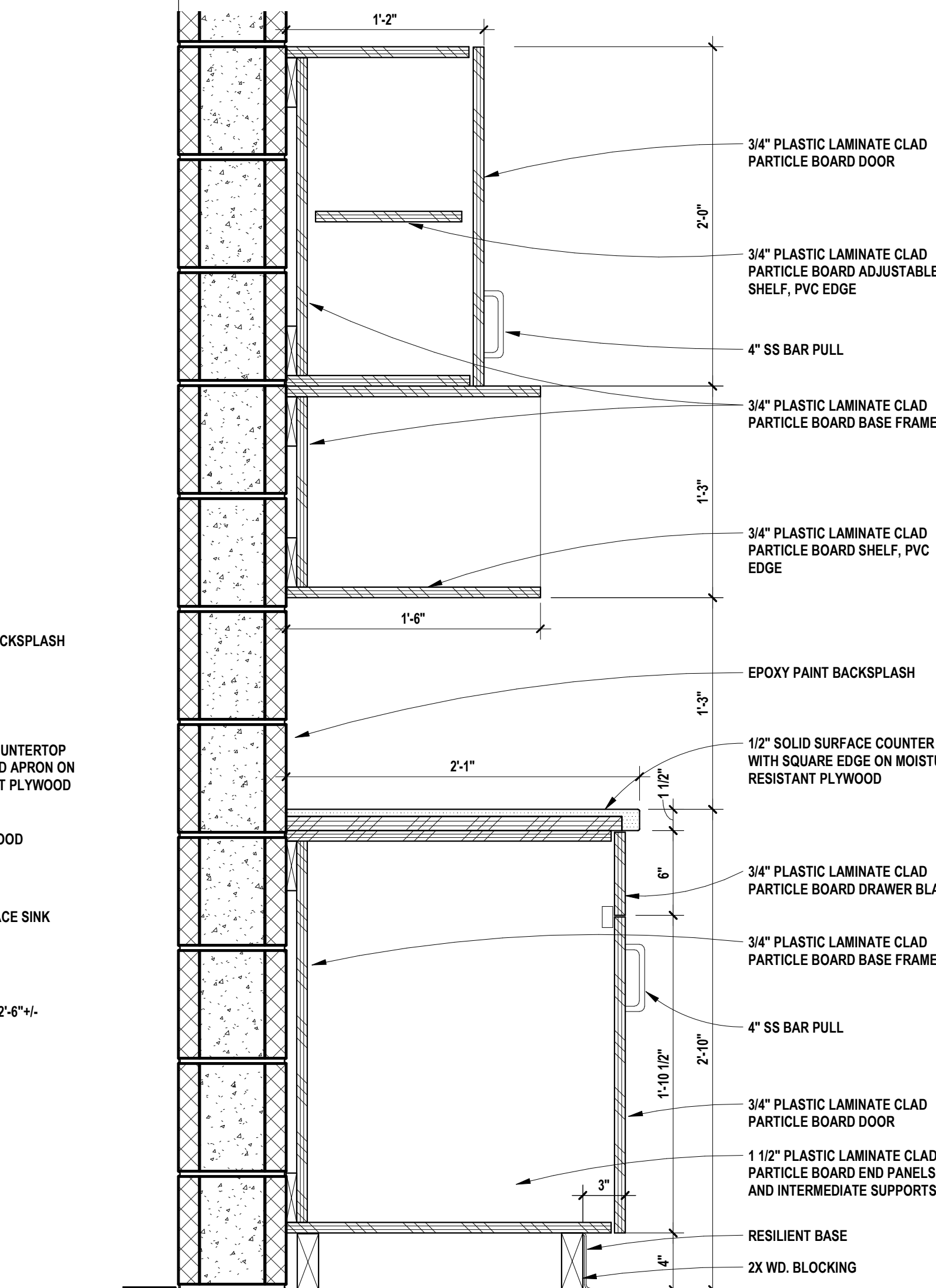
**19040**

DRAWING NO.

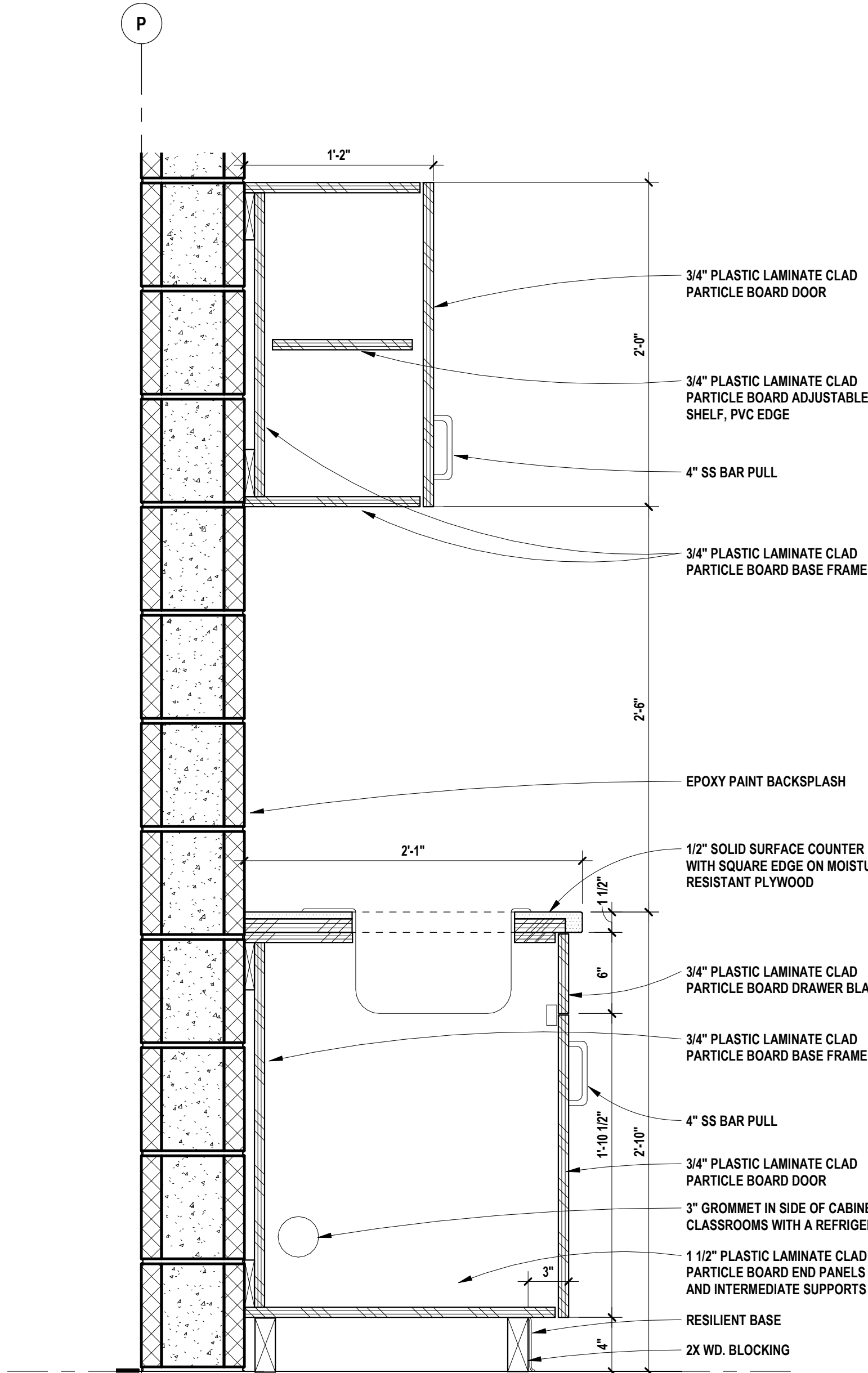
**A8.14-BP3**



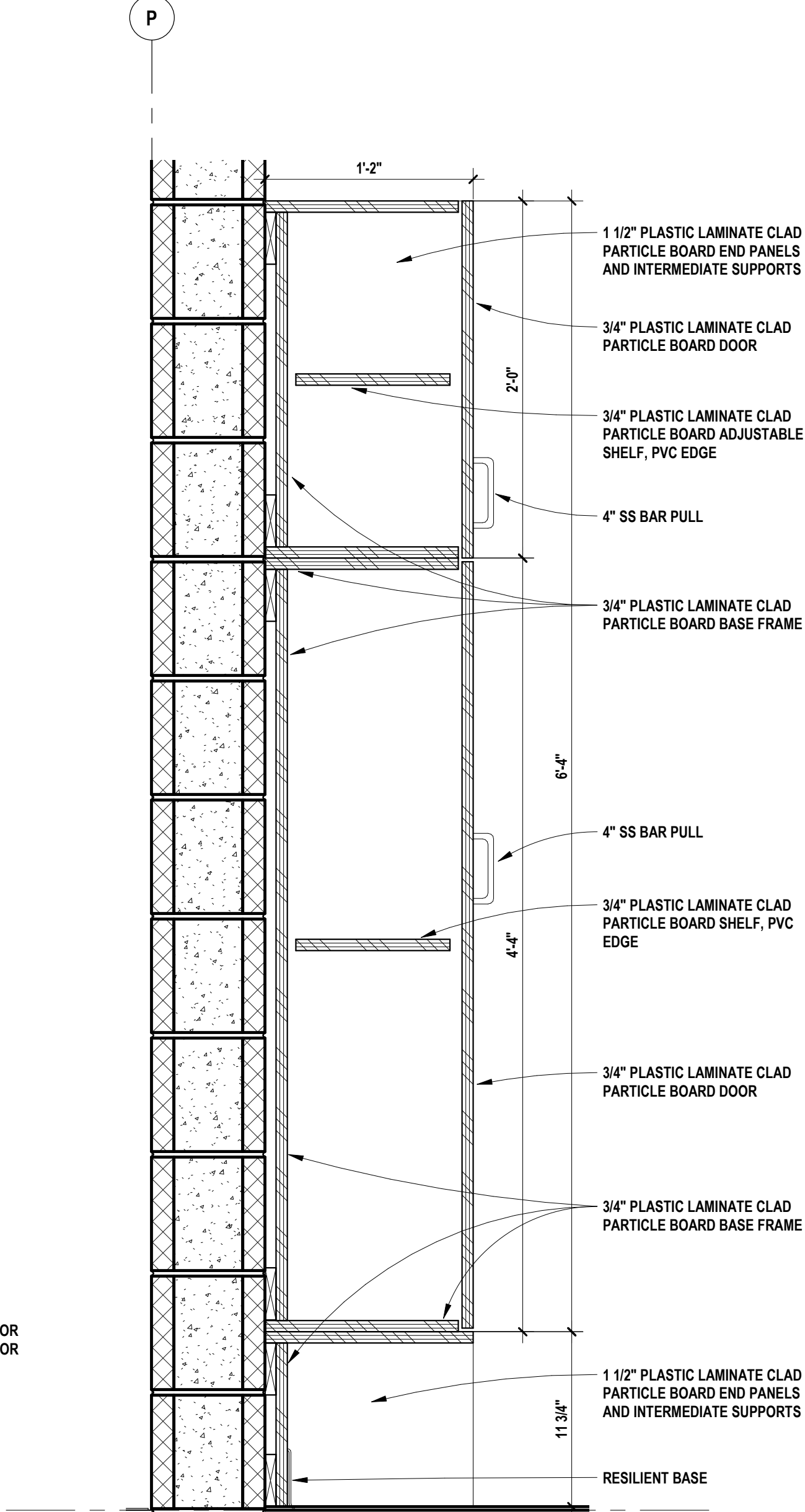
6 SECTION DETAIL - TYP. RESTROOM COUNTER  
SCALE: 1 1/2" = 1'-0"



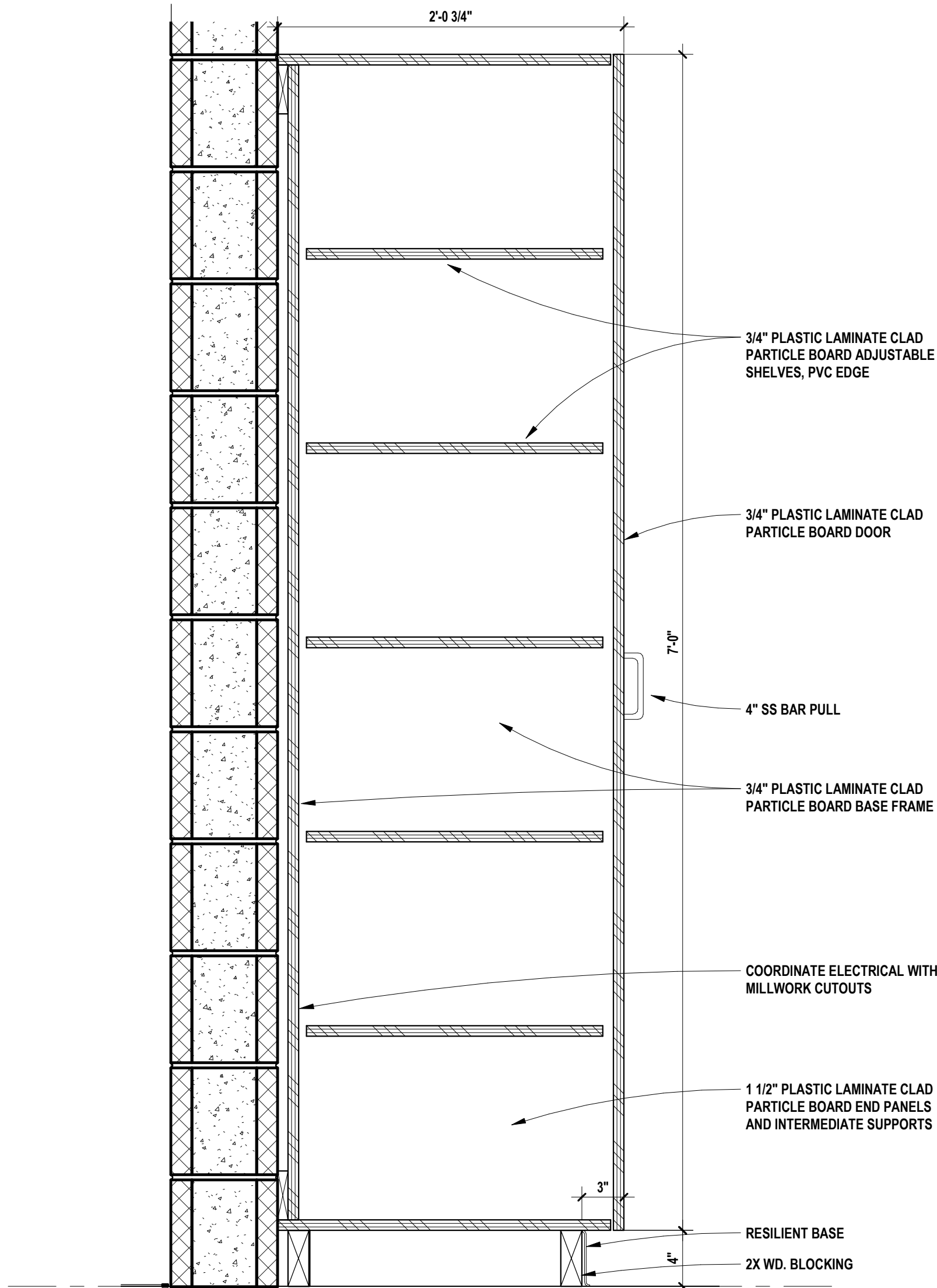
5 SECTION DETAIL - TYP CLASSROOM MILLWORK  
SCALE: 1 1/2" = 1'-0"



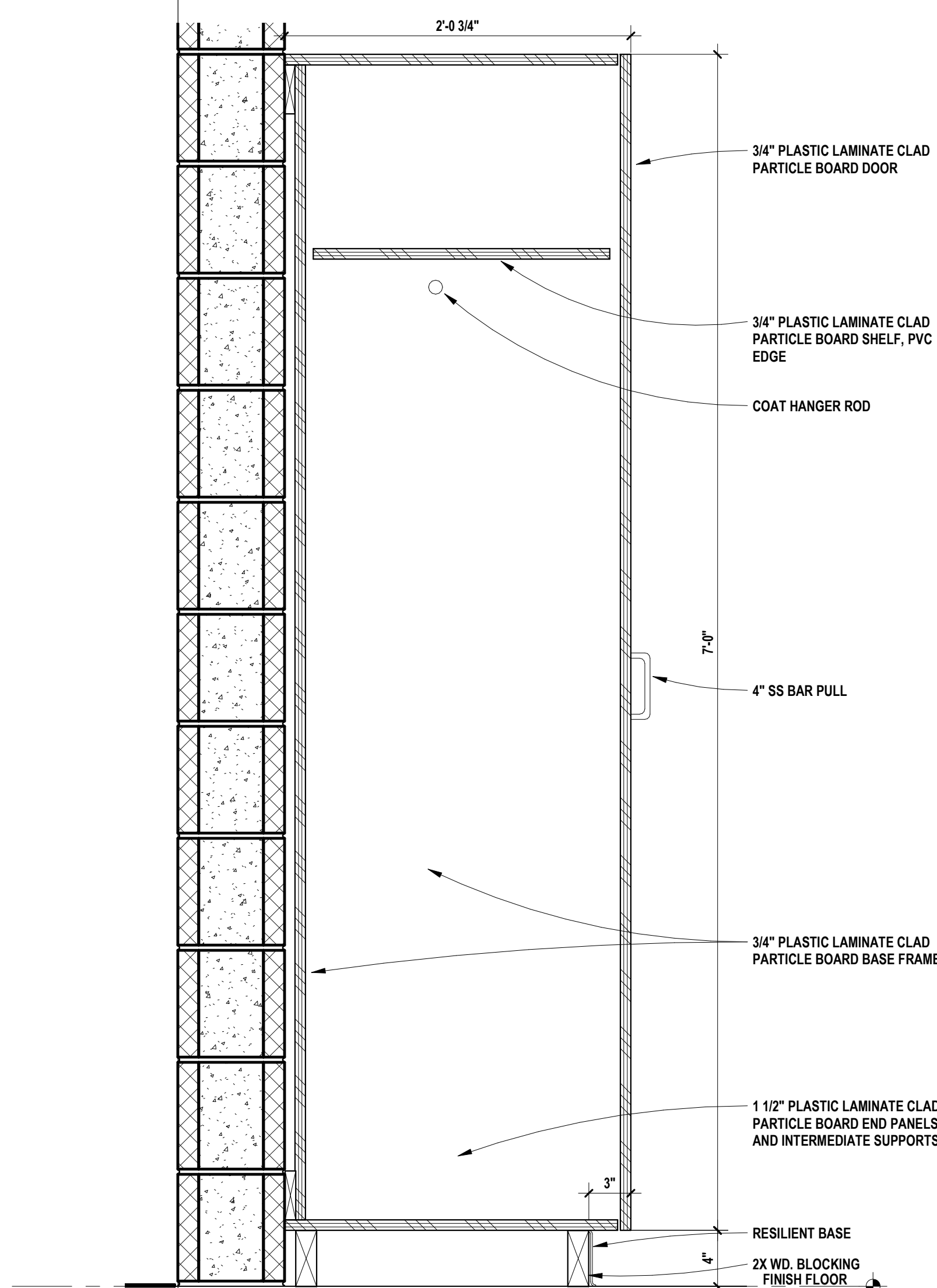
4 SECTION DETAIL - TYP CLASSROOM MILLWORK  
SCALE: 1 1/2" = 1'-0"



3 SECTION DETAIL - TYP CLASSROOM MILLWORK  
SCALE: 1 1/2" = 1'-0"

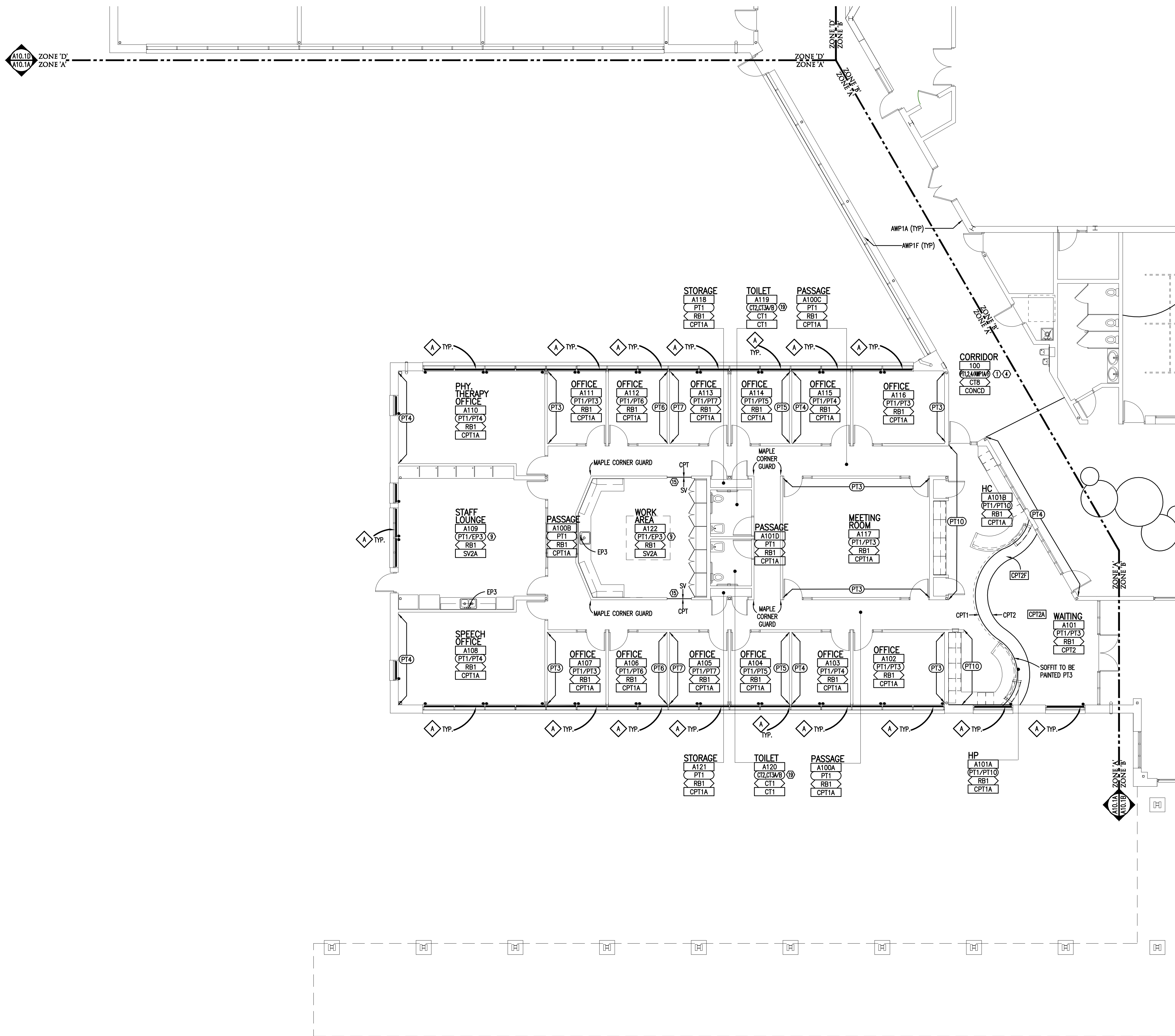


2 SECTION DETAIL - TYP CLASSROOM MILLWORK  
SCALE: 1 1/2" = 1'-0"



1 SECTION DETAIL - TYP CLASSROOM MILLWORK  
SCALE: 1 1/2" = 1'-0"





BUILDING FINISH PLAN - ZONE 'A'

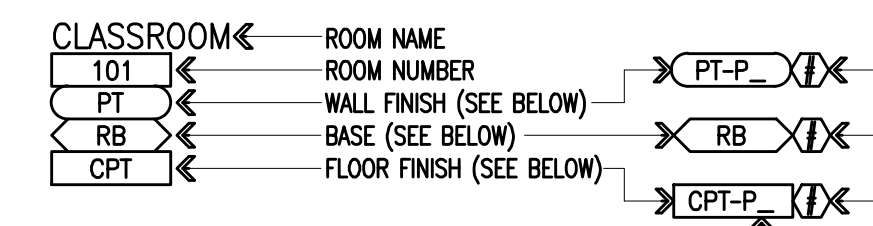
SCALE: 1/8" = 1'-0"

## FINISH LEGEND

**ROOM TAGS**  
ROOM NAME AND NUMBER PLUS GENERAL FINISH INFORMATION.  
FINISH TAGS SHALL APPLY TO ALL LIKE MATERIALS WITHIN A ROOM (U.O.N.).

**FINISH LEGEND**

FINISH LEGEND IS GENERAL.  
REFER TO SPECIFICATIONS FOR  
SPECIFIC FINISH INFORMATION.  
MULTIPLE FINISH TYPES ARE  
DENOTED BY NUMBER FOLLOWING  
ABBREVIATION.



DENOTES PATTERN DETAIL—

REFER TO "SPECIFIC NOTES" BELOW —

(PL) ← PLASTIC LAMINATE TYPE/COLOR (TAG APPLIES TO ALL  
AND/OR COUNTERTOPS WITHIN THAT SPACE, U.O.N.)

## WALL FINISH ABBREVIATIONS

ACP	ACOUSTICAL PANEL
AWP	ACOUSTICAL WALL PANEL
CT	CERAMIC TILE
EP	EPOXY PAINT
EX	EXISTING (NO NEW FINIS
FWC	FABRIC WALLCOVERING
MB	MARKERBOARD
PT	PAINT
WP	WOOD PANELING
WSP	WALL SAFETY PADS

## BASE FINISH ABBREVIATIONS

CT CERAMIC TILE  
EX EXISTING (NO NEW FINISH)  
NB NO BASE, WALL FINISH EXTENDS TO FLOOR  
RB RESILIENT BASE  
SV SHEET VINYL (FLASHED COVE)  
WD WOOD BASE

## FLOOR FINISH ABBREVIATIONS

CONCD	CONCRETE - DECORATIVE/APPLIED FINISH
CONCS	CONCRETE - FIELD
CPT	CARPET
CT	CERAMIC TILE
FCS	FLOOR COATING SYSTEM
EX	EXISTING (NO NEW FINISH)
RSF	RESILIENT SPORT FLOORING
SV	SHEET VINYL
WD	HARDWOOD FLOORING

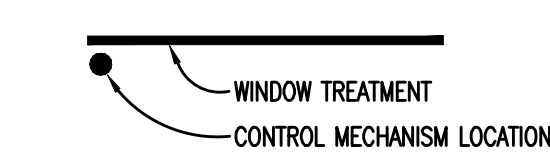
## GENERAL NOTES

1. REFER TO REFLECTED CEILING PLANS FOR CEILING TYPES, HEIGHTS AND FINISH INFORMATION.
2. AT CERAMIC TILE LOCATIONS, INSTALLER TO USE APPROPRIATE TROWEL TO ACCOMMODATE DIFFERENT TILE THICKNESSES.
3. REFER TO STRUCTURAL DRAWINGS FOR DEPRESSIONED SLAB LOCATIONS, INDICATIVE OF MUSTBED BAYS AT CERAMIC TILE. SLOPE MUSTED TO DRAINS. REFER TO ARCHITECTURAL DRAWINGS FOR DRAIN ELEVATIONS AND LOCATIONS.
4. PROVIDE ANTI-FRACTURE MEMBRANE AT ALL THINSET CERAMIC FLOOR TILE LOCATIONS, UNLESS OTHERWISE NOTED.
5. PROVIDE RESILIENT BASE AT THE JOCK OF ALL CASWORK AND BEHIND ALL MOVABLE EQUIPMENT/APPLIANCES, WHEN SCHEDULED WITHIN A ROOM.
6. ALL WALL MOUNTED MECHANICAL EQUIPMENT (DIFFUSERS, GRILLES, ETC.) AND ELECTRICAL EQUIPMENT (PANELS, ETC.) SHALL BE PAINTED TO MATCH THE ADJACENT WALL COLOR. REFER TO MECHANICAL AND ELECTRICAL DRAWINGS FOR QUANTITIES AND LOCATIONS.
7. REFER TO SPEC. SECTION 012300 FOR COMPLETE LIST AND DESCRIPTION OF ALTERNATES.
8. WHERE REMOVAL OR MODIFICATION TO A FINISH MATERIAL IS SHOWN, BUT NEW FINISHES ARE NOT SCHEDULED, PATCH AND REPAIR TO MATCH EXISTING FINISH CONDITION IS REQUIRED.
9. PROVIDE APPROPRIATE TRANSITION STRIPS BETWEEN DISSIMILAR FLOORING MATERIALS AT VERTICAL AND/OR HORIZONTAL APPLICATIONS.
10. CARPET EDGES SHALL BE CAPTURED BY MOSING, NOSING SHALL BE MITERED AT 45° OUTSIDE AND INSIDE CORNER CONDITIONS. ALL EDGES OF CARPET SHALL BE SEALED WITH A SEAM-SEALER.
11. WHEN CARPET IS SPECIFIED WITHIN A ROOM, ALL EXPOSED VERTICAL SIDES OF STAIR SHALL BE CARPETED.

## SPECIFIC NOTES

- 1 REFER TO INTERIOR ELEVATIONS FOR LOCATION, FINISH AND SIZE OF ACOUSTIC WALL PANELS (AWP1)
- 2 PER ALTERNATE NO. 7, FLOORING IN LOBBY TO BE CP12. COLORS AND PATTERN INDICATED ON DRAWING. BASE BID CONCD ONLY.
- 3 TYPICAL HOUSE ENTRY FLOOR COATING (FCS2) NOT SHOWN AT HOUSE 1 DUE TO ALTERNATE NO. 7. DECAL WILL BE ADDED IF BASE BID IS ACCEPTED.
- 4 EP2 TO BE APPLIED AS WANSICOST UNLESS OTHERWISE NOTED. WANSICOST SHALL BE 3/8" THICK TO BOTTOM OF MAPLE CHAIRRAIL.
- 5 EP2 TO BE APPLIED AS WANSICOST AROUND PERIMETER OF ROOM. WANSICOST SHALL BE 6 MASONARY COURSES AFF.
- 6 EP3 TO BE APPLIED AS ACCENT BAND AROUND PERIMETER OF ROOM. ACCENT BAND SHALL BE 2 MASONARY COURSE HIGH, DIRECTLY ABOVE EP2 CHAIRRAIL.
- 7 PER ALTERNATE NO. 5, NEW DECK TILE AND BASE TILE. BASE BID - PATCH DECK TILE AND ADD BASE WITH CTS3. PATCHING SHALL BE APPROXIMATELY 25% OF FLOOR AREA. PATCHING SHALL BE SPECIFIED BY ARCHITECT.
- 8 LINE DEPTH SHALL BE EQUAL TO ADJACENT WING WALL. MAINTAIN SAME DEPTH THROUGHOUT CORRIDOR.
- 9 EPOXY PAINT TO BE USED AS BACKSLASH.
- 10 CERAMIC TILE (CT9) TO BE USED AT BACKSLASH.
- 11 MAPLE PANELING AT STAGE FLOOR.
- 12 CLEAR NON-SLIP COATING (FCS3) AT RAMP
- 13 NOT USED
- 14 CP22A FIELD TILE WITH ACCENT TILE, RANDOMLY PLACED, AS INDICATED ON DRAWING. ACCENT COLOR VARIES PER HOUSE.
- 15 1" X 6" HARDWOOD MAPLE TRIM ON JAM AND HEAD OF OPENING
- 16 CT2 AND CT3 AT SHOWER. REFER TO ELEVATION 13 (A7.1)
- 17 EP1, EP2, AND EP3 ACCENT BAND ON ALL WALLS. REFER TO ELEVATIONS. ACCENT BAND COLOR VARIES BY HOUSE.
- 18 CT2, CT3A, CT3B, AND EP1 ON ONE WALL, AS INDICATED ON DRAWING. EP1 ON ALL REMAINING WALLS. REFER TO ELEVATIONS.
- 19 CERAMIC TILE ON WALL WALLS. REFER TO ELEVATIONS FOR PATTERN.
- 20 UNLESS OTHERWISE INDICATED, ALL WALLS TO BE PAINTED P1, P12, AND PT3. REFER TO ELEVATIONS (A7.4) FOR PAINT PATTERN.
- 21 CT9A AT DRINKING FOUNTAIN. TILE BETWEEN 7"X4"FF CHAIRRAIL AND TOP OF CT9A TILE SHALL BE ON BACK WALL AND ADJACENT WING WALLS.
- 22 ALTERNATE 8, SEAMLESS FLOOR AND WALL SAFETY PADDOING. BASE BID AS LISTED ON FINISH TAG.
- 23 UNLESS OTHERWISE NOTED, CERAMIC TILE (CT2/CT3) & EP1 ON ALL WALLS. EP1 7"X4"FF TO CEILING. REFER TO ELEVATIONS.
- 24 ALL WALLS TO BE PAINTED AS FOLLOWS: EP2 (GREY) 7"X4"FF. EP1 (WHITE) FROM 7"X4"FF TO CEILING. EP3 (TEAL) ON ALL EXPOSED COLUMNS.
- 25 BACKSTOP & BACKSTOP STRUCTURE TO BE PAINTED EP2 (GREY)

WINDOW TREATMENT LEGEND



- A** TYPE 'A' - MANUAL ROLLER SHADE WITH TRANSLUCENT FABRIC
- B** TYPE 'B' - MOTORIZED DUAL ROLLER SHADE WITH BLACK-OUT AND TRANSLUCENT FABRIC



REGISTRATION SEAL

CONSULTANT

PROJECT TITLE

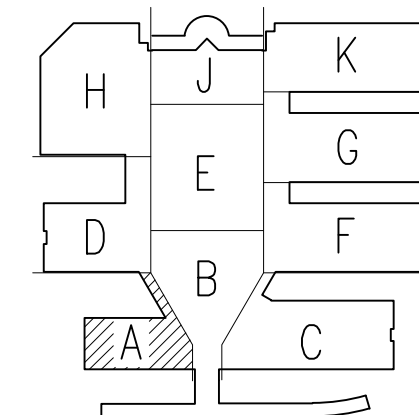
# New High Point School

# Washtenaw Intermediate School District

**1735 South Wagner Road  
Ann Arbor, Michigan**

DRAWING TITLE

### Building Finish Plan - Zone 'A'



## ISSUE DATES

*	*
*	*
*	*
*	*
*	*
*	*
*	*
*	*
05-27-2020	FOR CONSTRUCTION - BID PACK 3
05-01-2020	95% OWNER REVIEW
12-06-2019	DESIGN DEVELOPMENT

DATE: ISSUED FOR:

DRAWN 3m

**CHECKED**

**APPROVED**

PROJECT NO.

19040

DRAWING NO.

## A10.1A-BP3



REGISTRATION SEAL

CONSULTANT

PROJECT TITLE

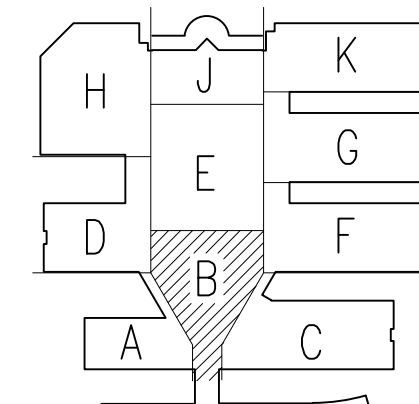
**New High Point  
School**

**Washtenaw  
Intermediate  
School District**

**1735 South Wagner Road  
Ann Arbor, Michigan**

DRAWING TITLE

**Building Finish Plan -  
Zone 'B'**



ISSUE DATES

05-27-2020	FOR CONSTRUCTION - BID PACK 3
05-01-2020	95% OWNER REVIEW
12-06-2019	DESIGN DEVELOPMENT

DATE ISSUED FOR:

DRAWN	smw
CHECKED	lcc
APPROVED	jje

PROJECT NO.

**19040**

DRAWING NO.

**A10.1B-BP3**

## FINISH LEGEND

ROOM TAGS	FINISH LEGEND
ROOM NAME AND NUMBER PLUS GENERAL ROOM FINISH INFORMATION. FINISH TAGS SHALL APPLY TO ALL LIKE MATERIALS WITHIN A ROOM (U.O.N.).	FINISH LEGEND IS GENERAL. REFER TO SPECIFICATIONS FOR SPECIFIC FINISH INFORMATION. MULTIPLE FINISH TYPES ARE DENOTED BY NUMBER FOLLOWING ABBREVIATION.
CLASSROOM 101 PT RB CPT	ROOM NAME ROOM NUMBER WALL FINISH (SEE BELOW) BASE (SEE BELOW) FLOOR FINISH (SEE BELOW)
	PT-P RB CPT-P
	DENOTES PATTERN DETAIL
	REFER TO "SPECIFIC NOTES" BELOW
	PLASTIC LAMINATE TYPE/COLOR (TAG APPLIES TO ALL CABINETS AND/OR COUNTERTOPS WITHIN THAT SPACE, U.O.N.)

## WALL FINISH ABBREVIATIONS

ACP	ACOUSTICAL PANEL
AMP	ACOUSTICAL WALL PANEL
CT	CERAMIC TILE
EP	EPOXY PAINT
EX	EXISTING (NO NEW FINISH)
FWS	FABRIC WALLCOVERING
MB	MARKERBOARD
PT	PAINT
WP	WOOD PANELING
WSP	WALL SAFETY PADS

## BASE FINISH ABBREVIATIONS

CT	CERAMIC TILE
EX	EXISTING (NO NEW FINISH)
NB	NO BASE, WALL FINISH EXTENDS TO FLOOR
RB	RESILIENT BASE
SV	SHEET VINYL (FLASHED COVE)
WD	WOOD BASE

## FLOOR FINISH ABBREVIATIONS

CONCD	CONCRETE - DECORATIVE/APPLIED FINISH
CONCS	CONCRETE - FIELD
CPT	CARPET
CT	CERAMIC TILE
FCS	FLOOR COATING SYSTEM
EX	EXISTING (NO NEW FINISH)
RSF	RESILIENT SPORT FLOORING
SV	SHEET VINYL
WD	HARDWOOD FLOORING

## GENERAL NOTES


- REFER TO REFLECTED CEILING PLANS FOR CEILING TYPES, HEIGHTS AND FINISH INFORMATION.
- AT CERAMIC TILE LOCATIONS, INSTALLER TO USE APPROPRIATE TROWEL TO ACCOMMODATE DIFFERENT TILE THICKNESSES.
- REFER TO STRUCTURAL DRAWINGS FOR DEPRESSIONED SLAB LOCATIONS, INDICATIVE OF MUDDSET BEDS AT CERAMIC TILE. SLOPE MUDDSET TO DRAINS. REFER TO ARCHITECTURAL DRAWINGS FOR DRAIN ELEVATIONS AND LOCATIONS.
- PROVIDE ANTI-FRACTURE MEMBRANE AT ALL THINSET CERAMIC FLOOR TILE LOCATIONS, UNLESS OTHERWISE NOTED.
- PROVIDE RESILIENT BASE AT TOE KICK OF ALL CASWORK AND BEHIND ALL MOVABLE EQUIPMENT/APPLIANCES, WHEN SCHEDULED WITHIN A ROOM.
- ALL WALL MOUNTED MECHANICAL EQUIPMENT (DIFFUSERS, GRILLES, ETC.) AND ELECTRICAL EQUIPMENT (PANELS, ETC.) SHALL BE PAINTED TO MATCH THE ADJACENT WALL COLOR. REFER TO MECHANICAL AND ELECTRICAL DRAWINGS FOR QUANTITIES AND LOCATIONS.
- REFER TO SPEC. SECTION 012300 FOR COMPLETE LIST AND DESCRIPTION OF ALTERNATES.
- WHERE REMOVAL OR MODIFICATION TO A FINISH MATERIAL IS SHOWN, BUT NEW FINISHES ARE NOT SCHEDULED, PATCH AND REPAIR TO MATCH EXISTING FINISH CONDITION AS REQUIRED.
- PROVIDE APPROPRIATE TRANSITION STRIPS BETWEEN DISSIMILAR FLOORING MATERIALS AT VERTICAL AND/OR HORIZONTAL APPLICATIONS.
- CARPET EDGES SHALL BE CAPTURED BY NOSING. NOSING SHALL BE MITERED AT ALL OUTSIDE AND INSIDE CORNER CONDITIONS. ALL EDGES OF CARPET SHALL BE SEALED WITH A SEAM SEALER.
- WHEN CARPET IS SPECIFIED WITHIN A ROOM, ALL EXPOSED VERTICAL SIDES OF STAIR SHALL BE CARPETED.

## SPECIFIC NOTES

- REFER TO INTERIOR ELEVATIONS FOR LOCATION, FINISH AND SIZE OF ACOUSTIC WALL PANELS (AMP1).
- PER ALTERNATE NO. 7, FLOORING IN LOBBY TO BE CPT2. COLORS AND PATTERN INDICATED ON DRAWING. BASE BID CONCD ONLY.
- TYPICAL HOUSE ENTRY FLOOR COATING (FCS2) NOT SHOWN AT HOUSE 1 DUE TO ALTERNATE NO. 7. DECAL WILL BE ADDED IF BASE BID IS ACCEPTED.
- EP2 TO BE APPLIED AS WAINSCOT UNLESS OTHERWISE NOTED. WAINSCOT SHALL BE 36.5" AFF TO BOTTOM OF MAPLE CHAIRRAIL.
- EP2 TO BE APPLIED AS WAINSCOT AROUND PERIMETER OF ROOM. WAINSCOT SHALL BE 6" MASONRY COURSES AFF.
- EP3 TO BE APPLIED AS ACCENT BAND AROUND PERIMETER OF ROOM. ACCENT BAND SHALL BE 2" MASONRY COURSE HIGH, DIRECTLY ABOVE EP2 WAINSCOT.
- PER ALTERNATE NO. 5, NEW DECK TILE AND BASE TILE. BASE BID - PATCH DECK TILE AND ADD BASE WITH CT6. PATCHING SHALL BE APPROXIMATELY 25% OF POOL DECK. LOCATIONS AND PATTERN DETERMINED BY ARCHITECT.
- LINE DEPTH SHALL BE EQUAL TO ADJACENT WING WALL. MAINTAIN SAME DEPTH THROUGHOUT CORRIDOR.
- EPOXY PAINT TO BE USED AT BACKSPLASH.
- CERAMIC TILE (CT9) TO BE USED AT BACKSPLASH.
- MAPLE PANELING AT STAGE FRONT.
- CLEAR NON-SLIP COATING (FSC3) AT RAMP.
- NOT USED.
- CPT2A FIELD TILE WITH ACCENT TILE, RANDOMLY PLACED, AS INDICATED ON DRAWING. ACCENT COLOR VARIES PER HOUSE.
- 1" X 6" HARDWOOD MAPLE TRIM ON JAM AND HEAD OF OPENING.
- CT2 AND CT3 AT SHOWER. REFER TO ELEVATION 13 (A7.1).
- EP1, EP2, AND EP ACCENT BAND ON ALL WALLS. REFER TO ELEVATIONS. ACCENT BAND COLOR VARIES BY HOUSE.
- CT2, CT3A, CT3B, AND EP1 ON ONE WALL, AS INDICATED ON DRAWING. EP1 ON ALL REMAINING WALLS. REFER TO ELEVATIONS.
- CERAMIC TILE ON WALL WALLS. REFER TO ELEVATIONS FOR PATTERN.
- UNLESS OTHERWISE INDICATED, ALL WALLS TO BE PAINTED PT1, PT2, AND PT3. REFER TO ELEVATIONS (A7.4) FOR PAINT PATTERN.
- CT9A AT DRINKING FOUNTAIN. TILE BETWEEN 7'4" AFF CHAIRRAIL AND TOP OF BASE. TILE SHALL BE ON BACK WALL AND ADJACENT WING WALLS.
- ALTERNATE 8, SEAMLESS FLOOR AND WALL SAFETY PADDING. BASE BID AS LISTED ON FINISH TAG.
- UNLESS OTHERWISE NOTED, CERAMIC TILE (CT2/CT3) & EP1 ON ALL WALLS. EP1 7'-4" AFF TO CEILING. REFER TO ELEVATIONS.
- ALL WALLS TO BE PAINTED AS FOLLOWS: EP2 (GREY) 7'-4" AFF. EP1 (WHITE) FROM 7'-4" AFF TO CEILING. EP3 (TEAL) ON ALL EXPOSED COLUMNS.
- BACKSTOP AND BACKSTOP STRUCTURE TO BE PAINTED EP2 (GREY).

## WINDOW TREATMENT LEGEND

WINDOW TREATMENT	CONTROL MECHANISM LOCATION
TYPE 'A' - MANUAL ROLLER SHADE WITH TRANSLUCENT FABRIC	
TYPE 'B' - MOTORIZED DUAL ROLLER SHADE WITH BLACK-OUT AND TRANSLUCENT FABRIC	



**BUILDING FINISH PLAN - ZONE 'B'**

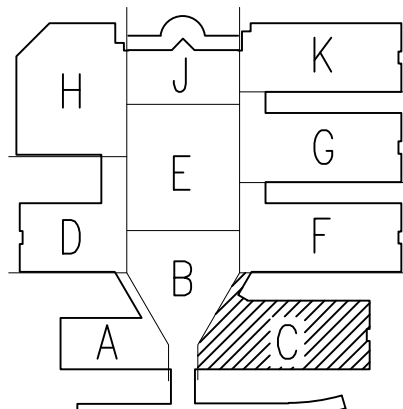
SCALE: 1/8" = 1'-0"



CONSULTANT

**PROJECT TITLE**  
**New High Point  
School**  
**Washtenaw  
Intermediate  
School District**  
1735 South Wagner Road  
Ann Arbor, Michigan

DRAWING TITLE  
Building Finish Plan -  
Zone 'C'



## ISSUE DATES

5-27-2020	FOR CONSTRUCTION - BID PACK 3
05-01-2020	95% OWNER REVIEW
12-06-2019	DESIGN DEVELOPMENT

DATE: ISSUED FOR:

DRAWN smw

**CHECKED** lcc

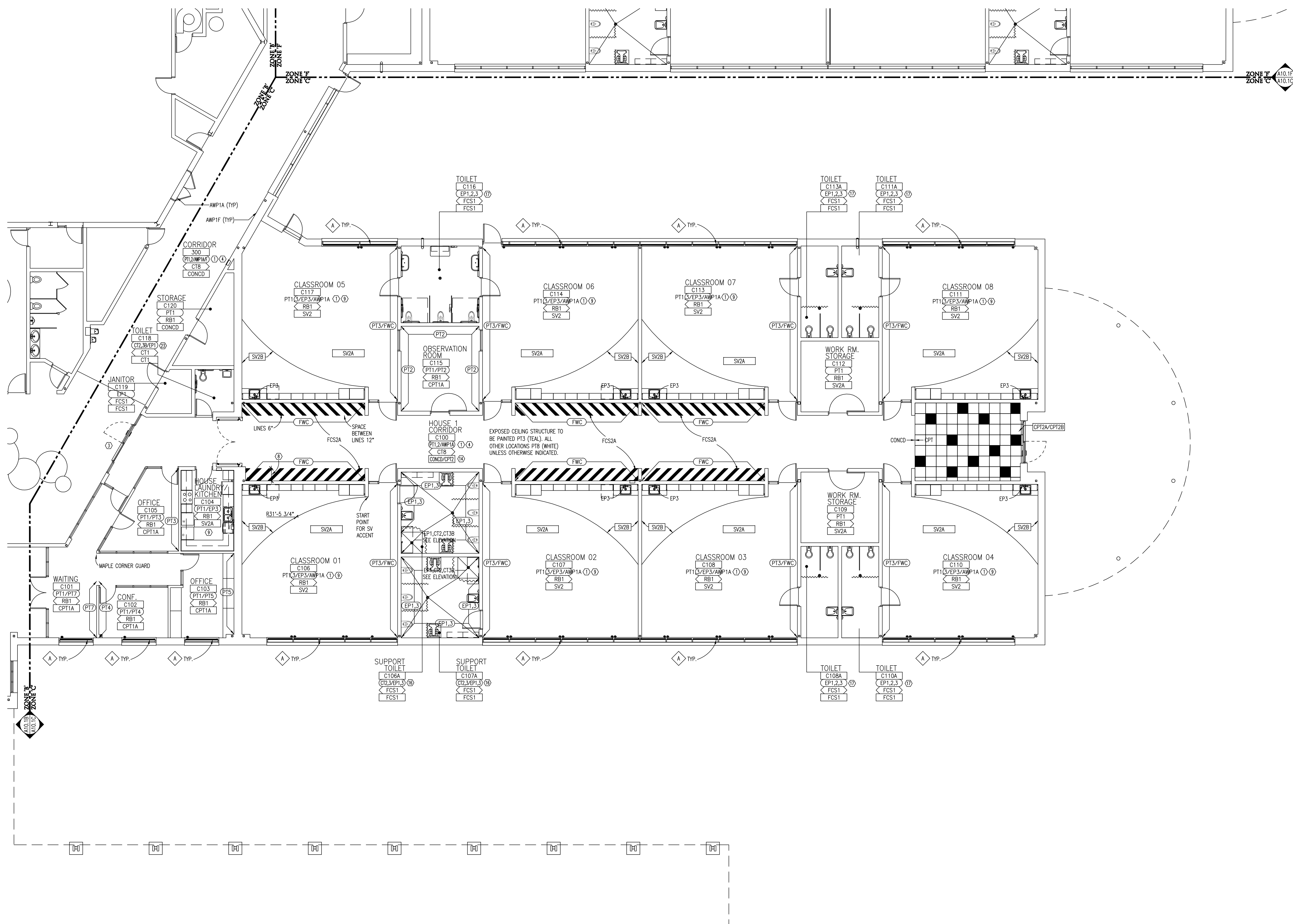
APPROVED      jjc

PROJECT NO.

**19040**

DRAWING NO.

### A10.1C-BP3



BUILDING FINISH PLAN - ZONE 'C'

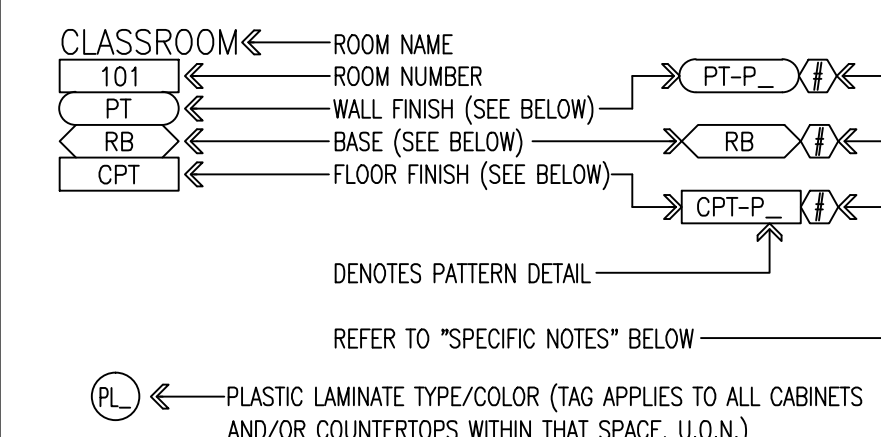
SCALE: 1/8" = 1'-0"

## FINISH LEGEND

ROOM TAGS  
ROOM NAME AND NUMBER PLUS GENERAL  
ROOM FINISH INFORMATION.  
FINISH TAGS SHALL APPLY TO ALL LIKE  
MATERIALS WITHIN A ROOM (U.O.N.).

**FINISH LEGEND**

FINISH LEGEND IS GENERAL.  
REFER TO SPECIFICATIONS FOR  
SPECIFIC FINISH INFORMATION.  
MULTIPLE FINISH TYPES ARE  
DENOTED BY NUMBER FOLLOWING  
ABBREVIATION.



## WALL FINISH ABBREVIATIONS

ACP	ACOUSTICAL PANEL
AWP	ACOUSTICAL WALL PANEL
CT	CERAMIC TILE
EP	EPOXY PAINT
EX	EXISTING (NO NEW FINISH)
FWC	FABRIC WALLCOVERING
MB	MARKERBOARD
PT	PAINT
WP	WOOD PANELING
WSP	WALL SAFETY PADS

### BASE FINISH ABBREVIATIONS

CT	CERAMIC TILE
EX	EXISTING (NO NEW FINISH)
NB	NO BASE, WALL FINISH EXTENDS TO FLOOR
RB	RESILIENT BASE
SV	SHEET VINYL (FLASHED COVE)
WD	WOOD BASE

### FLOOR FINISH ABBREVIATIONS

CONCD	CONCRETE - DECORATIVE/APPLIED FINISH
CONCS	CONCRETE - FIELD
CPT	CARPET
CT	CERAMIC TILE
FCS	FLOOR COATING SYSTEM
EX	EXISTING (NO NEW FINISH)
RSF	RESILIENT SPORT FLOORING
SV	SHEET VINYL
WD	HARDWOOD FLOORING

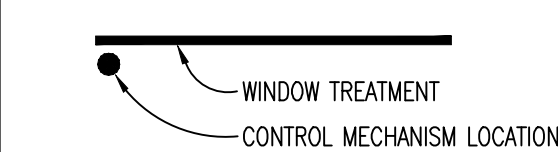
## GENERAL NOTES

1. REFER TO REFLECTED CEILING PLANS FOR CEILING TYPES, HEIGHTS AND FINISH INFORMATION.
2. AT CERAMIC TILE LOCATIONS, INSTALLER TO USE APPROPRIATE TROWEL TO ACCOMMODATE DIFFERENT TILE THICKNESSES.
3. REFER TO STRUCTURAL DRAWINGS FOR DEPRESSION SLAB LOCATIONS, INDICATIVE OF MUDSET BEDS AT CERAMIC TILE. SLOPE MUDSET TO DRAINS. REFER TO ARCHITECTURAL DRAWINGS FOR DRAIN ELEVATIONS AND LOCATIONS.
4. PROVIDE ANTI-FRACTURE MEMBRANE AT ALL THINSET CERAMIC FLOOR TILE LOCATIONS, UNLESS OTHERWISE NOTED.
5. PROVIDE RESILIENT BASE AT TIE KICK OF ALL CASEWORK AND BEHIND ALL MOVABLE EQUIPMENT/APPLIANCES, WHEN SCHEDULED WITHIN A ROOM.
6. ALL WALL MOUNTED MECHANICAL EQUIPMENT (DRYERS, GRILLS, ETC.) AND ELECTRICAL EQUIPMENT (PANELS, ETC.) SHALL BE PAINTED TO MATCH THE ADJACENT WALL COLOR. REFER TO MECHANICAL AND ELECTRICAL DRAWINGS FOR QUANTITIES AND LOCATIONS.
7. REFER TO SPEC. SECTION 012300 FOR COMPLETE LIST AND DESCRIPTION OF ALTERNATES.
8. WHERE REMOVAL OR MODIFICATION TO A FINISH MATERIAL IS SHOWN, BUT NEW FINISHES ARE NOT SCHEDULED, PATCH AND REPAIR TO MATCH EXISTING FINISH CONDITION ARE REQUIRED.
9. PROVIDE APPROPRIATE TRANSITION STRIPS BETWEEN DISSIMILAR FLOORING MATERIALS AT VERTICAL AND/OR HORIZONTAL APPLICATIONS.
10. CARPET EDGES SHALL BE CAPTURED BY NOSING. NOSING SHALL BE MITERED AT ALL OUTSIDE AND INSIDE CORNER CONDITIONS. ALL EDGES OF CARPET SHALL BE SEALED WITH A SEAM-SEALER.
11. WHEN CARPET IS SPECIFIED WITHIN A ROOM, ALL EXPOSED VERTICAL SIDES OF

## SPECIFIC NOTES


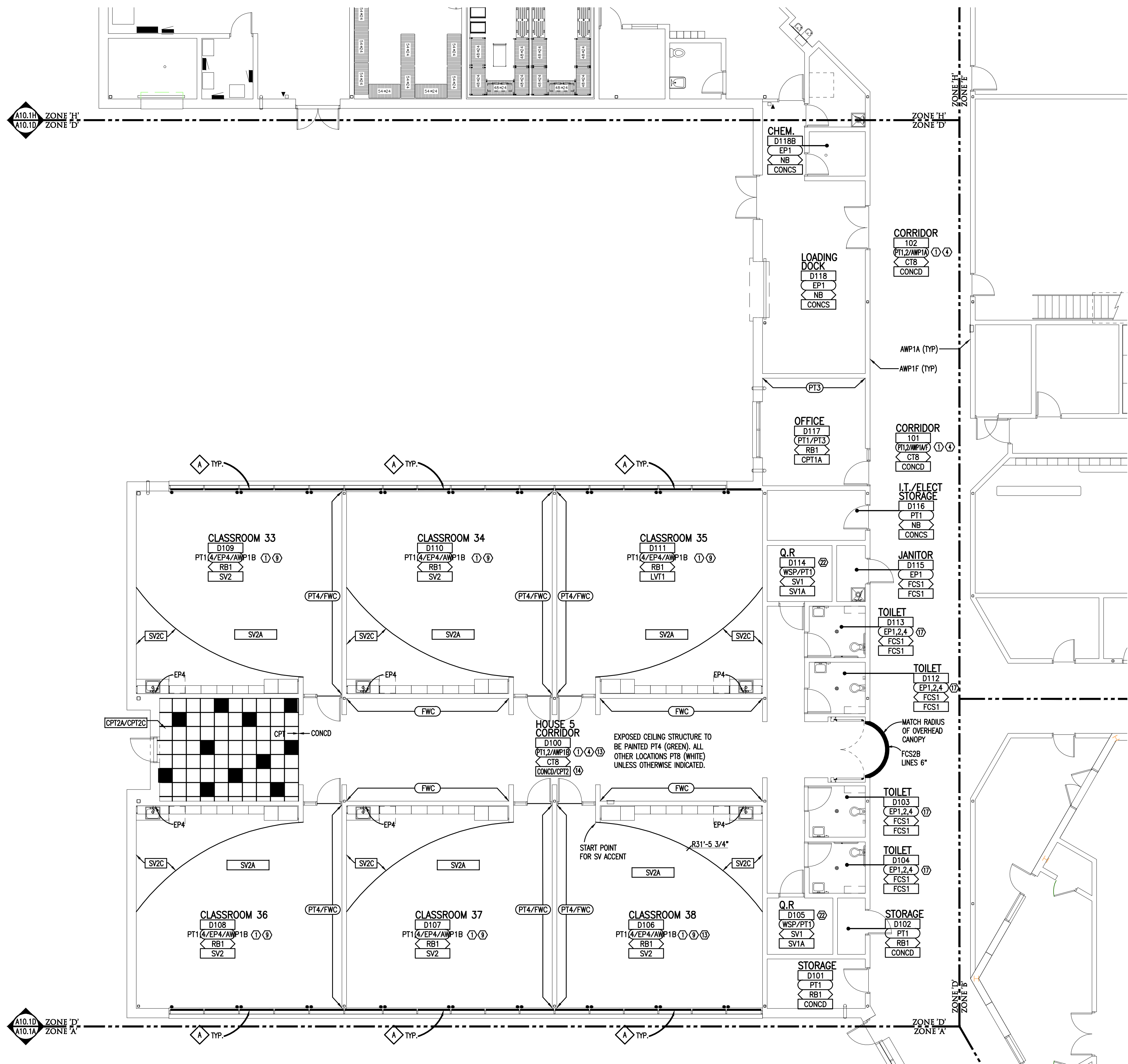
- 1 REFER TO INTERIOR ELEVATIONS FOR LOCATION, FINISH AND SIZE OF ACOUSTIC WALL PANELS (AWP1)
- 2 PER ALTERNATE NO. 7, FLOORING IN LOBBY TO BE CP12. COLORS AND PATTERN INDICATED ON DRAWING. BASE BID CONCO ONLY.
- 3 TYPICAL HOUSE ENTRY FLOOR COATING (FCS2) NOT SHOWN AT HOUSE 1 DUE TO ALTERNATE NO. 7. DECAL WILL BE ADDED IF BASE BID IS ACCEPTED.
- 4 EP2 TO BE APPLIED AS WAINSCOT UNLESS OTHERWISE NOTED. WAINSCOT SHALL BE EXPERT TO BOTTOM OF MAPLE CHAIRRAIL.
- 5 EP2 TO BE APPLIED AS WAINSCOT AROUND PERIMETER OF ROOM. WAINSCOT SHALL BE 6 MANSUARY COURSES AFT.
- 6 EP3 TO BE APPLIED AS ACCENT BAND AROUND PERIMETER OF ROOM. ACCENT BAND SHALL BE 2 MANSUARY COURSE HIGH, DIRECTLY ABOVE EP2CH.
- 7 PER ALTERNATE NO. 5, NEW DECK TIE AND BASE. TIE: BASE BID - PATON DECK TIE AND ADD BASE WITH CIG. PATCHING SHALL BE APPROXIMATELY 25% OF FLOOR AREA. DECKING SHALL BE SPECIFIED BY ARCHITECT.
- 8 LINE DEPTH SHALL BE EQUAL TO ADJACENT WING WALL. MAINTAIN SAME DEPTH THROUGH CORRIDOR.
- 9 EPOXY PAINT TO BE USED AS BACKSLASH.
- 10 CERAMIC TILE (CT9) TO BE USED AT ENTRANCE.
- 11 MAPLE PANELING AT STAGE FRONT.
- 12 CLEAR NON-SLIP COATINGS (FCS3) AT RAMP.
- 13 NOT USED
- 14 OPT2A FIELD TILE WITH ACENT TILE, RANDOMLY PLACED, AS INDICATED ON DRAWING. ACCENT COLOR VARIES PER JAM.
- 15 T X 6 HARDWOOD MAPLE TRIM ON HUSB AND HEAD OF OPENING.
- 16 CT2 AND CT3 AT SHOWER. REFER TO ELEVATION 13 (A7.1).
- 17 ACENT EP2 AND EP ACENT BAND ON ALL WALLS. REFER TO ELEVATIONS. ACENT BAND COLOR VARIES BY WALL.
- 18 CT2, CT3, CT3B, AND EP1 ON ONE WALL, AS INDICATED ON DRAWING. EP1 ON ALL REMAINING WALLS. REFER TO ELEVATIONS.
- 19 CERAMIC TILE ON WALL WALLS. REFER TO ELEVATIONS FOR PATTERN.
- 20 UNLESS OTHERWISE NOTED, ALL WALLS TO BE PAINTED P1, P12, AND P13. REFER TO ELEVATIONS (A7.1) FOR PAINT PATTERN.
- 21 CB5A AT DRINKING FOUNTAIN. TILE BETWEEN 744F CHAIRRAIL AND TOP OF BASE. TILE SHALL BE ON BACK WALL AND ADJACENT WING WALLS.
- 22 ALTERNATE B, SEAMLESS FLOOR AND WALL SAFETY PADDING. BASE AS LISTED ON A7.1A TIE.
- 23 UNLESS OTHERWISE NOTED, CERAMIC TILE (CT2/CT3) & EP1 ON ALL WALLS. EP1 744F TO CEILING. REFER TO ELEVATIONS.
- 24 ALL WALLS TO BE PAINTED AS FOLLOWS: EP2 (GREY) 744F. EP1 (WHITE) FROM 744F TO CEILING. EP3 (TEAL) ON ALL EXPOSED COLUMNS.
- 25 BACKSLOP AND BACKSTOP STRUCTURE TO BE PAINTED EP2 (GREY).

WINDOW TREATMENT LEGEND



- A** TYPE 'A' - MANUAL ROLLER SHADE WITH TRANSLUCENT FABRIC
- B** TYPE 'B' - MOTORIZED DUAL ROLLER SHADE WITH BLACK-OUT AND TRANSLUCENT FABRIC





BUILDING FINISH PLAN - ZONE 'D'

SCALE: 1/8" = 1'-0"

## FINISH LEGEND

ROOM TAGS	FINISH LEGEND
ROOM NAME AND NUMBER PLUS GENERAL ROOM FINISH INFORMATION. FINISH TAGS SHALL APPLY TO ALL LIKE MATERIALS WITHIN A ROOM (U.O.N.).	FINISH LEGEND IS GENERAL. REFER TO SPECIFICATIONS FOR SPECIFIC FINISH INFORMATION. MULTIPLE FINISH TYPES ARE DENOTED BY NUMBER FOLLOWING ABBREVIATION.
CLASSROOM 101 PT RB CPT	ROOM NAME ROOM NUMBER WALL FINISH (SEE BELOW) BASE (SEE BELOW) FLOOR FINISH (SEE BELOW)
	PT-P RB-RB CPT-P
	DENOTES PATTERN DETAIL
	REFER TO "SPECIFIC NOTES" BELOW
	PL-PLASTIC LAMINATE TYPE/COLOR (TAG APPLIES TO ALL CABINETS AND/OR COUNTERTOPS WITHIN THAT SPACE, U.O.N.)

## WALL FINISH ABBREVIATIONS

ACP	ACOUSTICAL PANEL
AMP	ACOUSTICAL WALL PANEL
CT	CERAMIC TILE
EP	EPOXY PAINT
EX	EXISTING (NO NEW FINISH)
FWC	FABRIC WALLCOVERING
MB	MARKERBOARD
PT	PAINT
WP	WOOD PANELING
WSP	WALL SAFETY PADS

## BASE FINISH ABBREVIATIONS

CT	CERAMIC TILE
EX	EXISTING (NO NEW FINISH)
NB	NO BASE, WALL FINISH EXTENDS TO FLOOR
RB	RESILIENT BASE
SV	SHEET VINYL (FLASHED COVE)
WD	WOOD BASE

## FLOOR FINISH ABBREVIATIONS

CONCD	CONCRETE - DECORATIVE/APPLIED FINISH
CONCS	CONCRETE - FIELD
CPT	CARPET
CT	CERAMIC TILE
FCS	FLOOR COATING SYSTEM
EX	EXISTING (NO NEW FINISH)
RSF	RESILIENT SPORT FLOORING
SV	SHEET VINYL
WD	HARDWOOD FLOORING

## GENERAL NOTES

- REFER TO REFLECTED CEILING PLANS FOR CEILING TYPES, HEIGHTS AND FINISH INFORMATION.
- AT CERAMIC TILE LOCATIONS, INSTALLER TO USE APPROPRIATE TROWEL TO ACCOMMODATE DIFFERENT TILE THICKNESSES.
- REFER TO STRUCTURAL DRAWINGS FOR DERESSED SLAB LOCATIONS, INDICATIVE OF MUSEET BEDS AT CERAMIC TILE. SLOPE MUSEET TO DRAINS. REFER TO ARCHITECTURAL DRAWINGS FOR DRAIN ELEVATIONS AND LOCATIONS.
- PROVIDE ANTI-FRACTURE MEMBRANE AT ALL THINSET CERAMIC FLOOR TILE LOCATIONS, UNLESS OTHERWISE NOTED.
- PROVIDE RESILIENT BASE AT TOE KICK OF ALL CASEWORK AND BEHIND ALL MOVABLE EQUIPMENT/APPLIANCES, WHEN SCHEDULED WITHIN A ROOM.
- ALL WALL MOUNTED MECHANICAL EQUIPMENT (DIFFUSERS, GRILLES, ETC.) AND ELECTRICAL EQUIPMENT (PANELS, ETC.) SHALL BE PAINTED TO MATCH THE ADJACENT WALL COLOR. REFER TO MECHANICAL AND ELECTRICAL DRAWINGS FOR QUANTITIES AND LOCATIONS.
- REFER TO SPEC. SECTION 012300 FOR COMPLETE LIST AND DESCRIPTION OF ALTERNATES.
- WHERE REMOVAL OR MODIFICATION TO A FINISH MATERIAL IS SHOWN, BUT NEW FINISHES ARE NOT SCHEDULED, PATCH AND REPAIR TO MATCH EXISTING FINISH CONDITION AS REQUIRED.
- PROVIDE APPROPRIATE TRANSITION STRIPS BETWEEN DISSIMILAR FLOORING MATERIALS AT VERTICAL AND/OR HORIZONTAL APPLICATIONS.
- CARPET EDGES SHALL BE CAPTURED BY NOSING. NOSING SHALL BE MITERED AT ALL OUTSIDE AND INSIDE CORNER CONDITIONS. ALL EDGES OF CARPET SHALL BE SEALED WITH A SEAM-SEALER.
- WHEN CARPET IS SPECIFIED WITHIN A ROOM, ALL EXPOSED VERTICAL SIDES OF STAIR SHALL BE CARPETED.

## SPECIFIC NOTES

- REFER TO INTERIOR ELEVATIONS FOR LOCATION, FINISH AND SIZE OF ACOUSTIC WALL PANELS (AWP1).
- PER ALTERNATE NO. 7, FLOORING IN LOBBY TO BE CPT2. COLORS AND PATTERN INDICATED ON DRAWING. BASE BID CONCD ONLY.
- TYPICAL HOUSE ENTRY FLOOR COATING (FCS2) NOT SHOWN AT HOUSE 1 DUE TO ALTERNATE NO. 7. DECAL WILL BE ADDED IF BASE BID IS ACCEPTED.
- EP2 TO BE APPLIED AS WANSCOT UNLESS OTHERWISE NOTED. WANSCOT SHALL BE 36.5" AFF TO BOTTOM OF MAPLE CHAIRRAIL.
- EP2 TO BE APPLIED AS WANSCOT AROUND PERIMETER OF ROOM. WANSCOT SHALL BE 6 MASONRY COURSES APT.
- EP3 TO BE APPLIED AS ACCENT BAND AROUND PERIMETER OF ROOM. ACCENT BAND SHALL BE 2 MASONRY COURSE HIGH, DIRECTLY ABOVE EP2 WANSCOT.
- PER ALTERNATE NO. 5, NEW DECK TILE AND BASE TILE. BASE BID - PATCH DECK TILE AND ADD BASE WITH CT6. PATCHING SHALL BE APPROXIMATELY 25% OF POOL DECK. LOCATIONS AND PATTERN DETERMINED BY ARCHITECT.
- LINE DEPTH SHALL BE EQUAL TO ADJACENT WING WALL. MAINTAIN SAME DEPTH THROUGHOUT CORRIDOR.
- EPOXY PAINT TO BE USED AT BACKSPLASH.
- CERAMIC TILE (CT9) TO BE USED AT BACKSPLASH.
- MAPLE PANELING AT STAGE FRONT
- CLEAR NON-SLIP COATING (FCS3) AT RAMP
- NOT USED
- CPT2A FIELD TILE WITH ACCENT TILE, RANDOMLY PLACED, AS INDICATED ON DRAWING. ACCENT COLOR VARIES PER HOUSE.
- 1" X 6" HARDWOOD MAPLE TRIM ON JAM AND HEAD OF OPENING
- CT2 AND CT3 AT SHOWER. REFER TO ELEVATION 13 (A7.1)
- EP1, EP2, AND EP ACCENT BAND ON ALL WALLS. REFER TO ELEVATIONS. ACCENT BAND COLOR VARIES BY HOUSE.
- CT2, CT3A, CT3B, AND EP1 ON ONE WALL, AS INDICATED ON DRAWING. EP1 ON ALL REMAINING WALLS. REFER TO ELEVATIONS.
- CERAMIC TILE ON WALL WALLS. REFER TO ELEVATIONS FOR PATTERN.
- UNLESS OTHERWISE INDICATED, ALL WALLS TO BE PAINTED PT1, PT2, AND PT3. REFER TO ELEVATIONS (A7.4) FOR PAINT PATTERN.
- CT9A AT DRINKING FOUNTAIN. TILE BETWEEN 7'4" AFF CHAIRRAIL AND TOP OF BASE. TILE SHALL BE ON BACK WALL AND ADJACENT WING WALLS.
- ALTERNATE 8, SEAMLESS FLOOR AND WALL SAFETY PADDING. BASE BID AS LISTED ON FINISH TAG.
- UNLESS OTHERWISE NOTED, CERAMIC TILE (CT2/CT3) & EP1 ON ALL WALLS. EP1 7'-4" AFF TO CEILING. REFER TO ELEVATIONS.
- ALL WALLS TO BE PAINTED AS FOLLOWS: EP2 (GREY) 7'-4" AFF. EP1 (WHITE) FROM 7'-4" AFF TO CEILING. EP3 (TEAL) ON ALL EXPOSED COLUMNS.
- BACKSTOP AND BACKSTOP STRUCTURE TO BE PAINTED EP2 (GREY)

## WINDOW TREATMENT LEGEND

	WINDOW TREATMENT
	CONTROL MECHANISM LOCATION
A	TYPE 'A' - MANUAL ROLLER SHADE WITH TRANSLUCENT FABRIC
B	TYPE 'B' - MOTORIZED DUAL ROLLER SHADE WITH BLACK-OUT AND TRANSLUCENT FABRIC



REGISTRATION SEAL

CONSULTANT

PROJECT TITLE


**New High Point School**

**Washtenaw Intermediate School District**

**1735 South Wagner Road  
Ann Arbor, Michigan**

DRAWING TITLE

**Building Finish Plan - Zone 'D'**



ISSUE DATES

05-27-2020	FOR CONSTRUCTION - BID PACK 3
05-01-2020	95% OWNER REVIEW
12-06-2019	DESIGN DEVELOPMENT

DATE ISSUED FOR:

DRAWN	smw
CHECKED	lcc
APPROVED	jje

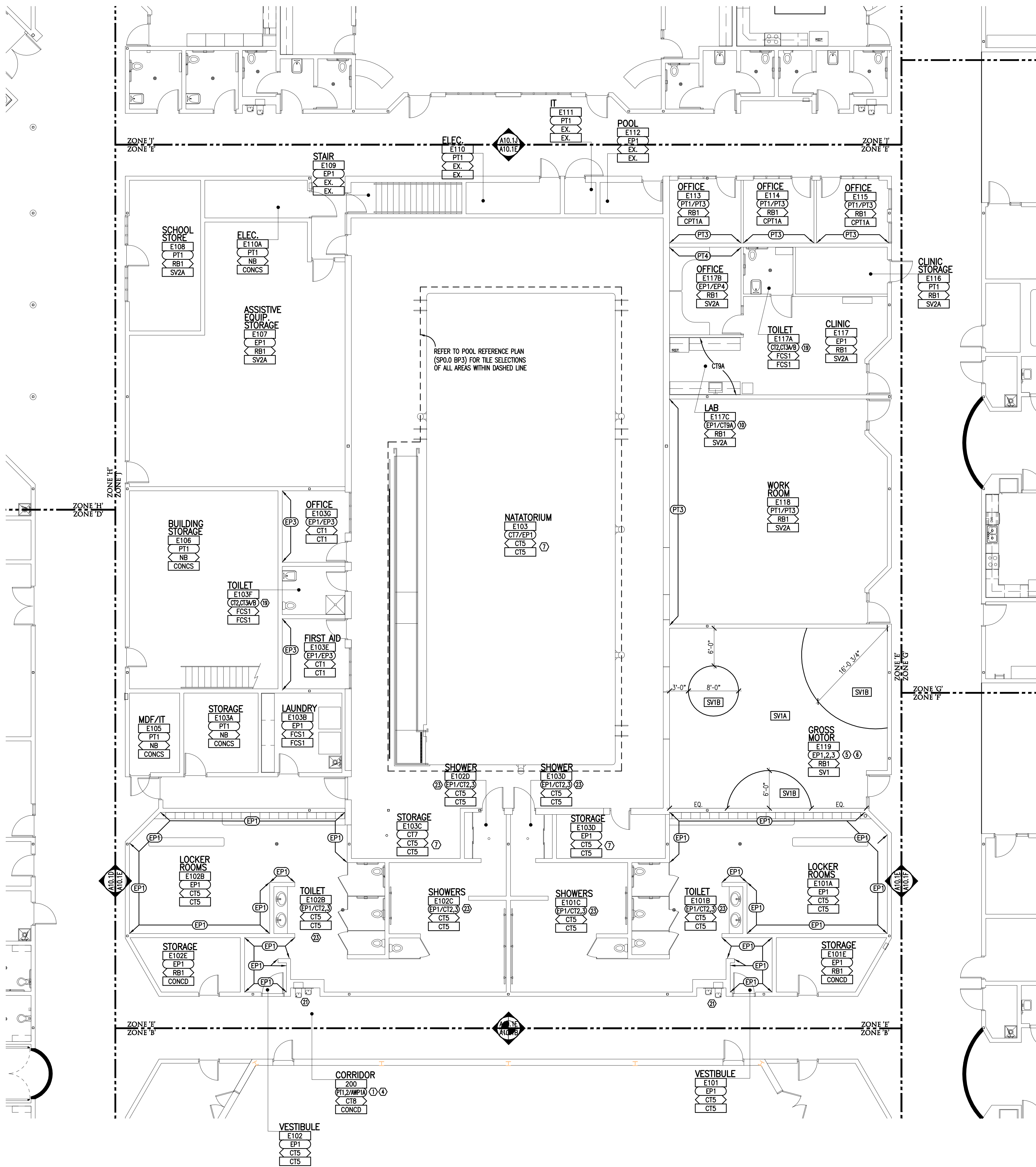
PROJECT NO.

**19040**


DRAWING NO.

**A10.1D-BP3**





FINISH LEGEND	
ROOM TAGS: ROOM NAME AND NUMBER PLUS GENERAL ROOM FINISH INFORMATION. FINISH TAGS SHALL APPLY TO ALL LIKE MATERIALS WITHIN A ROOM (U.O.N.).	FINISH LEGEND: FINISH LEGEND IS GENERAL. REFER TO SPECIFICATIONS FOR SPECIFIC FINISH INFORMATION. MULTIPLE FINISH TYPES ARE DENOTED BY NUMBER FOLLOWING ABBREVIATION.
CLASSROOM 101 PT RB CPT	ROOM NAME ROOM NUMBER WALL FINISH (SEE BELOW) BASE (SEE BELOW) FLOOR FINISH (SEE BELOW) PT-P RB CPT-P
DENOTES PATTERN DETAIL REFER TO "SPECIFIC NOTES" BELOW	
PL - PLASTIC LAMINATE TYPE/COLOR (TAG APPLIES TO ALL CABINETS AND/OR COUNTERTOPS WITHIN THAT SPACE, U.O.N.)	
WALL FINISH ABBREVIATIONS	
ACP AMP CT EP EX FMC MB PT WP WSP	ACOUSTICAL PANEL ACOUSTICAL WALL PANEL CERAMIC TILE EPOXY PAINT EXISTING (NO NEW FINISH) FABRIC WALLCOVERING MARKERBOARD PAINT WOOD PANELING WALL SAFETY PADS
BASE FINISH ABBREVIATIONS	
CT EX NB RB SV WD	CERAMIC TILE EXISTING (NO NEW FINISH) NO BASE, WALL FINISH EXTENDS TO FLOOR RESILIENT BASE SHEET VINYL (FLASHED COVE) WOOD BASE
FLOOR FINISH ABBREVIATIONS	
CONCD CONCS CPT CT FCS EX RSF SV WD	CONCRETE - DECORATIVE/APPLIED FINISH CONCRETE - FIELD CARPET CERAMIC TILE FLOOR COATING SYSTEM EXISTING (NO NEW FINISH) RESILIENT SPORT FLOORING SHEET VINYL HARDWOOD FLOORING
GENERAL NOTES	
1. REFER TO REFLECTED CEILING PLANS FOR CEILING TYPES, HEIGHTS AND FINISH INFORMATION. 2. AT CERAMIC TILE LOCATIONS, INSTALLER TO USE APPROPRIATE TROWEL TO ACCOMMODATE DIFFERENT TILE THICKNESSES. 3. REFER TO STRUCTURAL DRAWINGS FOR DEPRESSIONED SLAB LOCATIONS, INDICATIVE OF MUDSET BEDS AT CERAMIC TILE. SLOPE MUDSET TO DRAINS. REFER TO ARCHITECTURAL DRAWINGS FOR DRAIN ELEVATIONS AND LOCATIONS. 4. PROVIDE ANTI-FRACTURE MEMBRANE AT ALL THINSET CERAMIC FLOOR TILE LOCATIONS, UNLESS OTHERWISE NOTED. 5. PROVIDE RESILIENT BASE AT TOE KICK OF ALL CASEWORK AND BEHIND ALL MOVABLE EQUIPMENT/APPLIANCES, WHEN SCHEDULED WITHIN A ROOM. 6. ALL WALL MOUNTED MECHANICAL EQUIPMENT (DIFFUSERS, GRILLES, ETC.) AND ELECTRICAL EQUIPMENT (PANELS, ETC.) SHALL BE PAINTED TO MATCH THE ADJACENT WALL COLOR. REFER TO MECHANICAL AND ELECTRICAL DRAWINGS FOR QUANTITIES AND LOCATIONS. 7. REFER TO SPEC. SECTION 012300 FOR COMPLETE LIST AND DESCRIPTION OF ALTERNATES. 8. WHERE REMOVAL OR MODIFICATION TO A FINISH MATERIAL IS SHOWN, BUT NEW FINISHES ARE NOT SCHEDULED, PATCH AND REPAIR TO MATCH EXISTING FINISH CONDITION AS REQUIRED. 9. PROVIDE APPROPRIATE TRANSITION STRIPS BETWEEN DISSIMILAR FLOORING MATERIALS AT VERTICAL AND/OR HORIZONTAL APPLICATIONS. 10. CARPET EDGES SHALL BE CAPTURED BY NOSING. NOSING SHALL BE MITERED AT ALL OUTSIDE AND INSIDE CORNER CONDITIONS. ALL EDGES OF CARPET SHALL BE SEALED WITH A SEAM SEALER. 11. WHEN CARPET IS SPECIFIED WITHIN A ROOM, ALL EXPOSED VERTICAL SIDES OF STAIR SHALL BE CARPETED.	
SPECIFIC NOTES	
① REFER TO INTERIOR ELEVATIONS FOR LOCATION, FINISH AND SIZE OF ACOUSTIC WALL PANELS (AMP1) ② PER ALTERNATE NO. 7, FLOORING IN LOBBY TO BE CPT2. COLORS AND PATTERN INDICATED ON DRAWING. BASE BID CONCD ONLY. ③ TYPICAL HOUSE ENTRY FLOOR COATING (FCS2) NOT SHOWN AT HOUSE 1 DUE TO ALTERNATE NO. 7. DECAL WILL BE ADDED IF BASE BID IS ACCEPTED. ④ EP2 TO BE APPLIED AS WANSCOT UNLESS OTHERWISE NOTED. WANSCOT SHALL BE 36.5" AFF TO BOTTOM OF MAPLE CHAIRRAIL. ⑤ EP2 TO BE APPLIED AS WANSCOT AROUND PERIMETER OF ROOM. WANSCOT SHALL BE 6 MASONRY COURSES APT. ⑥ EP3 TO BE APPLIED AS ACCENT BAND AROUND PERIMETER OF ROOM. ACCENT BAND SHALL BE 2 MASONRY COURSE HIGH, DIRECTLY ABOVE EP2 WANSCOT. ⑦ PER ALTERNATE NO. 5, NEW DECK TILE AND BASE TILE. BASE BID - PATCH DECK TILE AND ADD BASE WITH CT6. PATCHING SHALL BE APPROXIMATELY 25% OF POOL DECK. LOCATIONS AND PATTERN DETERMINED BY ARCHITECT. ⑧ LINE DEPTH SHALL BE EQUAL TO ADJACENT WING WALL. MAINTAIN SAME DEPTH THROUGHOUT CORRIDOR. ⑨ EPOXY PAINT TO BE USED AT BACKSPLASH. ⑩ CERAMIC TILE (CT9) TO BE USED AT BACKSPLASH. ⑪ MAPLE PANELING AT STAGE FRONT ⑫ CLEAR NON-SLIP COATING (FCS3) AT RAMP ⑬ NOT USED ⑭ CPT2A FIELD TILE WITH ACCENT TILE, RANDOMLY PLACED, AS INDICATED ON DRAWING. ACCENT COLOR VARIES PER HOUSE. ⑮ 1" X 6" HARDWOOD MAPLE TRIM ON JAM AND HEAD OF OPENING ⑯ CT2 AND CT3 AT SHOWER. REFER TO ELEVATION 13 (A7.1) ⑰ EP1, EP2, AND EP ACCENT BAND ON ALL WALLS. REFER TO ELEVATIONS. ACCENT BAND COLOR VARIES BY HOUSE. ⑱ CT2, CT3A, CT3B, AND EP1 ON ONE WALL, AS INDICATED ON DRAWING. EP1 ON ALL REMAINING WALLS. REFER TO ELEVATIONS. ⑲ CERAMIC TILE ON WALL WALLS. REFER TO ELEVATIONS FOR PATTERN. ⑳ UNLESS OTHERWISE INDICATED, ALL WALLS TO BE PAINTED PT1, PT2, AND PT3. REFER TO ELEVATIONS (A7.4) FOR PAINT PATTERN. ㉑ CT9A AT DRINKING FOUNTAIN. TILE BETWEEN 7'-4" AFF CHAIRRAIL AND TOP OF BASE. TILE SHALL BE ON BACK WALL AND ADJACENT WING WALLS. ㉒ ALTERNATE B, SEAMLESS FLOOR AND WALL SAFETY PADDING. BASE BID AS LISTED ON FINISH TAG. ㉓ UNLESS OTHERWISE NOTED, CERAMIC TILE (CT2/CT3) & EP1 ON ALL WALLS. EP1 7'-4" AFF TO CEILING. REFER TO ELEVATIONS. ㉔ ALL WALLS TO BE PAINTED AS FOLLOWS: EP2 (GREY) 7'-4" AFF. EP1 (WHITE) FROM 7'-4" AFF TO CEILING. EP3 (TEAL) ON ALL EXPOSED COLUMNS. ㉕ BACKSTOP AND BACKSTOP STRUCTURE TO BE PAINTED EP2 (GREY)	
WINDOW TREATMENT LEGEND	
WINDOW TREATMENT CONTROL MECHANISM LOCATION	
A TYPE 'A' - MANUAL ROLLER SHADE WITH TRANSLUCENT FABRIC B TYPE 'B' - MOTORIZED DUAL ROLLER SHADE WITH BLACK-OUT AND TRANSLUCENT FABRIC	



**BUILDING FINISH PLAN - ZONE 'E'**  
SCALE: 1/8" = 1'-0"



REGISTRATION SEAL

CONSULTANT

PROJECT TITLE

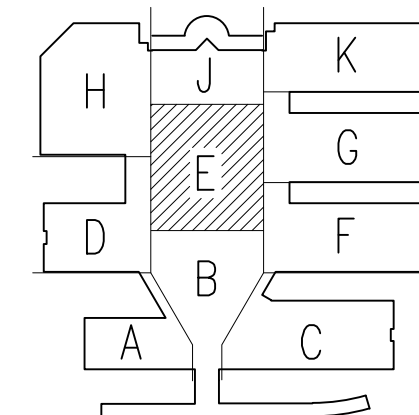
**New High Point School**

**Washtenaw Intermediate School District**

**1735 South Wagner Road  
Ann Arbor, Michigan**

DRAWING TITLE

**Building Finish Plan - Zone 'E'**



ISSUE DATES

05-27-2020	FOR CONSTRUCTION - BID PACK 3
05-01-2020	95% OWNER REVIEW
12-06-2019	DESIGN DEVELOPMENT

DATE ISSUED FOR:

DRAWN	smw
CHECKED	lcc
APPROVED	jje

PROJECT NO.

**19040**


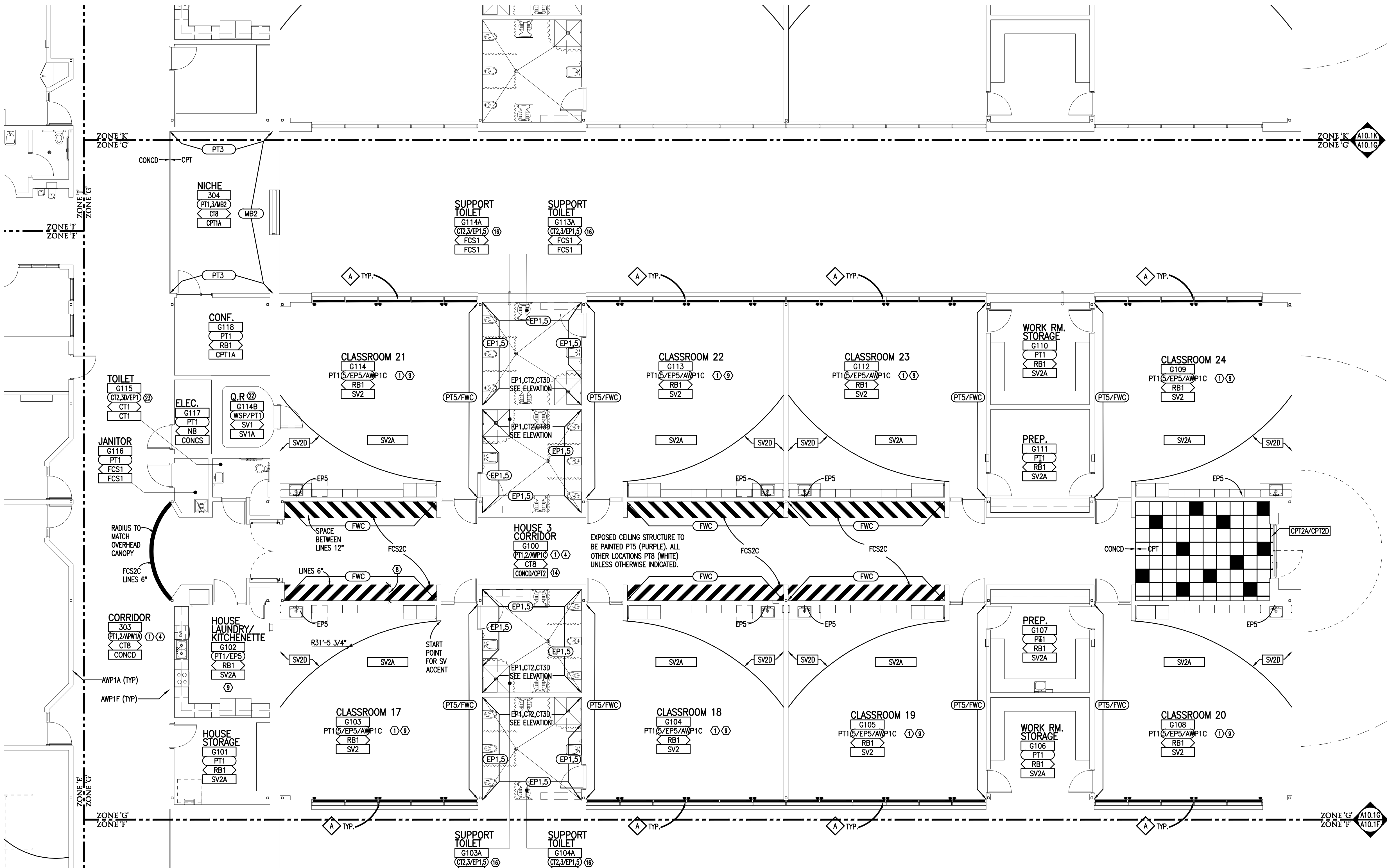
DRAWING NO.

**A10.1E-BP3**



	ARCHITECTURE T M P A R C H I T E C T U R E   I N C
	1191 WEST SQUARE LAKE ROAD BLOOMFIELD HILLS - MICHIGAN - 48302 PH - 248.338.4561 FX - 248.338.0223 EM - INFO@TMP-ARCHITECTURE.COM
	 <small>315 South Fourth Avenue Ann Arbor Michigan 48106 Telephone 313.763.8888 Fax 313.763.8889</small>
REGISTRATION SEAL	
CONSULTANT	
PROJECT TITLE	
<b>New High Point School</b>	
<b>Washtenaw Intermediate School District</b>	
<b>1735 South Wagner Road</b>	
<b>Ann Arbor, Michigan</b>	
DRAWING TITLE	
<b>Building Finish Plan - Zone 'F'</b>	
ISSUE DATES	
.	.
.	.
.	.
.	.
.	.
.	.
.	.
.	.
.	.
. 05-27-2020	. FOR CONSTRUCTION - BID PACK 3
. 05-01-2020	. 95% OWNER REVIEW
. 12-06-2019	. DESIGN DEVELOPMENT
DATE:	ISSUED FOR:
DRAWN smw	
CHECKED loc	
APPROVED jjc	
PROJECT NO.	
<b>19040</b>	
DRAWING NO.	
<b>A10.1F-BP3</b>	





BUILDING FINISH PLAN - ZONE 'G'

SCALE: 1/8" = 1'-0"

## FINISH LEGEND

ROOM TAGS	FINISH LEGEND
ROOM NAME AND NUMBER PLUS GENERAL ROOM FINISH INFORMATION. FINISH TAGS SHALL APPLY TO ALL LIKE MATERIALS WITHIN A ROOM (U.O.N.).	FINISH LEGEND IS GENERAL. REFER TO SPECIFICATIONS FOR SPECIFIC FINISH INFORMATION. MULTIPLE FINISH TYPES ARE DENOTED BY NUMBER FOLLOWING ABBREVIATION.
CLASSROOM 101 PT RB CPT	ROOM NAME ROOM NUMBER WALL FINISH (SEE BELOW) BASE (SEE BELOW) FLOOR FINISH (SEE BELOW)
	PT-P RB-RB CPT-P
	DENOTES PATTERN DETAIL
	REFER TO "SPECIFIC NOTES" BELOW
	PL-PLASTIC LAMINATE TYPE/COLOR (TAG APPLIES TO ALL CABINETS AND/OR COUNTERTOPS WITHIN THAT SPACE, U.O.N.)

## WALL FINISH ABBREVIATIONS

ACP	ACOUSTICAL PANEL
AMP	ACOUSTICAL WALL PANEL
CT	CERAMIC TILE
EP	EPOXY PAINT
EX	EXISTING (NO NEW FINISH)
FWC	FABRIC WALLCOVERING
MB	MARKERBOARD
PT	PANEL
WP	WOOD PANELING
WSP	WOOD SAFETY PADS

## BASE FINISH ABBREVIATIONS

CT	CERAMIC TILE
EX	EXISTING (NO NEW FINISH)
NB	NO BASE, WALL FINISH EXTENDS TO FLOOR
RB	RESILIENT BASE
SV	SHEET VINYL (FLASHED COVE)
WD	WOOD BASE

## FLOOR FINISH ABBREVIATIONS

CONCD	CONCRETE - DECORATIVE/APPLIED FINISH
CONCS	CONCRETE - FIELD
CPT	CARPET
CT	CERAMIC TILE
FCS	FLOOR COATING SYSTEM
EX	EXISTING (NO NEW FINISH)
RSF	RESILIENT SPURT FLOORING
SV	SHEET VINYL
WD	HARDWOOD FLOORING

## GENERAL NOTES

- REFER TO REFLECTED CEILING PLANS FOR CEILING TYPES, HEIGHTS AND FINISH INFORMATION.
- AT CERAMIC TILE LOCATIONS, INSTALLER TO USE APPROPRIATE TROWEL TO ACCOMMODATE DIFFERENT TILE THICKNESSES.
- REFER TO STRUCTURAL DRAWINGS FOR DEPRESSIONED SLAB LOCATIONS, INDICATING OF MAJEST BEDS AT CERAMIC TILE. SLOPE MUDSET TO DRAINS. REFER TO ARCHITECTURAL DRAWINGS FOR DRAIN ELEVATIONS AND LOCATIONS.
- PROVIDE ANTI-FRACTURE MEMBRANE AT ALL THINSET CERAMIC FLOOR TILE LOCATIONS, UNLESS OTHERWISE NOTED.
- PROVIDE RESILIENT BASE AT TOE KICK OF ALL CASEWORK AND BEHIND ALL MOVABLE EQUIPMENT/APPLIANCES, WHEN SCHEDULED WITHIN A ROOM.
- ALL WALL MOUNTED MECHANICAL EQUIPMENT (DIFFUSERS, GRILLES, ETC.) AND ELECTRICAL EQUIPMENT (PANELS, ETC.) SHALL BE PAINTED TO MATCH THE ADJACENT WALL COLOR. REFER TO MECHANICAL AND ELECTRICAL DRAWINGS FOR QUANTITIES AND LOCATIONS.
- REFER TO SPEC. SECTION 012300 FOR COMPLETE LIST AND DESCRIPTION OF ALTERNATES.
- WHERE REMOVAL OR MODIFICATION TO A FINISH MATERIAL IS SHOWN, BUT NEW FINISHES ARE NOT SCHEDULED, PATCH AND REPAIR TO MATCH EXISTING FINISH CONDITION AS REQUIRED.
- PROVIDE APPROPRIATE TRANSITION STRIPS BETWEEN DISSIMILAR FLOORING MATERIALS AT VERTICAL AND/OR HORIZONTAL APPLICATIONS.
- CARPET EDGES SHALL BE CAPTURED BY NOSING. NOSING SHALL BE MITERED AT ALL OUTSIDE AND INSIDE CORNER CONDITIONS. ALL EDGES OF CARPET SHALL BE SEALED WITH A SEAM-SEALER.
- WHEN CARPET IS SPECIFIED WITHIN A ROOM, ALL EXPOSED VERTICAL SIDES OF STAIR SHALL BE CARPETED.

## SPECIFIC NOTES

- REFER TO INTERIOR ELEVATIONS FOR LOCATION, FINISH AND SIZE OF ACOUSTIC WALL PANELS (AMP1).
- PER ALTERNATE NO. 7, FLOORING IN LOBBY TO BE CPT2. COLORS AND PATTERN INDICATED ON DRAWING. BASE BID CONCD ONLY.
- TYPICAL HOUSE ENTRY FLOOR COATING (FCS2) NOT SHOWN AT HOUSE 1 DUE TO ALTERNATE NO. 7. DECAL WILL BE ADDED IF BASE BID IS ACCEPTED.
- EP2 TO BE APPLIED AS WANSKOT UNLESS OTHERWISE NOTED. WANSKOT SHALL BE 36.5" AFF TO BOTTOM OF MAPLE CHAIRRAIL.
- EP2 TO BE APPLIED AS WANSKOT AROUND PERIMETER OF ROOM. WANSKOT SHALL BE 6" MASONRY COURSES APT.
- EP3 TO BE APPLIED AS ACCENT BAND AROUND PERIMETER OF ROOM. ACCENT BAND SHALL BE 2" MASONRY COURSE HIGH, DIRECTLY ABOVE EP2 WANSKOT.
- PER ALTERNATE NO. 5, NEW DECK TILE AND BASE TILE, BASE BID - PATCH DECK TILE AND ADD BASE WITH CT6. PATCHING SHALL BE APPROXIMATELY 25% OF POOL DECK, LOCATIONS AND PATTERN DETERMINED BY ARCHITECT.
- LINE DEPTH SHALL BE EQUAL TO ADJACENT WING WALL. MAINTAIN SAME DEPTH THROUGHOUT CORRIDOR.
- EPOXY PAINT TO BE USED AT BACKSPLASH.
- CERAMIC TILE (CT9) TO BE USED AT BACKSPLASH.
- MAPLE PANELING AT STAGE FRONT
- CLEAR NON-SLIP COATING (FCS3) AT RAMP
- NOT USED
- CPT2A FIELD TILE WITH ACCENT TILE, RANDOMLY PLACED, AS INDICATED ON DRAWING. ACCENT COLOR VARIES PER HOUSE.
- 1" X 6" HARDWOOD MAPLE TRIM ON JAM AND HEAD OF OPENING
- CT2 AND CT3 AT SHOWER. REFER TO ELEVATION 13 (A7.1)
- EP1, EP2, AND EP ACCENT BAND ON ALL WALLS. REFER TO ELEVATIONS. ACCENT BAND COLOR VARIES BY HOUSE.
- CT2, CT3A, CT3B, AND EP1 ON ONE WALL, AS INDICATED ON DRAWING. EP1 ON ALL REMAINING WALLS. REFER TO ELEVATIONS.
- CERAMIC TILE ON WALL WALLS. REFER TO ELEVATIONS FOR PATTERN.
- UNLESS OTHERWISE INDICATED, ALL WALLS TO BE PAINTED PT1, PT2, AND PT3. REFER TO ELEVATIONS (A7.4) FOR PAINT PATTERN.
- CT9A AT DRINKING FOUNTAIN. TILE BETWEEN 7"4" AFF CHAIRRAIL AND TOP OF BASE. TILE SHALL BE ON BACK WALL AND ADJACENT WING WALLS.
- ALTERNATE 8, SEAMLESS FLOOR AND WALL SAFETY PADDING. BASE BID AS LISTED ON FINISH TAG.
- UNLESS OTHERWISE NOTED, CERAMIC TILE (CT2/CT3) & EP1 ON ALL WALLS. EP1 7"4" AFF TO CEILING. REFER TO ELEVATIONS.
- ALL WALLS TO BE PAINTED AS FOLLOWS: EP2 (GREY) 7"4" AFF, EP1 (WHITE) FROM 7"4" AFF TO CEILING, EP3 (TEAL) ON ALL EXPOSED COLUMNS.
- BACKSTOP AND BACKSTOP STRUCTURE TO BE PAINTED EP2 (GREY)

## WINDOW TREATMENT LEGEND

	WINDOW TREATMENT
	CONTROL MECHANISM LOCATION
A	TYPE 'A' - MANUAL ROLLER SHADE WITH TRANSLUCENT FABRIC
B	TYPE 'B' - MOTORIZED DUAL ROLLER SHADE WITH BLACK-OUT AND TRANSLUCENT FABRIC



REGISTRATION SEAL

CONSULTANT

PROJECT TITLE

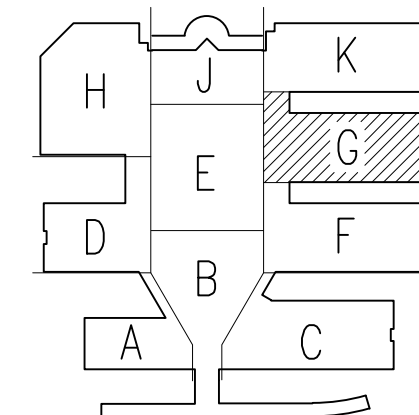
New High Point School

Washtenaw Intermediate School District

1735 South Wagner Road  
Ann Arbor, Michigan

DRAWING TITLE

Building Finish Plan - Zone 'G'



ISSUE DATES

DATE	ISSUED FOR:
05-27-2020	FOR CONSTRUCTION - BID PACK 3
05-01-2020	95% OWNER REVIEW
12-06-2019	DESIGN DEVELOPMENT

DRAWN	smw
CHECKED	lcc
APPROVED	jje

PROJECT NO.

19040

DRAWING NO.

A10.1G-BP3







**A** TYPE 'A' - MANUAL ROLLER SHADE WITH TRANSLUCENT FABRIC

**B** TYPE 'B' - MOTORIZED DUAL ROLLER SHADE WITH BLACK-OUT AND TRANSLUCENT FABRIC





