ARCHITECTURE

T M P ARCHITECTURE I N C
1191 WEST SQUARE LAKE ROAD · BLOOMFIELD HILLS · MICHIGAN · 48302
PH · 248.338.4561 FX · 248.338.0223 EM · INFO @TMP-ARCHITECTURE.COM

TRANSPORTATION BUILDING REMODELING
PLYMOUTH-CANTON COMMUNITY SCHOOLS

PLYMOUTH, MI 48170

PROJECT NUMBER 13090E

CONSTRUCTION DOCUMENTS - BID PACKAGE NO. 9

LIST OF DRAWINGS

GENERAL INFORMATION

TS.1 COVER SHEET
TG.1 GENERAL INFORMATION

ARCHITECTURAL

AC.1 COMPOSITE ROOF PLAN & ROOF DETAILS

PROJECT DATA:

LOCATION MAP

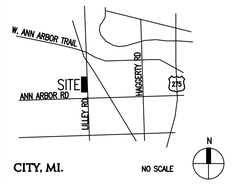

CITY, MI. NO SCALE

ADDRESS: PLYMOUTH-CANTON TRANSPORTATION
1024 S MILL ST.
PLYMOUTH, MI 48170

BUILDING:

BUILDING AREA(S) = 8,965 SQ. FT. (EXISTING)

CODE:

GOVERNING CODES :

- 2012 MICHIGAN BUILDING CODE
- 2012 MICHIGAN PLUMBING CODE
- 2012 MICHIGAN MECHANICAL CODE
- 2009 MICHIGAN UNIFORM ENERGY CODE (ANSI/ASHRAE/IESNA Standard 90.1-2007)
- 2011 MICHIGAN ELECTRICAL RULES (2011 NEC, plus Part 8 Rules)
- 2010 MICHIGAN ELEVATOR RULES (ASME A17.1-2010, ASME A18.1-2011)
- MICHIGAN BARRIER FREE CODE (Michigan Building Code 2012 and ICC A117.1-2009)
- 2013 MICHIGAN BOILER CODE RULES (ASME Boiler and Pressure Vessel Code, 2010 edition, plus 2011a addenda) (National Board Inspection Code [NBIC], 2011 edition)

CONSTRUCTION CLASSIFICATION :

USE GROUP CLASSIFICATION :

DATE	ISSUED FOR:
01-19-17	BIDS
01-13-17	95% REVIEW

LICENSEE'S STATEMENT:

This Document has been prepared under the supervision of the Architect, as the person in Responsible Charge with the firm of TMP ARCHITECTURE, INC. An original embossed or rubber stamp seal and original signature of the Architect is required and shall be affixed to any copy of this Document submitted to a governmental agency for approval or record. This is in conformance with the State of Michigan's PA 299, Article 20 and the General Rules of the Board of Architects.

The Architect's seal provided hereon does not take responsibility for certain portions of the Documentation or project requiring the services of a licensed Professional Engineer or other design professional. An original embossed or rubber stamp seal and original signature of the Professional Engineer is required and shall be affixed to any copy of this or other Document submitted to a governmental agency for approval or record. The engineering firms associated with this document are listed above as Consultants.

REGISTRATION SEALS

COPYRIGHT

© The "architectural work" displayed on these documents is owned exclusively by TMP Architecture, Inc. and may not be used for any purpose without their involvement or express written consent.

PROJECT TITLE
transportation Remodeling

PROJECT NO.
13090E

DRAWING NO.
TS.1

Drawing File: G:\corp\2013\tmpa\13090e\13090e_cd\13090E_TS1.dwg
Jan 19, 2017 - 4:45pm

ABBREVIATIONS

A

ABV.	ABOVE
A.F.F.	ABOVE FINISH FLOOR
A.R.F.	ABOVE REFERENCE FLOOR
ABR.	ABRASIVE
ABS.	ABSORBING
ACC.	ACCESS
ACC. PNL	ACCESS PANEL
AC.	ACOUSTIC/ACOUSTICAL
ACT	ACOUSTIC TILE
AC. INSUL.	ACOUSTIC INSULATION
ADD.	ADDENDUM
ADDN.	ADDITION
ADDNL.	ADDITIONAL
ADH.	ADHESIVE
ADJ.	ADJUSTIBLE
AGGR.	AGGREGATE
A.C.B.	AIR CIRCUIT BREAKER
A/C	AIR CONDITIONING
A.C.C.	AIR CONDITIONING COMPRESSOR
A.C.U.	AIR CONDITIONING UNIT
A.H.U.	AIR HANDLING UNIT
ALT.	ALTERNATE
ALUM./AL	ALUMINUM
AMT	AMOUNT
AMP	AMPHERE
AMPL.	AMPLIFIER
ANCH.	ANCHOR
A.B.	ANCHOR BOLT
&	AND
ANG./ L or ∠	ANGLE
ANOD.	ANODIZED
APT.	APARTMENT
APPR.	APPROVED
APPROX.	APPROXIMATE
ARCH.	ARCHITECT/ARCHITECTURAL
A–	ARCHITECTURAL DRAWING–NO.
A.T.	ASH TRAY
ATM	AUTOMATIC TELLER MACHINE
ASPH.	ASPHALT
ASSY.	ASSEMBLY
@	AT
AUTO.	AUTOMATIC
A.S.R.	AUTOMATIC SPRINKLER RISER
AUX.	AUXILIARY
AVG.	AVERAGE

B

B/B	BACK–TO–BACK
B.F.P.	BACK FLOW PREVENTER
B.D.D.	BACK DRAFT DAMPER
B.F.	BARRIER FREE
B.B.R.	BASE BOARD RADIATION
B.PL	BASE PLATE
BSMT	BASEMENT
B.	BATH ROOM
BM	BEAM
B/C	BACK OF CURB
BRG	BEARING
B.R.	BEDROOM
B.M.	BENCH MARK
BT	BENT
BETW.	BETWEEN
BEV.	BEVEL
BIT.	BITUMINOUS
B.I.	BLACK–IRON
BLK	BLOCK
BLKG	BLOCKING
BD	BOARD
BLR	BOILER
BLR. F.	BOILER FEED
BLR. H.	BOILER HOUSE
BK. SH.	BOOK SHELVES
B.S.	BOTH SIDES
B.W.	BOTH WAYS
BOT.	BOTTOM
BOT. EL.	BOTTOM ELEVATION
BLVD	BOULEVARD
BDRY	BOUNDARY
BRKT	BRACKET
BR.	BRASS
BRKR	BREAKER
BRK	BRICK
BTU	BRITISH THERMAL UNIT
BRZ	BRONZE
BLDG.	BUILDING
B.L.	BUILDING LINE
B.U.R.	BUILT–UP ROOFING
B.N.	BULLNOSE
BLKD	BULKHEAD
BULL.	BULLETIN
B.A.	BURGLAR ALARM
BUZZ.	BUZZER

C

CAB.	CABINET
C.U.H.	CABINET UNIT HEATER
CAP.	CAPACITY
CPT	CARPET
C.R.S.	CARPET REDUCER STRIP
CSMT	CASMENT
CSWRK	CASEWORK
CSG	CASING
C.I.	CAST IRON
C.I.F.	CAST IRON FRAME
C.I.P.	CAST IRON PIPE/CAST–IN–PLACE
CSTG	CASTING
CAT. NO.	CATALOG NUMBER
C.B.	CATCH BASIN
CLG.	CEILING
C.D.	CEILING DIFFUSER
CLG. HT.	CEILING HEIGHT
CEM.	CEMENT
CEM. PLAS.	CEMENT PLASTER
CTR	CENTER
℄	CENTERLINE
C/C	CENTER–TO–CENTER
CER.	CERAMIC
C.T.	CERAMIC TILE
C.BD.	CHALKBOARD
CHAM.	CHAMFER
CHG.	CHANGE
CHAN. or [	CHANNEL
CHKD. PL.	CHECKERED PLATE
CHWR	CHILLED WATER RETURN
CHWS	CHILLED WATER SUPPLY
CHD	CHORD
CIRCUM.	CIRCUMFERENCE
CIR.	CIRCLE/CIRCULAR
CIRC.	CIRCUIT
C.BR	CIRCUIT BREAKER
C–	CIVIL DRAWING–NO.
CL.	CLASS
CLRM	CLASSROOM
C.O.	CLEAN OUT
CLR	CLEAR
CLR GL	CLEAR GLASS
CLR W.GL	CLEAR WIRE GLASS
CL.	CLOSET
CLO.	CLOSURE
C.CL.	COAT CLOSET
COEF.	COEFFICIENT
CW	COLD WATER
COL.	COLUMN
CO.	COMPANY
COMPT.	COMPARTMENT
COMPO.	COMPOSITION
CA	COMPRESSED AIR
COMPR.	COMPRESSOR
CONC.	CONCRETE
C.M.U.	CONCRETE MASONRY UNIT
CWR	CONDENSING WATER RETURN
CWS	CONDENSING WATER SUPPLY
COND.	CONDUIT
CONF.	CONFERENCE
CONN.	CONNECT
CONST.	CONSTRUCTION
C.J.	CONTROL JOINT
CONT.	CONTINUE/CONTINUOUS
CONTR.	CONTRACTOR
C.P.	CONTROL PANEL
CONV.	CONVECTOR
CNVYR	CONVEYOR
COR.	CORNER
C.G.	CORNER GUARD
CORR.	CORRIDOR/CORRUGATED
CPR	COPPER
CNTR	COUNTER
CTSK	COUNTERSINK
CRS.	COURSE
COV.	COVER
COV. PL.	COVER PLATE
C.C.T.	CUBICAL CURTAIN TRACK
CU.FT.	CUBIC FEET/ CUBIC FOOT
CFM	CUBIC FEET PER MINUTE
CY	CUBIC YARD
CULV.	CULVERT
C.D.	CUP DISPENSER
CYL.	CYLINDER
CYC.	CYCLES

D

DMPR	DAMPER
DMPFG	DAMPPROOFING
D.L.	DEAD LOAD
DB	DECIBLE
D.	DEEP
DWG.	DRAWING
DMT. PARTN	DEMOUNTABLE PARTITION
DEPT.	DEPARTMENT
DEPR.	DEPRESSED
DES.	DESIGN
DET.	DETAIL
D.E. CO.	DETROIT EDISON COMPANY
DIAG.	DIAGONAL
DGM	DIAGRAM
DIA.	DIAMETER
DIFF.	DIFFUSER
DIM.	DIMENSION
D.R.	DINING ROOM
DIR.	DIRECTORY
DISC.	DISCONNECT
DISCONT.	DISCONTINUOUS
DW	DISHWASHER
DISP.	DISPENSER
DIST.	DISTANCE
D.P.	DISTRIBUTION PANEL
DO	DITTO (DO OVER)
DIV.	DIVIDER/DIVISION
DR.	DOOR
D.O.	DOOR OPENING
DR. OP.	DOOR OPERATOR
DBL.	DOUBLE
D.A.	DOUBLE ACTING
D.H.	DOUBLE HUNG
DWL.	DOWEL
DN	DOWN
D.S.	DOWNSPOUT
DRN	DRAIN
D.T.	DRAIN TILE
D.T.C.	DRAIN TILE CONNECTOR
DWR	DRAWER
DWG	DRAWING
D.F.	DRINKING FOUNTAIN
D.B.	DRY BULB
D.S.P.	DRY STAND PIPE
DBWTR	DUMBWAITER
DUP.	DUPLICATE
D.DR.	DUTCH DOOR

E

EA	EACH
E.F.	EACH FACE
E.W.	EACH WAY
E	EAST
E.I.F.S.	EXTERIOR INSULATION FINISH SYSTEM
ELAST.	ELASTOMERIC
ELAST. FLASH.	ELASTOMERIC FLASHING
ELAST. W.P.	ELASTOMERIC WATERPROOFING
E.S.R.	ELASTOMERIC SHEET ROOFING
ELEC.	ELECTRIC/ELECTRICAL
ELEC. CL.	ELECTRICAL CLOSET
ELEC. CAB.	ELECTRICAL CABINET
E.C.	ELECTRICAL CONTRACTOR
E–	ELECTRICAL DRAWING–NO.
E.P.	ELECTRICAL PANEL
EWC	ELECTRIC WATER COOLER
ELEC. OPER.	ELECTRICALLY OPERATED
EL.	ELEVATION
ELEV.	ELEVATOR
EMERG.	EMERGENCY
ENCL.	ENCLOSURE
ENGR	ENGINEER
E/E	END–TO–END
ENTR.	ENTRANCE/ENTRY
EP.	EPOXY
EPDM	ETHYLENE PROPYLENE DIENE MONOMER
EQ.	EQUAL
EQUIP.	EQUIPMENT
EQUIV.	EQUIVALENT
ESC.	ESCALATOR
EST.	ESTIMATE
EXC.	EXCAVATED
EXH.	EXHAUST
E.D.	EXHAUST DUCT
E.F.	EXHAUST FAN
E.G.	EXHAUST GRILLE
E.R.	EXHAUST REGISTER
EXIST.	EXISTING
EXP.	EXPANSION
EXP.B.	EXPANSION BOLT
E.J.	EXPANSION JOINT
EXPL.P.	EXPLOSION PROOF
EXP'D	EXPOSED
EXT'N	EXTENSION
EXT.	EXTERIOR
E.I.F.S.	EXTERIOR INSULATION FINISH SYSTEM
E.H.	EXTRA HEAVY
EXTR.	EXTRUDED
E.S.P.	EXTERNAL STATIC PRESSURE

F

FAB.	FABRICATED/FABRIC
F/F	FACE–TO–FACE
F. FIN.	FACTORY FINISH
F.C.U.	FAN COIL UNIT
F.S.	FAR SIDE
FAS.	FASTENER
FDR	FEEDER
FT or '	FEET/FOOT
FPM	FEET PER MINUTE
FN	FENCE
F.BD.	FORM BOARD
FIG.	FIGURE
FIN.	FINISH/FINISHED
FIN. FLR/F.F.	FINISH FLOOR
F.T.R.	FINNED TUBE RADIATION
F.A.	FIRE ALARM
F.A.C.P.	FIRE ALARM CONTROL PANEL
F. BRK	FIRE BRICK
F.D.	FIRE DAMPER
F.E.	FIRE EXTINGUISHER
F.E.C.	FIRE EXTINGUISHER CABINET
F.H.C.	FIRE HOSE CABINET
F.H.	FIRE HYDRANT
F.L.	FIRE LINE
F.R.	FIRE RETARDANT/FIRE RATED
F.R.T.WD	FIRE RETARDANT TREATED WOOD
F.V.C.	FIRE VALVE CABINET
FP.	FIREPLACE
FPRFG.	FIREPROOFING
FIXT.	FIXTURE
FLASH.	FLASHING
FHMS	FLAT HEAD MACHINE SCREW
FHWS	FLAT HEAD WOOD SCREW
F.C.	FLEXIBLE CONNECTION
FLR	FLOOR
F.C.O.	FLOOR CLEAN OUT
F.D.	FLOOR DRAIN
FLR. FIN.	FLOOR FINISH
FLUOR.	FLUORESCENT
FLDG	FOLDING
FTG	FOOTING
FM. BD	FORMBOARD
FDN	FOUNDATION
FR.	FRAME
FR/COV.	FRAME AND COVER
FRMG	FRAMING
FRZR	FREEZER
F.S.	FULL SIZE
FURN.	FURNISH/FURNISHED
FURR.	FURRING/FURRED
FUT.	FUTURE

G

GA.	GAUGE
GAL.	GALLON
GPH	GALLONS PER HOUR
GPM	GALLONS PER MINUTE
GALV.	GALVANIZED
GALV. I.	GALVANIZED IRON
G	GAS
GSKT	GASKET
G.V.& B.	GATE VALVE AND BOX
GEN'L.	GENERAL
GL.	GLASS
GLZ	GLAZING
G.H.T.	GLAZED HOLLOW TILE
G.B.	GRAB BAR
GR.	GRADE/GRILLE
GB	GRADE BEAM
GRAT.	GRATING
G.L.	GRID LINE
GRN	GRANITE
G.S.	GREASE SEPARATOR
G.T.	GREASE TRAP
GND	GROUND
G.F.I.	GROUND FAULT INTERRUPTOR
GT	GROUT
G.	GUTTER ELEVATION
GYP.	GYPSUM
GYP.BD.	GYPSUM BOARD

H

HNDCP	HANDICAPPED
H.R.	HANDRAIL
H.BD	HARDBOARD
HDWE	HARDWARE
HDWD	HARDWOOD
HD	HEAD
HDR	HEADER
H.A. GL.	HEAT ABSORBING GLASS
H.R.U.	HEAT RECOVERY UNIT
HTR	HEATER
HTG	HEATING
H/V	HEATING AND VENTILATING
H.V.A.C.	HEATING, VENTILATING AND AIR CONDITIONING
HHWR	HEATING HOT WATER SUPPLY
HHWS	HEATING HOT WATER RETURN
HGT	HEIGHT
HEX.	HEXAGON
H.	HIGH
H.I.D.	HIGH INTENSITY DISCHARGE
H.P.	HIGH POINT
H.PR.	HIGH PRESSURE
H.S.	HIGH STRENGTH
H.S.B.	HIGH STRENGTH BOLT
H.V.	HIGH VOLTAGE
HWY	HIGHWAY
HSTWY	HOISTWAY
H.C.	HOLLOW CORE
H.M.	HOLLOW METAL
HNYCB	HONEYCOMB
HK	HOOK
HORIZ.	HORIZONTAL
HP	HORSEPOWER
H.B.	HOSE BIBB
H.S.P.	HOSE STAND PIPE
H.V.C.	HOSE VALVE CABINET
HOSP.	HOSPITAL
H.W.	HOT WATER
HWR	HOT WATER RETURN
HWS	HOT WATER SUPPLY
HR.	HOUR
H.O.	HUB OUTLET
HYD.	HYDRANT/HYDRAULIC
H	HYDROGEN

I

I.D.	IDENTIFICATION
INCAND.	INCANDESCENT
IN. or "	INCH/INCHES
INCIN.	INCINERATOR
INCL.	INCLUDE/INCLUDING
I.W.	INDIRECT WASTE
INFO.	INFORMATION
I.D.	INSIDE DIAMETER
I.F.	INSIDE FACE
INST'L.	INSTALL/INSTALLATION
INSUL.	INSULATE/INSULATION
INT.	INTERIOR
INTER.	INTERMEDIATE
INV.	INVERT
I.E.	INVERT ELEVATION

J

J.C.	JANITOR CLOSET
JT	JOINT
JST	JOIST
J.B.	JUNCTION BOX
JR	JUNIOR

K

K.P.	KICK PLATE
KV	KILOVOLT
KVA	KILOVOLT AMPHERE
KW	KILOWATT
K	KIP (1000#)
KIT.	KITCHEN
K.S.	KNEE SPACE
K.D.	KNOCK DOWN
K.O.P.	KNOCK–OUT PANEL

L

LBL.	LABEL
LAB.	LABORATORY
LAD.	LADDER
L.B.	LAG BOLT
LAM.	LAMINATE/LAMINATED
LDG	LANDING
L–	LANDSCAPE DRAWING–NO.
LGE	LARGE
LDRY	LAUNDRY
LAV.	LAVATORY
L.H.	LEFT HAND
L.H.R.B.	LEFT HAND REVERSE BEVEL
LGTH	LENGTH
LEV.	LEVEL
LIB.	LIBRARY
LT.	LIGHT
LPRF	LIGHTPROOF
LTG	LIGHTING
L.P.	LIGHTING PANEL
L.R.P.	LIGHTING RECEPTACLE PANEL
LTWT	LIGHTWEIGHT
LTWT. CONC.	LIGHTWEIGHT CONCRETE
LMS	LIMESTONE
LTL	LINTEL
LIN. DIFF.	LINEAR DIFFUSER
L.F.	LINEAR FEET/FOOT
LIQ	LIQUID
LPG	LIQUID PROPANE GAS
L.P.G.	LIQUID PETROLEUM GAS
L.L.	LIVE LOAD
L.R.	LIVING ROOM
LOC.	LOCATION
LKR	LOCKER
LG	LONG
L.L.H.	LONG LEG HORIZONTAL
L.L.V.	LONG LEG VERTICAL
LVR	LOUVER
L.O.	LOUVER OPENING
L.P.	LOW POINT
L.PR.	LOW PRESSURE
LBR	LUMBER
LBS. or #	POUNDS

M

MACH.	MACHINE
M.B.	MACHINE BOLT
MACH. RM	MACHINE ROOM
M.A.U.	MAKE–UP AIR UNIT
M.D.P.	MAIN DISTRIBUTION PANEL
M.S.B.	MAIN SWITCH BOARD
MAINT.	MAINTENANCE
MH.	MANHOLE
MFR	MANUFACTURER
MAR.	MARBLE
MK	MARK
MAS.	MASONRY
M.O.	MASONRY OPENING
MATL	MATERIAL
MAX.	MAXIMUM
MECH.	MECHANICAL
M–	MECHANICAL DRAWING–NO.
M.C.	MEDICINE CABINET
MED.	MEDIUM
MEMB.	MEMBRANE
MET.	METAL
M.D.S.	METAL DIVIDER STRIP
M.E.S.	METAL EDGE STRIP
M.L.	METAL LATH
M.L.& PLAS.	METAL LATH AND PLASTER
M.T.	METAL THRESHOLD
MET. W.P.	METALLIC WATERPROOFING
MEZZ.	MEZZANINE
MDOT	MICHIGAN DEPARTMENT OF TRANSPORTATION
MWK	MILLWORK
MIN.	MINIMUM
MIR.	MIRROR
M.& S.	MIRROR AND SHELF
MISC.	MISCELLANEOUS
M.I.	MISCELLANEOUS IRON
MOD.	MODEL
MON.	MONUMENT
M.S.& S.	MOP STRIP AND SHELF
M.O.D.	MOTOR OPERATED DAMPER
MLDG	MOULDING
MTD	MOUNTED
MTG	MEETING/MOUNTING
MOV.	MOVEABLE
MOV. PARTN.	MOVEABLE PARTITION
MULL	MULLION
M	THOUSAND (1000)

N

NAT.	NATURAL
N.S.	NEAR SIDE
NEUT.	NEUTRAL
NRC	NOISE REDUCTION COEFFICIENT
NOM.	NOMINAL
NOR.	NORMAL
N	NORTH
NOS.	NOSING
N.I.C.	NOT–IN–CONTRACT
N.T.S.	NOT–TO–SCALE
NO. or #	NUMBER

O

OBS.	OBSCURE
OBS.GL.	OBSCURE GLASS
OFF.	OFFICE
O.C.	ON CENTER
OPQ.	OPAQUE
OPG.	OPENING
OPER.	OPERATOR
OPP.	OPPOSITE
OPP.HD.	OPPOSITE HAND
ORIG.	ORIGINAL
ORN.	ORNAMENTAL
OZ.	OUNCE
O/O	OUT–TO–OUT
O.A.	OUTSIDE AIR
O.D.	OUTSIDE DIAMETER
O.F.	OUTSIDE FACE
O.H.S.	OVAL HEAD SCREW
O.A.	OVERALL
OHD	OVERHEAD
OHD.DR	OVERHEAD DOOR
OXY.	OXYGEN

P

PTD	PAINTED
PR	PAIR
PG.	PAGE
PNL	PANEL
P.T.D.	PAPER TOWEL DISPENSER
P.T.W.R.	PAPER TOWEL WASTE RECEPTACLE
PRL	PARALLEL
PKG	PARKING
P.BD	PARTICLE BOARD
PRTN	PARTITION
PASS.	PASSAGE
PAT.	PATENT
PVMT	PAVEMENT
PVG	PAVING
PED.	PEDESTAL
PERF.	PERFORATED
PERIM.	PERIMETER
PERM.	PERMANENT
PERP.	PERPENDICULAR
P. or ϕ	PHASE
PHOTO.	PHOTOGRAPH
P.H.	PHYSICALLY HANDICAPPED
PC.	PIECE
PCS.	PIECES
PLAS.	PLASTER
PL. LAM.	PLASTIC LAMINATE
PL.	PLATE
PL. GL.	PLATE GLASS
PLAT.	PLATFORM
PLBG	PLUMBING
PLWD	PLYWOOD
PT	POINT
P.T.	POINT OF TANGENCY
P.C.	POINT OF CURVATURE
POL.	POLISH/POLISHED
PVC	POLYVINYLCLORIDE
PORC.	PORCELAIN
PORC. ENAM.	PORCELAIN ENAMEL
POR.	POROUS
PORT.	PORTABLE
POS.	POSITION
P.I.V.	POST INDICATOR VALVE
PLF	POUNDS PER LINEAR FOOT
PSF	POUNDS PER SQUARE FOOT
PSI	POUNDS PER SQUARE INCH
PCF	POUNDS PER CUBIC FOOT
P.P	POWER PANEL
P/C	PRECAST
P.T.R.	PRECAST TERRAZZO RECEPTOR
PREFAB.	PREFABRICATED
PFN.	PREFINISHED
P.T.WD	PRESERVATIVE TREATED WOOD
P.G.	PRESSURE GAUGE
P.R.V.	PRESSURE REDUCING VALVE
PRIM.	PRIMARY
PROJ.	PROJECT/PROJECTION
PROP.	PROPERTY/PROPOSED
P.L.	PROPERTY LINE
P.A.	PUBLIC ADDRESS
P.S.	PURSE SHELF
P.B.	PUSH BUTTON

Q

QTY	QUANTITY
Q.T.	QUARRY TILE
QTR	QUARTER
QTR. RD	QUARTER ROUND

R

RBT	RABBET
RAD. or R.	RADIUS
R.W.C.	RAIN WATER CONDUCTOR
R.R.	RAILROAD
RECV.	RECEIVE/RECEIVING
RECPT.	RECEPTACLE
R.P.	RECEPTACLE PANEL
REC.	RECESS
RECT.	RECTANGLE/RECTANGULAR
RED.	REDUCER
RWD	REDWOOD
REF.	REFER/REFERENCE
REFL.	REFLECTED/REFLECTIVE
REFR.	REFRIGERATOR
REG.	REGISTER
REINF.	REINFORCE/REINFORCING/ REINFORCEMENT
REM.	REMOVE/REMOVABLE
REP.	REPAIR
REQ'D.	REQUIRED
RESIL.	RESILIENT
RET.	RETURN
R.A.	RETURN AIR
R.A.D.	RETURN AIR DIFFUSER
R.A.F.	RETURN AIR FAN
REV.	REVISED/REVISION
RPM	REVOLUTIONS PER MINUTE
R.	RISER
R.H.	RIGHT HAND
R.H.R.B.	RIGHT HAND REVERSE BEVEL
R.O.W.	RIGHT OF WAY
RVT	RIVET
RD	ROAD
R.S.C.	ROLLING STEEL CURTAIN
RF	ROOF
R.C.	ROOF CONDUCTOR
R.D.	ROOF DRAIN
RF.H.	ROOF HATCH
R.S.	ROOF SUMP
R.V.	ROOF VENTILATOR
RFG	ROOFING
R.T.U.	ROOF TOP UNIT
RM	ROOM
R.O.	ROUGH OPENING
RND or ϕ	ROUND
RHMS	ROUND HEAD MACHINE SCREW
RHWS	ROUND HEAD WOOD SCREW
R.T.	RUBBER TILE

S

SAN.	SANITARY
S.N.D.	SANITARY NAPKIN DISPENSER
S.N.R.	SANITARY NAPKIN RECEPTACLE
SCHED.	SCHEDULE
SCN	SCREEN
STG	SEATING
SECT.	SECTION
SERV.	SERVICE
S.S.	SERVICE SINK
SHTHG	SHEATHING
SHT	SHEET
SHT. MET.	SHEET METAL
SH.& R.	SHELF AND ROD
SHWR	SHOWER
S.C.R.	SHOWER CURTAIN ROD
S.DR	SHOWER DOOR
S.W.	SIDEWALK
SIM.	SIMILAR
SGL.	SINGLE
SK	SINK
S.D.	SOAP DISPENSER
S.C.	SOLID CORE
STC	SOUND TRANSMISSION CLASS
S	SOUTH
SP.	SPACE
SPR.	SPARE
SPKR	SPEAKER
SPEC.	SPECIFICATIONS
S.D.	SPLITTER DAMPER
SPRYD	SPRAYED
SPKLR	SPRINKLER
SQ.	SQUARE
S.F.	SQUARE FEET/SQUARE FOOT
STAG.	STAGGERED
ST.STL	STAINLESS STEEL
STD	STANDARD
SP.	STANDPIPE
S.P.	STATIC PRESSURE
STA.	STATION
STM	STEAM
STL	STEEL
STL. PL.	STEEL PLATE
STIFF.	STIFFENER
STO. FR.	STOREFRONT
STOR.	STORAGE
STR.	STRAIGHT
ST.	STREET
STRUCT.	STRUCTURAL
S–	STRUCTURAL DRAWING–NO.
S.G.F.T.	STRUCTURAL GLAZED FACING TILE
S.STL	STRUCTURAL STEEL
SS.D.	SUBSOIL DRAIN
SS.D.C.	SUBSOIL DRAIN CONNECTION
SUB.	SUBSTATION
S.A.G.	SUPPLY AIR GRILLE
S.D.	SUPPLY DIFFUSER/ DUCT
SUBST.	SUSTITUTE
S.A.R.	SUPPLY AIR REGISTER
S.F.	SUPPLY FAN
SW.	SWITCH
SWBD	SWITCHBOARD
SWGR	SWITCHGEAR
SYM	SYMBOL/ SYMMETRICAL
SYS.	SYSTEM
SUPP.	SUPPORT
SURF.	SURFACE/ SURFACING
SUSP.	SUSPEND/ SUSPENSION

T

T.BD	TACKBOARD
TAN.	TANGENT
TECH.	TECHNICAL
TEL.	TELEPHONE
TEL. CAB.	TELEPHONE CABINET
TV	TELEVISION
TV.M	TELEVISION MONITOR
TEMP.	TEMPERATURE
TEMP. GL.	TEMPERED GLASS
T.U.	TERMINAL UNIT
TERR.	TERRAZZO
T.B.	TEST BORING
T.	THERMOSTAT
THK	THICK/ THICKNESS
T.S.	THICKENED SLAB
THD	THREAD
THRESH.	THRESHOLD
THRU	THROUGH
T.	TILE
T./ TOIL.	TOILET
T.P.D.	TOILET PAPER DISPENSER
T.P.H.	TOLET PAPER HOLDER
T & G	TONGUE AND GROOVE
T & B	TOP AND BOTTOM
T/C	TOP OF CURB
T/EL.	TOP ELEVATION
T/F	TOP OF FOOTING
T/G	TOP OF GUTTER
T/M	TOP OF MASONRY
T/P	TOP OF PARAPET
T/P	TOP OF PAVEMENT
T/R	TOP OF RIM
T/S	TOP OF STEEL
T/W	TOP OF WALL
T.B.	TOWEL BAR
T.D.	TOWEL DISPENSER
TD & WR	TOWEL DISPENSER AND WASTE RECEPTACLE
T.G.	TRANSFER GRILLE
TRFR	TRANSFORMER
TRAN.	TRANSOM
T	TREAD
T.D.	TRENCH DRAIN
TS	TUBE SECTION
T.V.	TURNING VANE
T.T.	TWIN TEE
TYP.	TYPICAL

U

U.C.	UNDERCUT
U.G.	UNDER GROUND
UL	UNDERWRITER'S LABORATORY
ULT.	ULTIMATE
UNFIN.	UNFINISHED
U.H.	UNIT HEATER
U.SUB.	UNIT SUBSTATION
U.V.	UNIT VENTILATOR
USGS	UNITED STATES GEOLOGICAL SURVEY
U.O.N.	UNLESS OTHERWISE NOTED
UR.	URINAL

V

VAC.	VACUUM
V.B.	VACUUM BREAKER
V.C.O.	VACUUM CLEANER OUTLET
V. BARR.	VAPOR BARRIER
VAR.	VARIABLE
VARN.	VARNISH
VNR	VENEER
V. PLAS.	VENEER PLASTER
V.	VENT
VTR	VENT THRU ROOF
VENT.	VENTILATE/ VENTILATION
V.I.F.	VERIFY IN FIELD
VS.	VERSUS
VERT.	VERTICAL/ VERTICALLY
VERT. C.	VERTICAL CURVE
VEST.	VESTIBULE
V.I.	VIBRATION ISOLATOR
VNY	VINYL
VCT	VINYL COMPOSITION TILE
VIN. FAB.	VINYL FABRIC
V.R.S.	VINYL REDUCER STRIP
VIT.	VITREOUS
VCP	VITRIFIED CLAY PIPE
VOL.	VOLUME
V.D.	VOLUME DAMPER
V	VOLTS

W

WAINS.	WAINSCOT
W.CAB.	WALL CABINET
W.C.O.	WALL CLEAN OUT
W.H.	WALL HYDRANT
W/W	WALL–TO–WALL
W.V.	WALL VENT
WHSE	WAREHOUSE
W.F.	WASH FOUNTAIN
W.	WASTE/ WATTS
W & V	WASTE AND VENT
W.R.	WASTE RECEPTACLE
W.C.	WATER CLOSET
W.G.	WATER GAUGE
W.H.	WATER HEATER
WP	WATERPROOFING
W.PRFG.	WEATHERPROOFING
W.STPG.	WEATHERSTRIPPING
WT.	WEIGHT
W.W.F.	WELDED WIRE FABRIC
W	WEST
W.B.	WET BULB
W.	WIDE/ WIDTH
W_x_	WIDE FLANGE SECTION
WT	WIDE FLANGE TEE SECTION
W.O.	WINDOW OPENING
W.GL.	WIRE GLASS
W.M.	WIRE MESH
w/	WITH
w/o	WITHOUT
WD	WOOD
W.L.	WORK LINE
W.P.	WORK POINT
W.I.	WROUGHT IRON

X

Y

YD	YARD
Y.P.	YIELD POINT
Y.S.	YIELD STRENGTH
YR	YEAR

Z

ZC	ZINC

TYPICAL MOUNTING HEIGHTS

MISCELLANEOUS ACCESSORIES, TOILET ACCESSORIES AND FIXTURES

NOTE: MOUNTING HEIGHTS SHOWN ARE PROPOSED FOR ALL ACCESSORIES AND FIXTURES REQUIRED UNLESS OTHERWISE NOTED OR DIMENSIONED ON DRAWINGS FOR SPECIFIC CONDITIONS (B.F. – DENOTES ACCESSIBLE BARRIER FREE REQUIREMENTS)

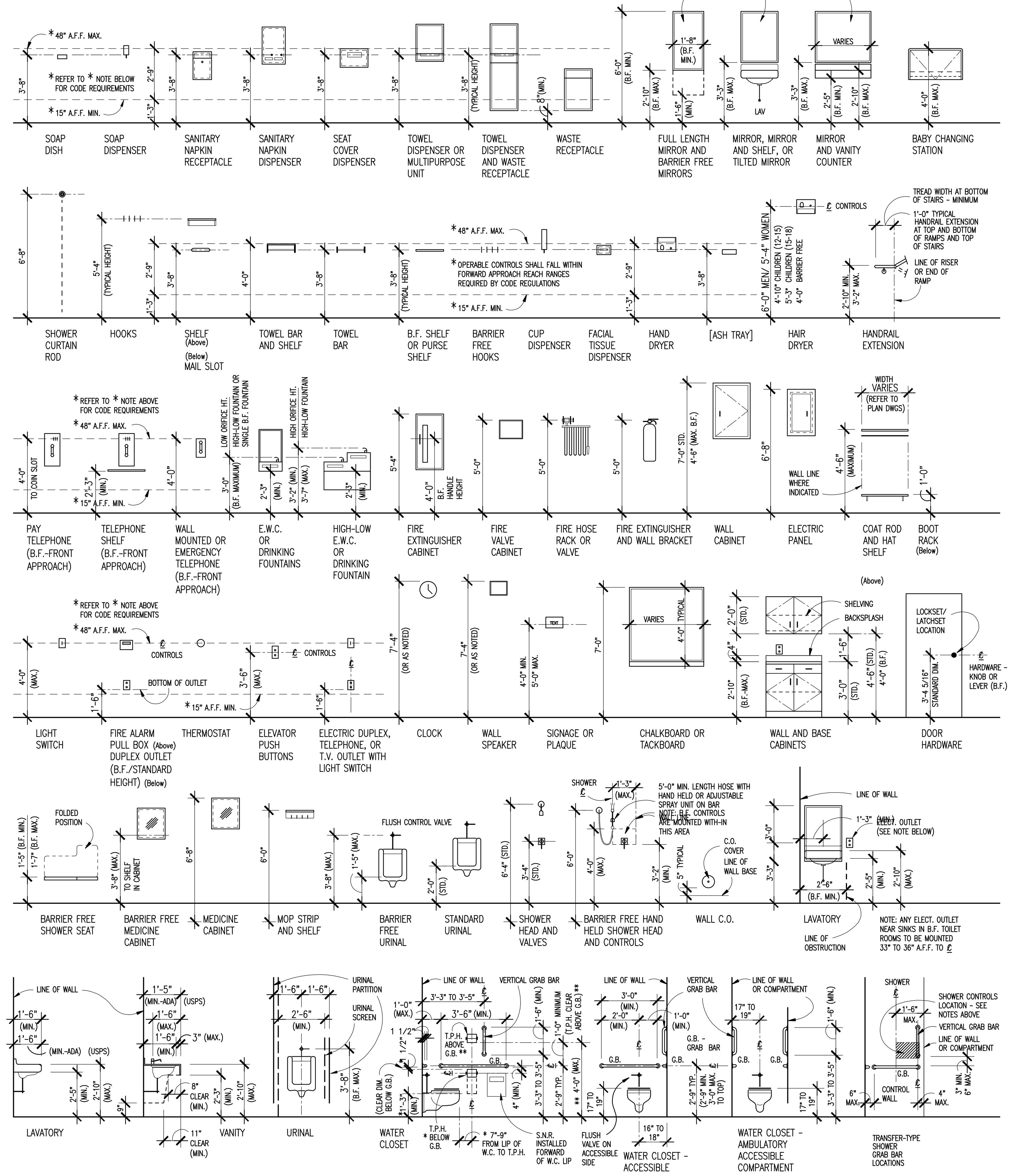

MATERIAL DESIGNATIONS

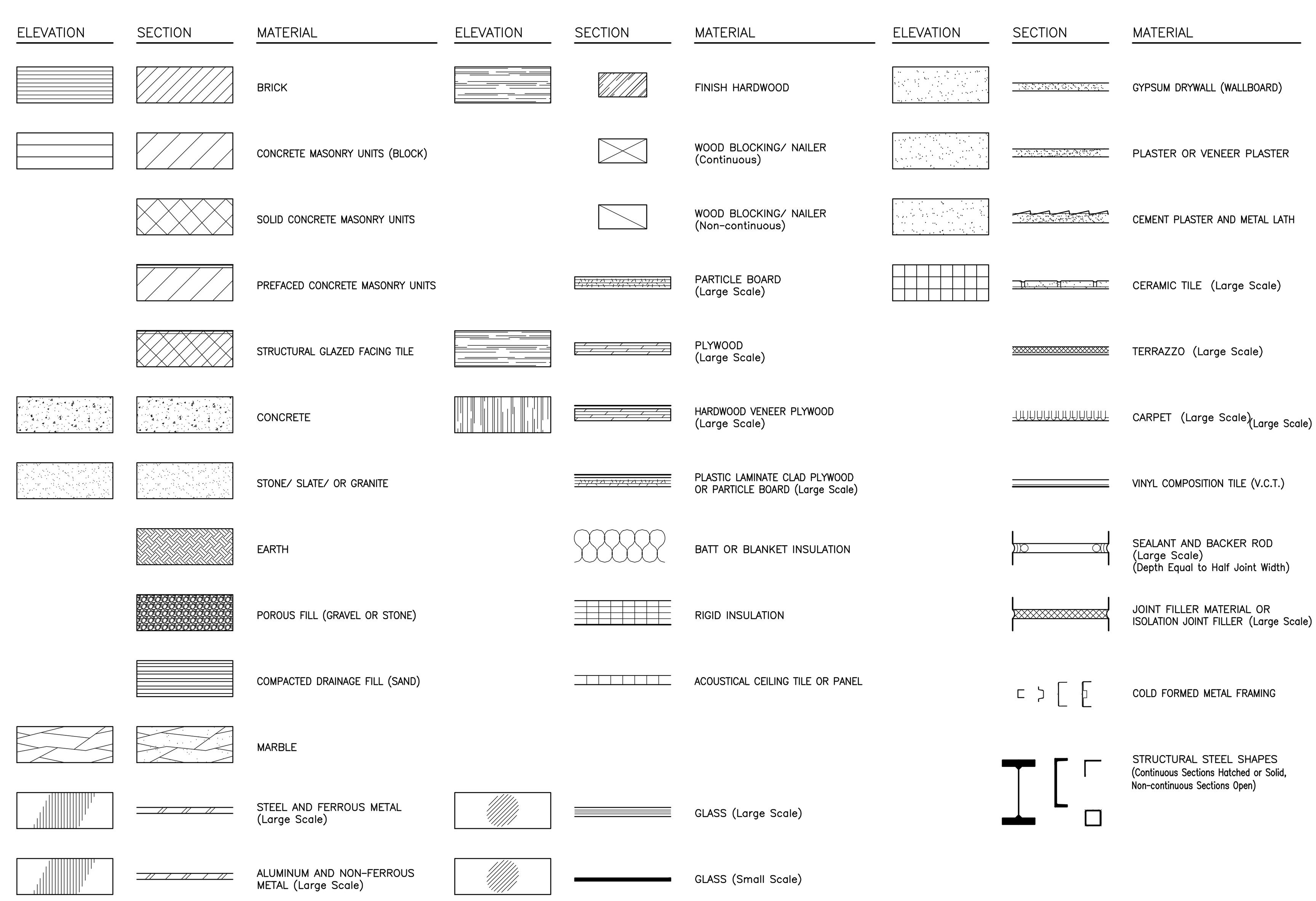

REFERENCE SYMBOLS

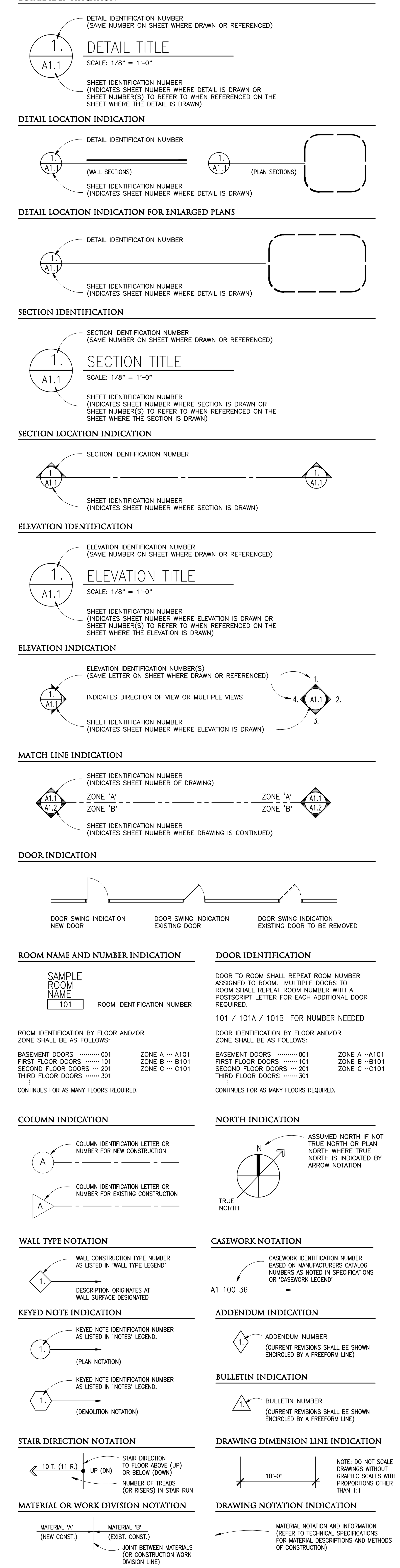

TMP ARCHITECTURE

TMP ARCHITECTURE INC

1191 WEST SQUARE LAKE ROAD
BLOOMFIELD HILLS · MICHIGAN · 48302
PH · 248.338.4561 FX · 248.338.0223
EM · INFO@TMP-ARCHITECTURE.COM

REGISTRATION SEAL

CONSULTANT

PROJECT TITLE

Transportation Building Partial Roof Replacement

Plymouth-Canton Community Schools

DRAWING TITLE

General Information

ISSUE DATES

DATE:	ISSUED FOR:
01-19-17	BIDS
01-13-17	95% REVIEW

DRAWN	JRB
CHECKED	.
APPROVED	JRR

PROJECT NO.

13090E

DRAWING NO.

TG.1

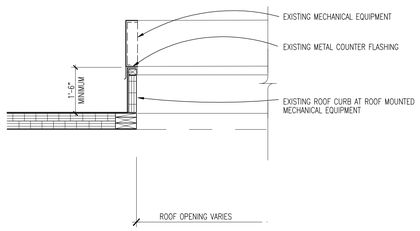

5 AC.1 ROOF EQUIPMENT CURB, TYP.

SCALE: 3/4" = 1'-0"

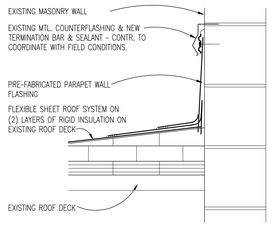

4 AC.1 FLASHING DETAIL, TYP.

SCALE: 1 1/2" = 1'-0"

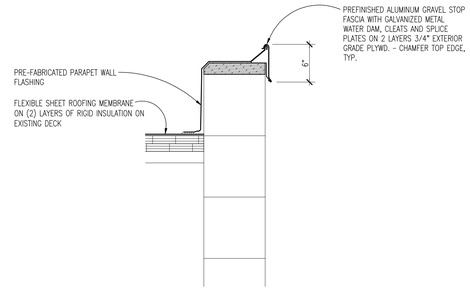

3 AC.1 GRAVEL STOP DETAIL, TYP.

SCALE: 1 1/2" = 1'-0"

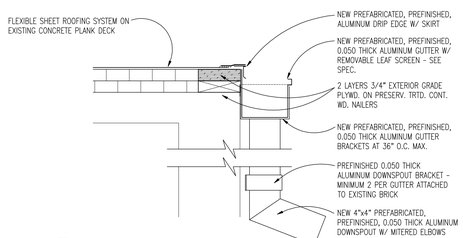

2 AC.1 GUTTER & DOWNSPOUT DETAIL, TYP.

SCALE: 1 1/2" = 1'-0"

NOTE:
PREMOLDED NEOPRENE PIPE BOOT SHALL ACCOMMODATE PIPE DIAMETERS FROM 1/2" TO 6 1/2" ACTUAL O.D. OR LARGER AS SPECIFIED

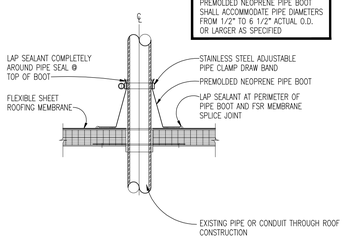

6 AC.1 PIPE & CONDUIT THRU ROOF, TYP.

SCALE: 3/4" = 1'-0"

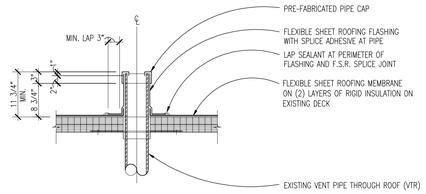

1 AC.1 VENT THRU ROOF, TYP.

SCALE: 3/4" = 1'-0"



PROVIDE NEW PIPING AND CONDUIT SUPPORTS AT ALL EXISTING ROOF-MOUNTED PIPING AND CONDUIT EQUAL TO CADDY PYRAMID RPS50 SPACED 10'-0" MAX. FIELD VERIFY LOCATIONS AND QUANTITIES, TYP.

N

COMPOSITE ROOF PLAN

SCALE: 1/8" = 1'-0"

ROOF PLAN LEGEND

⊠	R.D.	EXISTING ROOF DRAIN (PROVIDE NEW METAL STRAINER, TYP.)
o	V.	EXISTING VENT
▨	E.F. R.V.	EXISTING EXHAUST FAN (E.F.) OR RELIEF VENT (R.V.)
▭	R.T.U.	EXISTING ROOFTOP MECHANICAL UNIT (R.T.U.)
←		INDICATES PITCH OF ROOF SURFACE
▭		REMOVE EXISTING BUILT-UP-ROOFING SYSTEM AND INSULATION DOWN TO EXISTING DECK, REMOVE EXISTING CLAY TILE COPINGS (EAST & WEST PARAPET WALLS), GUTTERS, DOWNSPOUTS (SOUTH WALL), FLASHING, ETC. - PROVIDE NEW FLEXIBLE SHEET ROOFING SYSTEM ON MIN. (2) LAYERS OF TAPERED INSULATION ON EXISTING CONCRETE PLANK DECK.

ROOF PLAN NOTES

1. CONTRACTOR SHALL BE RESPONSIBLE FOR IN FIELD DIMENSIONS AND CONDITIONS, ROOF IS ON MANY LEVELS AND ALL EXISTING ROOFTOP EQUIPMENT IS NOT INDICATED. CONTRACTOR SHALL VISIT SITE AND VERIFY PRIOR TO BIDS AND ACCOUNT FOR ALL FLASHING OF ROOF TOP EQUIPMENT, VENT STACKS, ROOF DRAINS, GAS PIPING, SCREENWALL SUPPORTS, ETC.
2. CONTRACTOR SHALL BE RESPONSIBLE FOR ALL TERMINATIONS AS PER MANUFACTURER'S STANDARD DETAILS. CONTRACTORS SHALL NOTE FIELD CONDITIONS AND COORDINATE WITH IN FIELD TERMINATION REQUIREMENTS.
3. CONTRACTOR SHALL BE RESPONSIBLE FOR DISPOSAL OF ALL ITEMS INDICATED "REMOVE" OFF SITE IN A LEGAL MANNER. OWNERS TRASH DUMPSTER SHALL NOT BE USED FOR DISPOSAL OF ANY MATERIALS, TRASH, ETC.
4. COORDINATE WITH SPECIFICATIONS FOR ALL REQUIREMENTS, MATERIALS, ETC.
5. TYPICAL ROOF IS FLEXIBLE SHEET ROOFING ON (2) LAYERS OF RIGID INSULATION (TAPERED INSULATION AT SADDLES AND ELSEWHERE WHERE INDICATED) ON EXISTING DECK.
6. WHERE WOOD NAILERS ARE SHOWN IN PLANE OF ROOF INSULATION, CUT NAILERS AS REQUIRED TO MATCH INSULATION THICKNESS.
7. PROVIDE ROOF WALKWAY PADS AT ROOF ACCESS HATCHES / TOP AND BOTTOM OF ALL ROOF LADDERS AND AROUND PERIMETER OF ALL ROOF TOP EQUIPMENT. CONTRACTOR TO VERIFY ALL LOCATIONS NECESSARY IN FIELD. REQUIRED LOCATIONS OF WALKWAY PADS MAY NOT BE SHOWN ON PLAN - CONTRACTOR TO COORDINATE WITH IN-FIELD CONDITIONS.
8. CONTRACTOR TO PROVIDE INSULATION SADDLES AT ALL ROOF TOP EQUIPMENT AS REQUIRED TO PROVIDE POSITIVE DRAINAGE TO EXISTING ROOF SUMPS - VERIFY SUMP LOCATIONS AND EXISTING CONDITIONS PRIOR TO BID.
9. ALL EXISTING ROOF DRAINS TO RECEIVE NEW METAL STRAINERS.
10. PROVIDE NEW DOWNSPOUTS AT SAME LOCATIONS AND CONFIGURATION AS EXISTING. CONTRACTOR TO VERIFY ALL LOCATIONS IN FIELD.

TMP ARCHITECTURE

TMP ARCHITECTURE INC
1191 WEST SQUARE LAKE ROAD
BLOOMFIELD HILLS · MICHIGAN · 48302
PH · 248.338.4561 FX · 248.338.0223
EM · INFO @TMP-ARCHITECTURE.COM

REGISTRATION SEAL

CONSULTANT

PROJECT TITLE

Transportation Building Partial Roof Replacement

Plymouth-Canton Community Schools

DRAWING TITLE

Composite Roof Plan & Roof Details

ISSUE DATES

DATE:	ISSUED FOR:
01-19-17	BIDS
01-13-17	95% REVIEW

DRAWN	BC
CHECKED	WW
APPROVED	JC

PROJECT NO.

13090E

DRAWING NO.

AC.1

Plotting: 01-19-17 Issued for BIDS
C:\Users\jcarr\Documents\13090e_arch_R19_jcarr.rvt