PROJECT DESCRIPTION

THE BUILDING WAS CONSTRUCTED AS HIGH SCHOOL IN 2004. THE SCOPE OF WORK INCLUDES ACCESS CONTROL AND LIGHTING UPDATES FROM FLUORESCENT TO LED LIGHTFIXTURES, AND DETERIORATED FINISH REPLACEMENT. RENOVATION DOES NOT IMPACT ANY EMERGENCY EGRESS OR ACCESS TO EGRESS.

PROJECT DATA

FIRE SUPPRESSION:	EXISTING BUILDING IS FULLY SPRINKLED
CODE REGULATION:	2012 MICHIGAN BUILDING CODE 1997 NFPA 101 LIFE SAFETY CODE
MECHANICAL CODE:	2012 MICHIGAN MECHANICAL CODE
PLUMBING CODE:	2012 MICHIGAN PLUMBING CODE
ELECTRICAL CODE:	2012 NATIONAL ELECTRICAL CODE
BARRIER FREE DESIGN:	MICHIGAN BUILDING CODE CHAPTER 11
OCCUPANCY:	(E) EDUCATIONAL
TYPE OF CONSTRUCTION:	EXISTING: MBC II-B
OCCUPANCY:	1,883

GENERAL NOTES

1. ALL CORRIDOR, JANITOR AND STORAGE ROOM WALLS AND PENETRATIONS ARE CONSIDERED TO HAVE A 1-HOUR RATING. ALL WORK IN THESE AREAS SHALL BE PERFORMED IN A MANNER TO MAINTAIN THIS RATING EVEN IF NOT SPECIFICALLY SHOWN ON THE DRAWINGS.
2. REFER TO MECHANICAL FOR REQUIRED DAMPER TYPES AND RATINGS.

AREA CALCULATIONS

EXISTING BUILDING SQUARE FOOTAGE:

EXISTING	480,545 SF
EXISTING (50%)	240,248 SF

WORK SCOPE DOES NOT INCLUDE ANY SPACE ALTERING REMODELING.

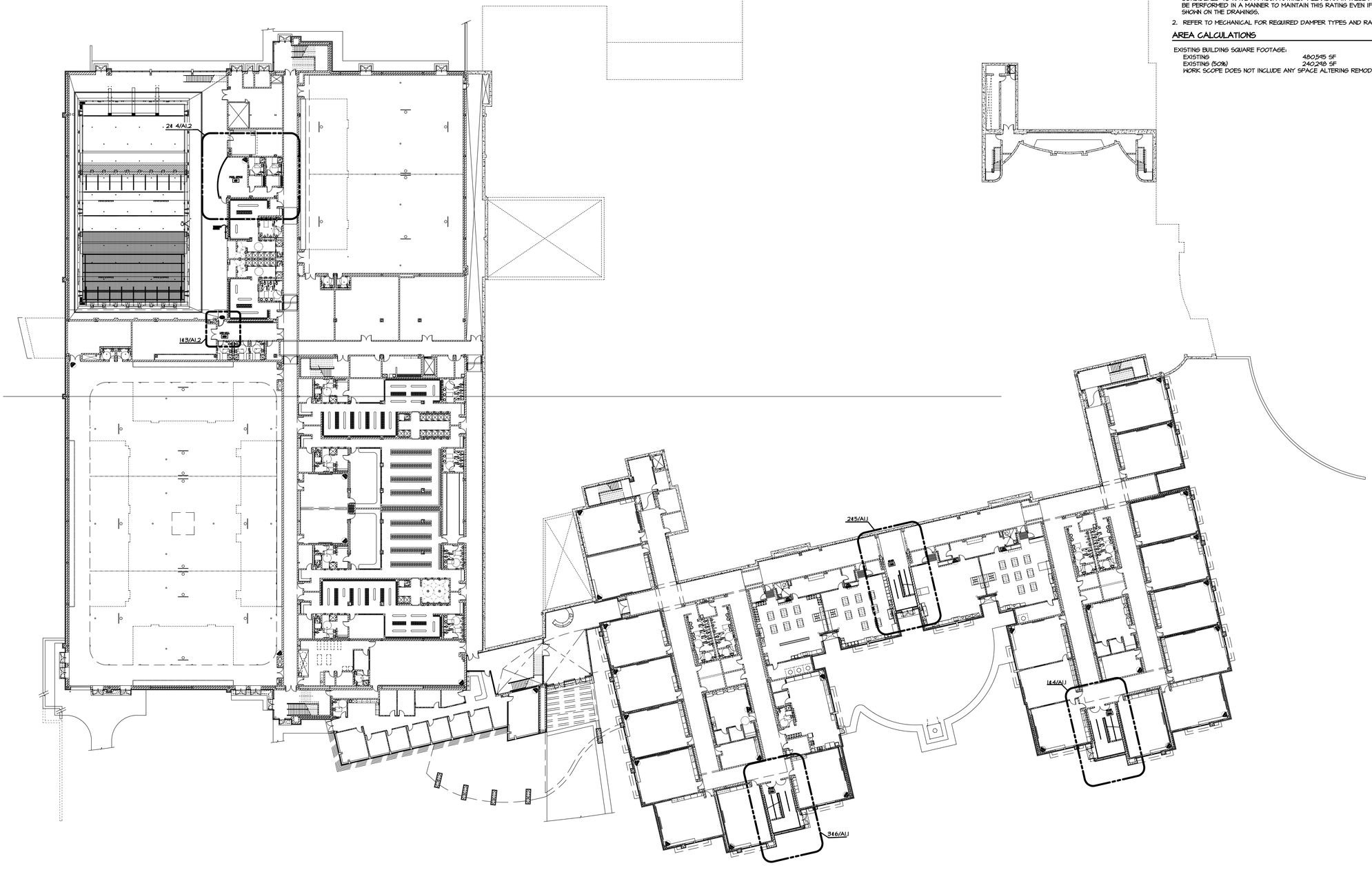

1 COMPOSITE FIRST FLOOR PLAN
SCALE: 30" = 1'-0"

Kingscott
KALAMAZOO | GRAND RAPIDS | CHELSEA
259 East Michigan Ave., Suite 308
Kalamazoo, MI 49007-6403
P: 269.381.4880 | F: 269.381.9110
www.kingscott.com

SES
Strategic Energy Solutions
4000 West Eleven Mile Road Berkley, MI 48072
Phone 248.399.1900 Fax 248.399.1901
www.sesnet.com

Barton Malow

Saline Area Schools
2016 Projects Phase 1
Saline High School
Saline, Michigan

THE PURSUIT OF EXCELLENCE

REVISIONS/REVIEW	DATE
CHECK SET	1/22/2016
50% CD REVIEW	2/22/2016
BIDS AND CONSTRUCTION	3/22/2016

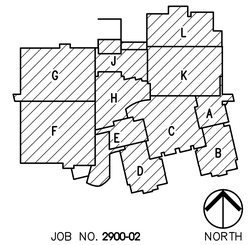

JOB NO. 2900-02 NORTH

SHEET TITLE

COMPOSITE FIRST FLOOR PLAN

SHEET NO.

XXAFLR

HS-A0.1

© KINGSCOTT ASSOCIATES INC. KALAMAZOO, MICHIGAN

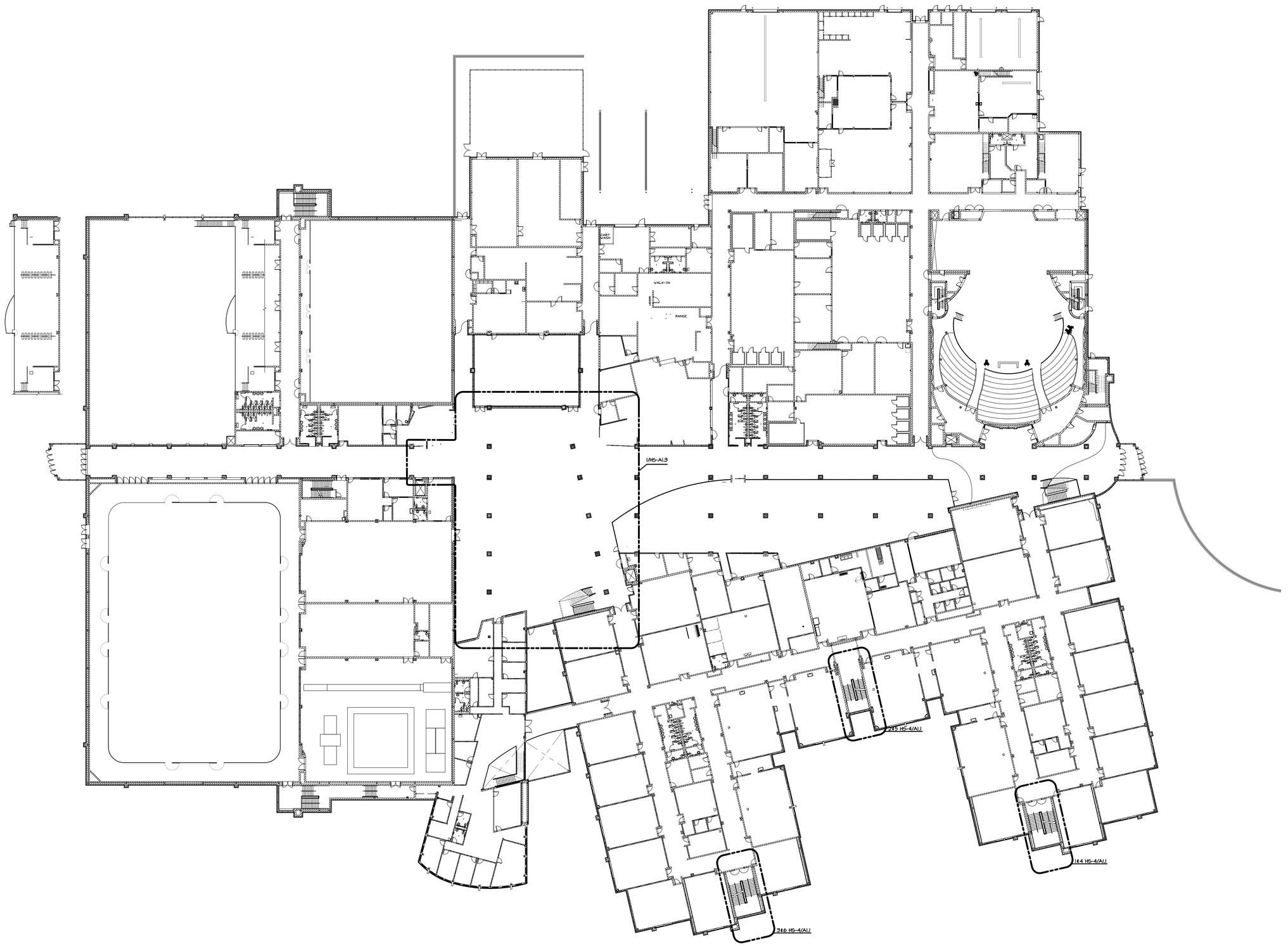

1 COMPOSITE SECOND FLOOR PLAN
SCALE: 30" = 1'-0"

Kingscott
KALAMAZOO | GRAND RAPIDS | CHELSEA
259 East Michigan Ave., Suite 308
Kalamazoo, MI 49007-6403
P: 269.381.4880 | F: 269.381.9110
www.kingscott.com

SES
Strategic Energy Solutions
4000 West Eleven Mile Road Berkley, MI 48072
Phone 248.399.1900 Fax 248.399.1901
www.sesnet.com

Barton Malow

Saline Area Schools
2016 Projects Phase 1
Saline High School
Saline, Michigan

THE PURSUIT OF EXCELLENCE

REVISIONS/REVIEW	DATE
CHECK SET	1/22/2016
50% CD REVIEW	2/22/2016
BIDS AND CONSTRUCTION	3/22/2016

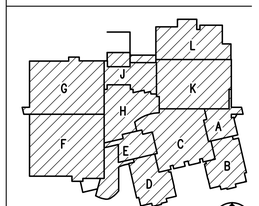

JOB NO. 2900-02 NORTH

SHEET TITLE
COMPOSITE SECOND FLOOR PLAN

SHEET NO.
XXAFLR
HS-A0.2

© KINGSCOTT ASSOCIATES INC. KALAMAZOO, MICHIGAN

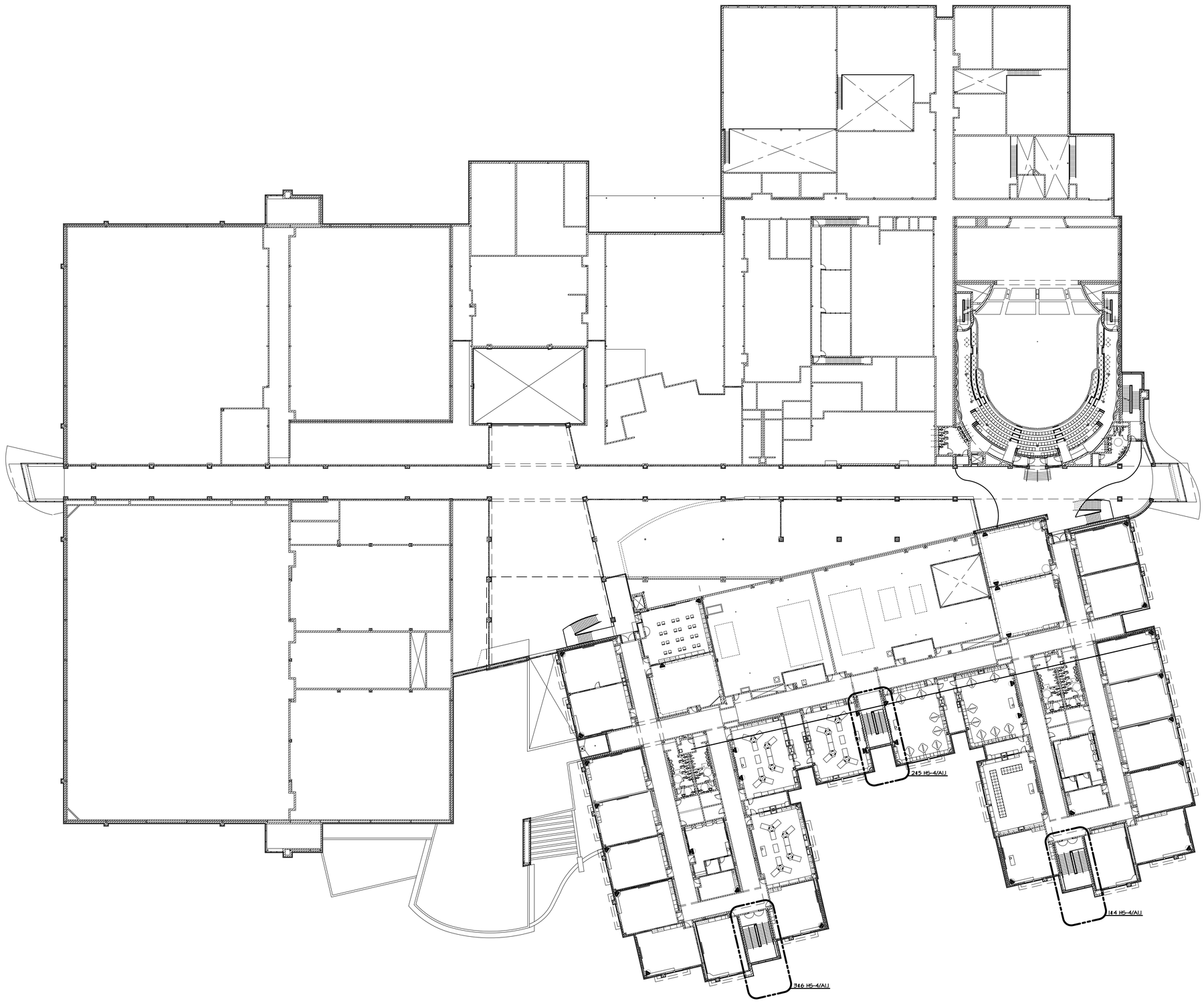

1 COMPOSITE THIRD FLOOR PLAN
SCALE: 30" = 1'-0"

Kingscott
KALAMAZOO | GRAND RAPIDS | CHELSEA
259 East Michigan Ave., Suite 308
Kalamazoo, MI 49007-6403
P: 269.381.4880 | F: 269.381.9110
www.kingscott.com

SES
Strategic Energy Solutions
4000 West Eleven Mile Road Berkley, MI 48072
Phone 248.399.1900 Fax 248.399.1901
www.sesnet.com

Barton Malow

Saline Area Schools
2016 Projects Phase 1
Saline High School
Saline, Michigan

THE PURSUIT OF EXCELLENCE

REVISIONS/REVIEW	DATE
CHECK SET	1/22/2016
50% CD REVIEW	2/22/2016
BIDS AND CONSTRUCTION	3/22/2016

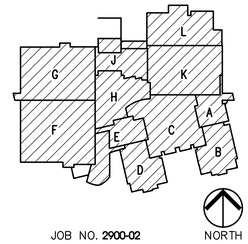

JOB NO. 2900-02 NORTH

SHEET TITLE

COMPOSITE THIRD FLOOR PLAN

SHEET NO.

XXAFLR

HS-A0.3

© KINOSCOTT ASSOCIATES INC. KALAMAZOO, MICHIGAN

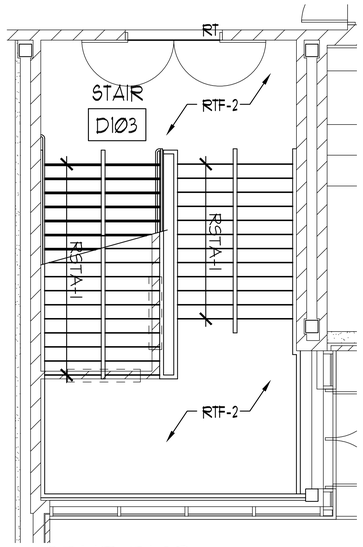

STAIR D103
COLOR PLAN
6 SCALE: 1/4" = 1'-0"

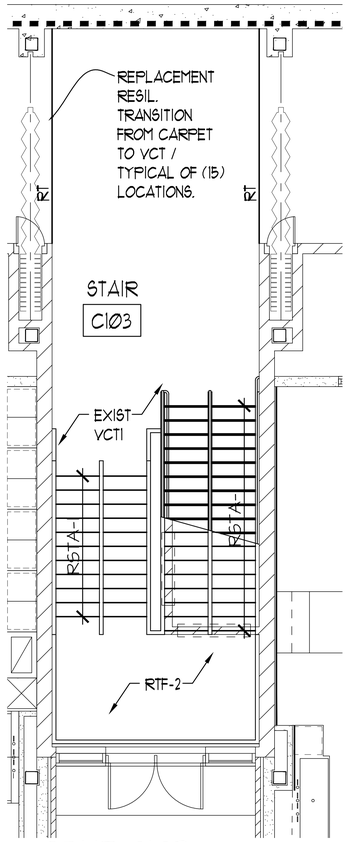

STAIR C103
COLOR PLAN
5 SCALE: 1/4" = 1'-0"

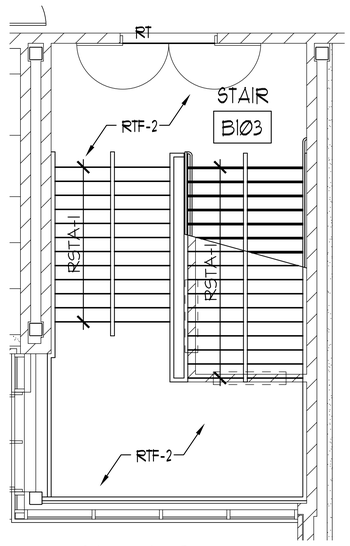

STAIR B103
COLOR PLAN
4 SCALE: 1/4" = 1'-0"

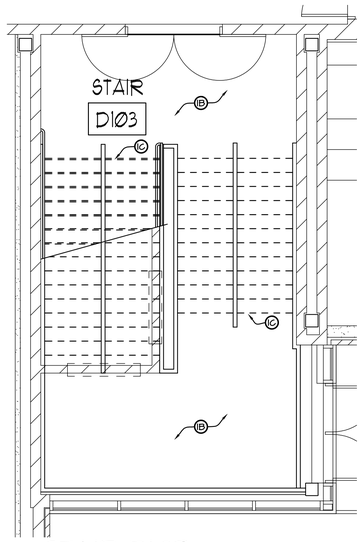

STAIR D103
DEMO PLAN
3 SCALE: 1/4" = 1'-0"

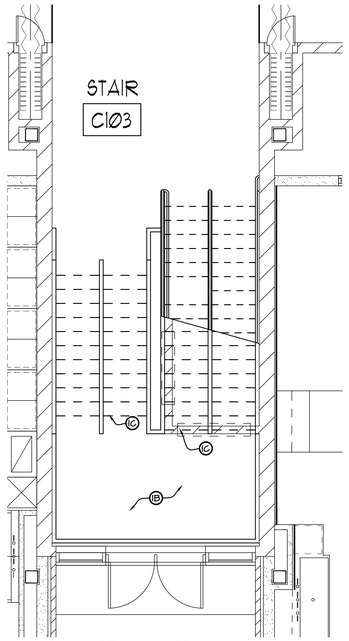

STAIR C103
DEMO PLAN
2 SCALE: 1/4" = 1'-0"

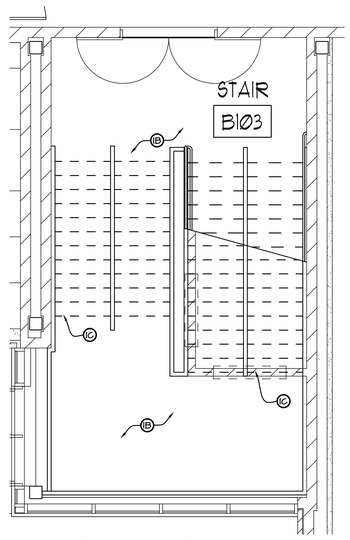

STAIR B103
DEMO PLAN
1 SCALE: 1/4" = 1'-0"

GENERAL DEMOLITION NOTES

1. CONTRACTOR IS RESPONSIBLE TO COORDINATE WITH ALL OTHER DRAWINGS AND SPECIFICATIONS FOR AREAS THAT WILL REQUIRE DEMOLITION NOT INDICATED ON THIS SHEET. ADDITIONAL DEMOLITION MAY ALSO BE SHOWN ON ELECTRICAL FLOOR PLANS.
2. COORDINATE WITH ELECTRICAL DRAWINGS FOR ADDITIONAL DEMOLITION NOTES.
3. PRIOR TO DEMOLITION, THE CONTRACTOR SHALL COORDINATE ALL ITEMS TO BE SALVAGED FOR REUSE ON THE PROJECT AND/OR RETURNED TO THE OWNER THRU THE CONSTRUCTION MANAGER. A FINAL LIST OF ITEMS SHALL BE COMPLETED BEFORE CONSTRUCTION BEGINS. ALL SUCH ITEMS SHALL BE REMOVED AND PROPERLY PACKED AND STORED TO MAINTAIN AS FOUND CONDITION.
4. ALL DEMOLITION WORK IS TO BE DONE WITH REASONABLE CARE AS TO MINIMIZE DAMAGE TO EXISTING REMAINING SURFACES. CONTRACTOR IS RESPONSIBLE TO PROPERLY DISPOSE OF ALL DEMOLISHED ITEMS NOT INDICATED TO BE RELOCATED OR TURNED OVER TO THE OWNER.
5. ALL CONTRACTORS, INCLUDING ELECTRICAL, ARE RESPONSIBLE FOR SELECT DEMOLITION WORK AS DESCRIBED IN OTHER AREAS OF THE DOCUMENTS.
6. COORDINATE DEMOLITION WORK FOR DOOR AND FRAMES W/ DOOR SCHEDULE
7. COORDINATE WITH COLOR PLANS. WHERE A NEW FINISH IS NOT INDICATED, MATCH EXISTING. PROVIDE SOUND AND PROPER SUBSTRATES TO RECEIVE NEW FINISHES.
8. SAW CUT EXISTING CONCRETE SLAB FOR NEW ELECTRICAL INSTALLATION. COORDINATE WITH ELECTRICAL DRAWINGS. PATCH FLOOR SLAB TO MATCH EXISTING CONC. SLAB. PREPARE FOR NEW FLOOR FINISH. COORDINATE WITH COLOR LAYOUT PLANS FOR NEW FLOOR FINISH.
9. THE CONTRACTOR PERFORMING DEMOLITION AND/OR REMOVAL IS RESPONSIBLE FOR PATCHING AND REPAIRING REMAINING ADJACENT SURFACES, AT AREAS OF REMOVAL AND/OR ALTERATION, TO MATCH EXISTING ADJACENT FINISHES. PATCH FLOORS AS REQUIRED TO CLOSE HOLES
10. ALL DOORS SHOWN WITH A DOOR NUMBER ARE NEW DOORS UNLESS NOTED OTHERWISE.
11. WHERE THE NOTE "PREP SURFACES" IS ENCOUNTERED, THE CONTRACTOR SHALL TAKE THIS TO MEAN ALL GLUES, RESIDUES, MASTICS, PRTRUSIONS, PITTING, AND MISSING SUBSTRATE MATERIAL SHALL BE REMOVED

DEMOLITION NOTES

(1) FLOORS
- A REMOVE AND DISPOSE OF CARPET FLOORING AND WALL BASE. PREP REMAINING FLOOR SUBSTRATE AND WALL TO RECEIVE NEW FLOOR FINISHES AND BASE.
- B REMOVE AND DISPOSE OF TILE FLOORING AND WALL BASE. PREP REMAINING FLOOR SUBSTRATE AND WALL TO RECEIVE NEW FLOOR FINISHES AND BASE.
- C REMOVE AND DISPOSE OF VCT FLOORING AND STAIR NOSING. PREP REMAINING FLOOR SUBSTRATE AND WALL TO RECEIVE NEW FLOOR FINISHES.
- D REMOVE AND DISPOSE OF BROKEN TILE BASE PIECES. PREP REMAINING WALL SUBSTRATE TO RECEIVE NEW BASE.
- E REMOVE AND DISPOSE OF TILE FLOOR. PREP REMAINING FLOOR SUBSTRATE TO RECEIVE FLOORING AS INDICATED IN T/HS-A1.2.

(4) DOOR/STOREFRONT
- A REMOVE AND DISPOSE OF DOOR(S), INCLUDING FRAME, SIDELIGHTS TRANSOMS, AND ALL RELATED ANCHORS, SUPPORTS AND HARDWARE SAWCUT ALL FRAME ANCHORS. PRYING ANCHORS FROM SUBSTRATE IS IS UNACCEPTABLE.

GENERAL COLOR NOTES

1. SEE REFLECTED CEILING PLAN FOR ACOUSTICAL PANEL TYPES.
2. IT IS THE RESPONSIBILITY OF ALL TRADES TO COORDINATE PREPARATION OF SURFACES TO RECEIVE FINISH PRODUCT. CONSULT WITH MANUFACTURER'S RECOMMENDED PRACTICES.
3. INSTALL RUBBER BASE AT ALL AREAS OF NEW FLOORING INSTALLATION.
4. ALL RUBBER REDUCERS COLORS TO BE COORDINATED WITH ADJACENT RUBBER BASE COLOR (U.N.O.)
5. INSTALL RESILIENT TRANSITIONS AT THE CENTER LINE OF DOORS IN THEIR CLOSED POSITION AT DOORWAYS.
6. AT ALL CERAMIC TILE REPLACEMENTS, PREPARE SUBSTRATE WITH A ROLL ON CRACK ISOLATION MEMBRANE.

COLOR LAY-OUT SYMBOL KEY

(B)	CERAMIC TILE FLOOR (CTF)
(BS)	CERAMIC TILE BASE (CTB)
(P)	PAINT (P)
BFST	BARRIER FREE STONE THRESHOLD
CTB	CERAMIC TILE BASE
RT	RESILIENT TRANSITION
RFT	RUBBER FLOOR TILE
RSTA	RUBBER STAIR TREAD W / VISUALLY IMPAIRED STRIP

Kingscott
KALAMAZOO | GRAND RAPIDS | CHELSEA
259 East Michigan Ave., Suite 308
Kalamazoo, MI 49007-6403
P: 269.381.4880 | F: 269.381.9110
www.kingscott.com

SES
Strategic Energy Solutions
4000 West Eleven Mile Road Berkley, MI 48072
Phone 248.399.1900 Fax 248.399.1901
www.sesnet.com

Barton Malow

Saline Area Schools
2016 Projects Phase 1
Saline High School
Saline, Michigan

THE PURSUIT OF EXCELLENCE

REVISIONS/REVIEW	DATE
CHECK SET	1/22/2016
50% CD REVIEW	2/22/2016
BIDS AND CONSTRUCTION	3/22/2016

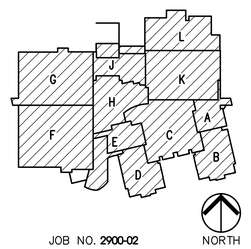

JOB NO. 2900-02 NORTH

SHEET TITLE

DEMO / COLOR PLAN

SHEET NO.

XXAPLR

HS-A1.1

© KINGSCOTT ASSOCIATES INC. KALAMAZOO, MICHIGAN

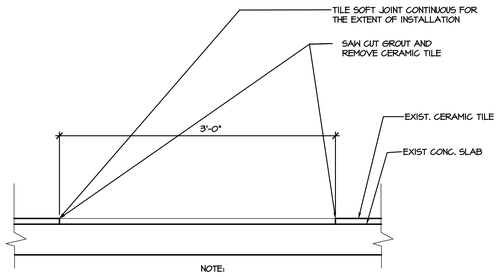

NOTE:

1. CLEAN SUBFLOOR OF DEBRIS
2. REPAIR CONCRETE WITH TROWEL APPLIED CEMENTITIOUS FLOOR LEVELER
3. APPLY CRACK ISOLATION MEMBRANE PER MANUFACTURER'S INSTRUCTIONS.
4. INSTALL NEW CERAMIC TILE OVER THE CURRED CRACK ISOLATION MEMBRANE
5. PROVIDE A SOFT TILE JOINT ON ONE SIDE OF NEW INSTALLATION AND EXISTING TILE FLOORING.

7 CT - INSTALLATION
1 1/2"=1'-0"

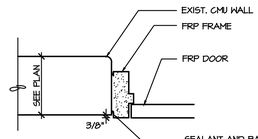

6 JAMB
1 1/2"=1'-0"

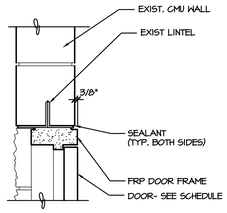

5 HEAD
1 1/2"=1'-0"

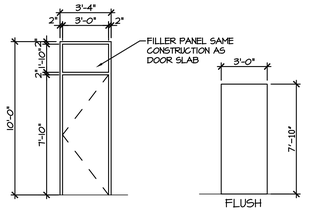

DOOR G128- B LABEL
FRP "FR SERIES" FIRE RATED FRAME
FRP "FR SERIES" FIRE RATED DOOR

DOOR G128
NOT TO SCLE

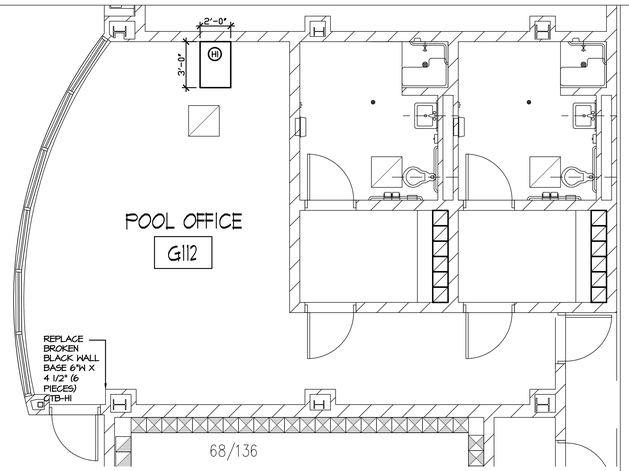

POOL OFFICE G112
4 COLOR PLAN
SCALE: 1/4" = 1'-0"

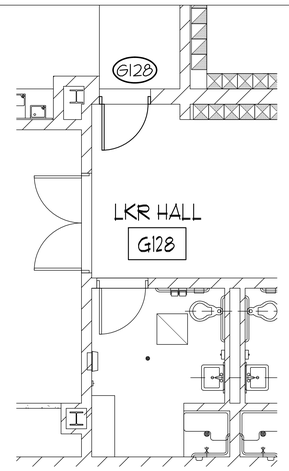

LOCKER HALL G128
3 FLOOR PLAN
SCALE: 1/4" = 1'-0"

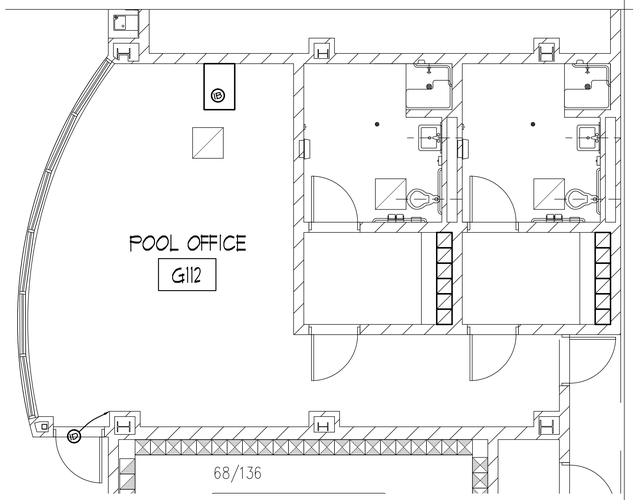

POOL OFFICE G112
2 DEMO PLAN
SCALE: 1/4" = 1'-0"

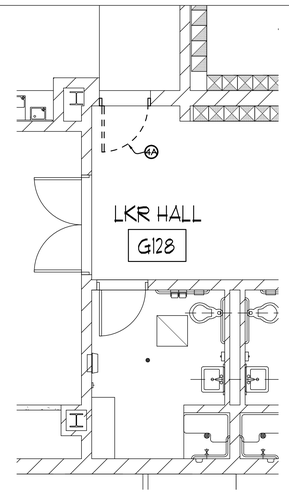

LOCKER HALL G128
1 DEMO PLAN
SCALE: 1/4" = 1'-0"

GENERAL DEMOLITION NOTES

1. CONTRACTOR IS RESPONSIBLE TO COORDINATE WITH ALL OTHER DRAWINGS AND SPECIFICATIONS FOR AREAS THAT WILL REQUIRE DEMOLITION NOT INDICATED ON THIS SHEET. ADDITIONAL DEMOLITION MAY ALSO BE SHOWN ON ELECTRICAL FLOOR PLANS.
2. COORDINATE WITH ELECTRICAL DRAWINGS FOR ADDITIONAL DEMOLITION NOTES.
3. PRIOR TO DEMOLITION, THE CONTRACTOR SHALL COORDINATE ALL ITEMS TO BE SALVAGED FOR REUSE ON THE PROJECT AND/OR RETURNED TO THE OWNER THRU THE CONSTRUCTION MANAGER. A FINAL LIST OF ITEMS SHALL BE COMPLETED BEFORE CONSTRUCTION BEGINS. ALL SUCH ITEMS SHALL BE REMOVED AND PROPERLY PACKED AND STORED TO MAINTAIN AS FOUND CONDITION.
4. ALL DEMOLITION WORK IS TO BE DONE WITH REASONABLE CARE AS TO MINIMIZE DAMAGE TO EXISTING REMAINING SURFACES. CONTRACTOR IS RESPONSIBLE TO PROPERLY DISPOSE OF ALL DEMOLISHED ITEMS NOT INDICATED TO BE RELOCATED OR TURNED OVER TO THE OWNER.
5. ALL CONTRACTORS, INCLUDING ELECTRICAL, ARE RESPONSIBLE FOR SELECT DEMOLITION WORK AS DESCRIBED IN OTHER AREAS OF THE DOCUMENTS.
6. COORDINATE DEMOLITION WORK FOR DOOR AND FRAMES W/ DOOR SCHEDULE
7. COORDINATE WITH COLOR PLANS. WHERE A NEW FINISH IS NOT INDICATED, MATCH EXISTING. PROVIDE SOUND AND PROPER SUBSTRATES TO RECEIVE NEW FINISHES.
8. SAW CUT EXISTING CONCRETE SLAB FOR NEW ELECTRICAL INSTALLATION. COORDINATE WITH ELECTRICAL DRAWINGS, PATCH FLOOR SLAB TO MATCH EXISTING CONC. SLAB, PREPARE FOR NEW FLOOR FINISH. COORDINATE WITH COLOR LAYOUT PLANS FOR NEW FLOOR FINISH.
9. THE CONTRACTOR PERFORMING DEMOLITION AND/OR REMOVAL IS RESPONSIBLE FOR PATCHING AND REPAIRING REMAINING ADJACENT SURFACES, AT AREAS OF REMOVAL AND/OR ALTERATION, TO MATCH EXISTING ADJACENT FINISHES. PATCH FLOORS AS REQUIRED TO CLOSE HOLES
10. ALL DOORS SHOWN WITH A DOOR NUMBER ARE NEW DOORS UNLESS NOTED OTHERWISE.
11. WHERE THE NOTE "PREP SURFACES" IS ENCOUNTERED, THE CONTRACTOR SHALL TAKE THIS TO MEAN ALL GLUES, RESIDUES, MASTICS, PETRUSIONS, PITTING, AND MISSING SUBSTRATE MATERIAL SHALL BE REMOVED

DEMOLITION NOTES

(1) FLOORS
- A REMOVE AND DISPOSE OF CARPET FLOORING AND WALL BASE. PREP REMAINING FLOOR SUBSTRATE AND WALL TO RECEIVE NEW FLOOR FINISHES AND BASE.
- B REMOVE AND DISPOSE OF TILE FLOORING AND WALL BASE. PREP REMAINING FLOOR SUBSTRATE AND WALL TO RECEIVE NEW FLOOR FINISHES AND BASE.
- C REMOVE AND DISPOSE OF VCT FLOORING AND STAIR NOSING. PREP REMAINING FLOOR SUBSTRATE AND WALL TO RECEIVE NEW FLOOR FINISHES.
- D REMOVE AND DISPOSE OF BROKEN TILE BASE PIECES. PREP REMAINING WALL SUBSTRATE TO RECEIVE NEW BASE.
- E REMOVE AND DISPOSE OF TILE FLOOR. PREP REMAINING FLOOR SUBSTRATE TO RECEIVE FLOORING AS INDICATED IN T/HS-A1.2.

(4) DOOR/STOREFRONT
- A REMOVE AND DISPOSE OF DOOR(S), INCLUDING FRAME, SIDELIGHTS TRANSOMS, AND ALL RELATED ANCHORS, SUPPORTS AND HARDWARE SAWCUT ALL FRAME ANCHORS. PRYING ANCHORS FROM SUBSTRATE IS IS UNACCEPTABLE.

GENERAL COLOR NOTES

1. SEE REFLECTED CEILING PLAN FOR, ACOUSTICAL PANEL TYPES.
2. IT IS THE RESPONSIBILITY OF ALL TRADES TO COORDINATE PREPARATION OF SURFACES TO RECEIVE FINISH PRODUCT. CONSULT WITH MANUFACTURER'S RECOMMENDED PRACTICES.
3. INSTALL RUBBER BASE AT ALL AREAS OF NEW FLOORING INSTALLATION.
4. ALL RUBBER REDUCERS COLORS TO BE COORDINATED WITH ADJACENT RUBBER BASE COLOR (U.N.O.)
5. INSTALL RESILIENT TRANSITIONS AT THE CENTER LINE OF DOORS IN THEIR CLOSED POSITION AT DOORWAYS.
6. AT ALL CERAMIC TILE REPLACEMENTS, PREPARE SUBSTRATE WITH A ROLL ON CRACK ISOLATION MEMBRANE.

COLOR LAY-OUT SYMBOL KEY

(6)	CERAMIC TILE FLOOR (CTF)
(CTB)	CERAMIC TILE BASE (CTB)
(A)	PAINT (P)
BFST	BARRIER FREE STONE THRESHOLD
CTB	CERAMIC TILE BASE
RT	RESILIENT TRANSITION
RFT	RUBBER FLOOR TILE
RSTA	RUBBER STAIR TREAD W / VISUALLY IMPAIRED STRIP

Kingscott
KALAMAZOO | GRAND RAPIDS | CHELSEA
259 East Michigan Ave., Suite 308
Kalamazoo, MI 49007-6403
P: 269.381.4880 | F: 269.381.9110
www.kingscott.com

SES
Strategic Energy Solutions
4000 West Eleven Mile Road Berkley, MI 48072
Phone 248.399.1900 Fax 248.399.1901
www.sesnet.com

Barton Malow

Saline Area Schools
2016 Projects Phase 1
Saline High School
Saline, Michigan

THE PURSUIT OF EXCELLENCE

REVISIONS/REVIEW	DATE
CHECK SET	1/22/2016
50% CD REVIEW	2/22/2016
BIDS AND CONSTRUCTION	3/22/2016

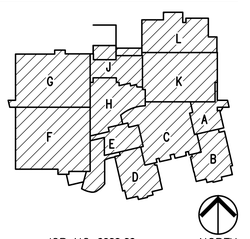

JOB NO. 2900-02 NORTH

SHEET TITLE

DEMO / FLOOR / COLOR PLAN

SHEET NO.

XXAFLR

HS-A1.2

© KINGSCOTT ASSOCIATES INC. KALAMAZOO, MICHIGAN

GENERAL NOTES

1. ALL DOORS SHOWN WITH A DOOR NUMBER ARE NEW DOORS UNLESS NOTED OTHERWISE.
2. WHERE THE NOTE "PREP SURFACES" IS ENCOUNTERED, THE CONTRACTOR SHALL TAKE THIS TO MEAN ALL GLUES, RESIDUES, MASTICS, PRTRUSIONS, PITTING, AND MISSING SUBSTRATE MATERIAL SHALL BE REMOVED

GENERAL DEMOLITION NOTES

1. CONTRACTOR IS RESPONSIBLE TO COORDINATE WITH ALL OTHER DRAWINGS AND SPECIFICATIONS FOR AREAS THAT WILL REQUIRE DEMOLITION NOT INDICATED ON THIS SHEET. ADDITIONAL DEMOLITION MAY ALSO BE SHOWN ON ELECTRICAL FLOOR PLANS.
2. COORDINATE WITH ELECTRICAL DRAWINGS FOR ADDITIONAL DEMOLITION NOTES.
3. PRIOR TO DEMOLITION, THE CONTRACTOR SHALL COORDINATE ALL ITEMS TO BE SALVAGED FOR REUSE ON THE PROJECT AND/OR RETURNED TO THE OWNER THRU THE CONSTRUCTION MANAGER. A FINAL LIST OF ITEMS SHALL BE COMPLETED BEFORE CONSTRUCTION BEGINS. ALL SUCH ITEMS SHALL BE REMOVED AND PROPERLY PACKED AND STORED TO MAINTAIN AS FOUND CONDITION.
4. ALL DEMOLITION WORK IS TO BE DONE WITH REASONABLE CARE AS TO MINIMIZE DAMAGE TO EXISTING REMAINING SURFACES. CONTRACTOR IS RESPONSIBLE TO PROPERLY DISPOSE OF ALL DEMOLISHED ITEMS NOT INDICATED TO BE RELOCATED OR TURNED OVER TO THE OWNER.
5. ALL CONTRACTORS, INCLUDING ELECTRICAL, ARE RESPONSIBLE FOR SELECT DEMOLITION WORK AS DESCRIBED IN OTHER AREAS OF THE DOCUMENTS.
6. COORDINATE DEMOLITION WORK FOR DOOR AND FRAMES W/ DOOR SCHEDULE
7. COORDINATE WITH COLOR PLANS. WHERE A NEW FINISH IS NOT INDICATED, MATCH EXISTING. PROVIDE SOUND AND PROPER SUBSTRATES TO RECEIVE NEW FINISHES.
8. SAW CUT EXISTING CONCRETE SLAB FOR NEW ELECTRICAL INSTALLATION. COORDINATE WITH ELECTRICAL DRAWINGS, PATCH FLOOR SLAB TO MATCH EXISTING CONC. SLAB. PREPARE FOR NEW FLOOR FINISH. COORDINATE WITH COLOR LAYOUT PLANS FOR NEW FLOOR FINISH.
9. THE CONTRACTOR PERFORMING DEMOLITION AND/OR REMOVAL IS RESPONSIBLE FOR PATCHING AND REPAIRING REMAINING ADJACENT SURFACES, AT AREAS OF REMOVAL AND/OR ALTERATION, TO MATCH EXISTING ADJACENT FINISHES. PATCH FLOORS AS REQUIRED TO CLOSE HOLES
10. ALL DOORS SHOWN WITH A DOOR NUMBER ARE NEW DOORS UNLESS NOTED OTHERWISE.
11. WHERE THE NOTE "PREP SURFACES" IS ENCOUNTERED, THE CONTRACTOR SHALL TAKE THIS TO MEAN ALL GLUES, RESIDUES, MASTICS, PRTRUSIONS, PITTING, AND MISSING SUBSTRATE MATERIAL SHALL BE REMOVED

DEMOLITION NOTES

(1) FLOORS

- A REMOVE AND DISPOSE OF CARPET FLOORING AND WALL BASE. PREP REMAINING FLOOR SUBSTRATE AND WALL TO RECEIVE NEW FLOOR FINISHES AND BASE.
- B REMOVE AND DISPOSE OF TILE FLOORING AND WALL BASE. PREP REMAINING FLOOR SUBSTRATE AND WALL TO RECEIVE NEW FLOOR FINISHES AND BASE.
- C REMOVE AND DISPOSE OF VCT FLOORING AND STAIR NOSING. PREP REMAINING FLOOR SUBSTRATE AND WALL TO RECEIVE NEW FLOOR FINISHES.
- D REMOVE AND DISPOSE OF BROKEN TILE BASE PIECES. PREP REMAINING WALL SUBSTRATE TO RECEIVE NEW BASE.
- E REMOVE AND DISPOSE OF TILE FLOOR. PREP REMAINING FLOOR SUBSTRATE TO RECEIVE FLOORING AS INDICATED IN 7/HS-A1.2.

(4) DOOR/STOREFRONT

- A REMOVE AND DISPOSE OF DOOR(S), INCLUDING FRAME, SIDELIGHTS TRANSOMS, AND ALL RELATED ANCHORS, SUPPORTS AND HARDWARE SAWCUT ALL FRAME ANCHORS. PRYING ANCHORS FROM SUBSTRATE IS IS UNACCEPTABLE.

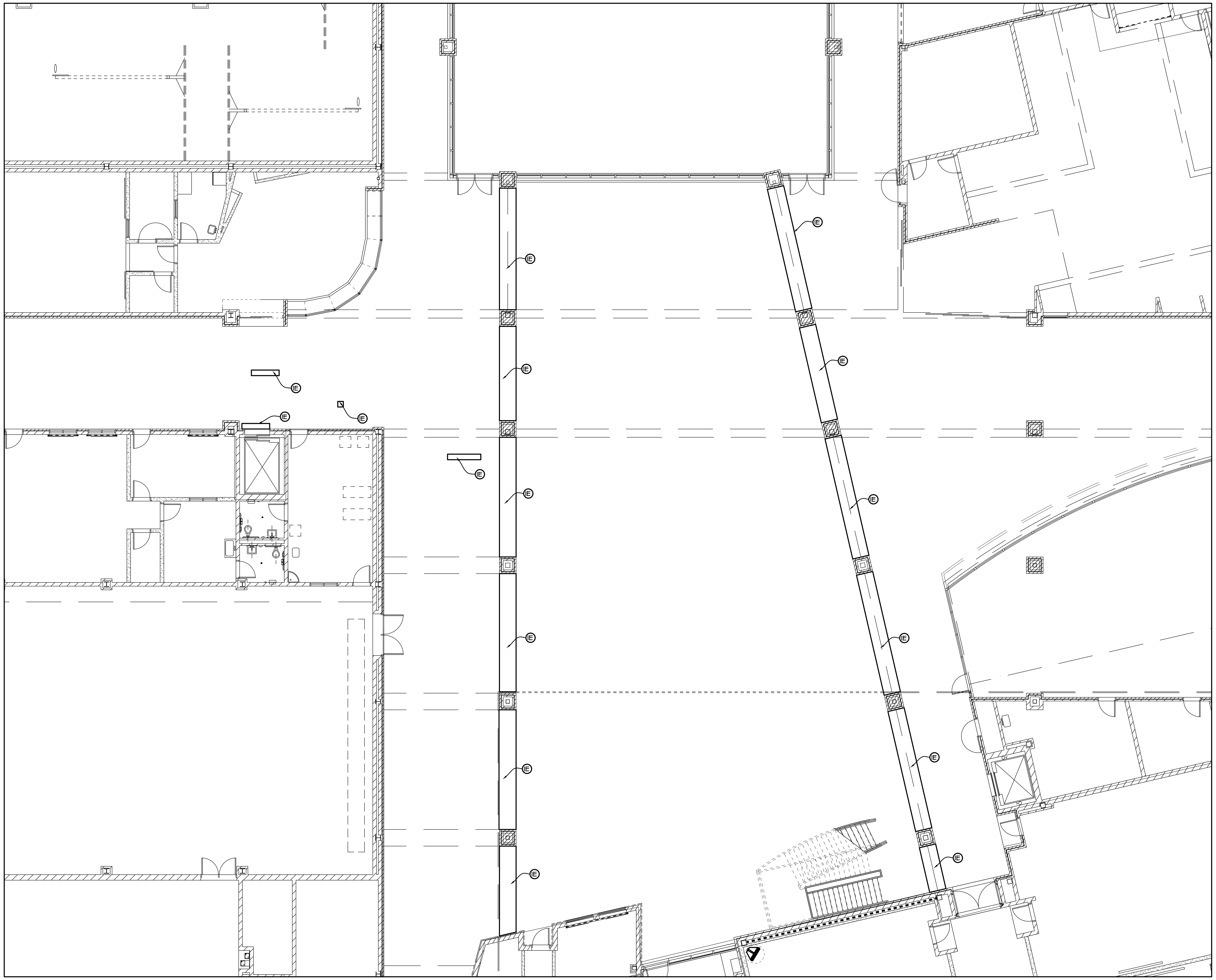

(1) PARTIAL SECOND FLOOR DEMO PLAN - UNIT H
SCALE: 1/32" = 1'-0"

Kingscott
KALAMAZOO | GRAND RAPIDS | CHELSEA
259 East Michigan Ave., Suite 308
Kalamazoo, MI 49007-6403
P: 269.381.4880 | F: 269.381.9110
www.kingscott.com

SES
Strategic Energy Solutions
4000 West Eleven Mile Road Berkley, MI 48072
Phone 248.399.1900 Fax 248.399.1901
www.sesnet.com

Barton Malow

Saline Area Schools
2016 Projects Phase 1
Saline High School
Saline, Michigan

THE PURSUIT OF EXCELLENCE

REVISIONS/REVIEW	DATE
CHECK SET	1/22/2016
50% CD REVIEW	2/22/2016
BIDS AND CONSTRUCTION	3/22/2016

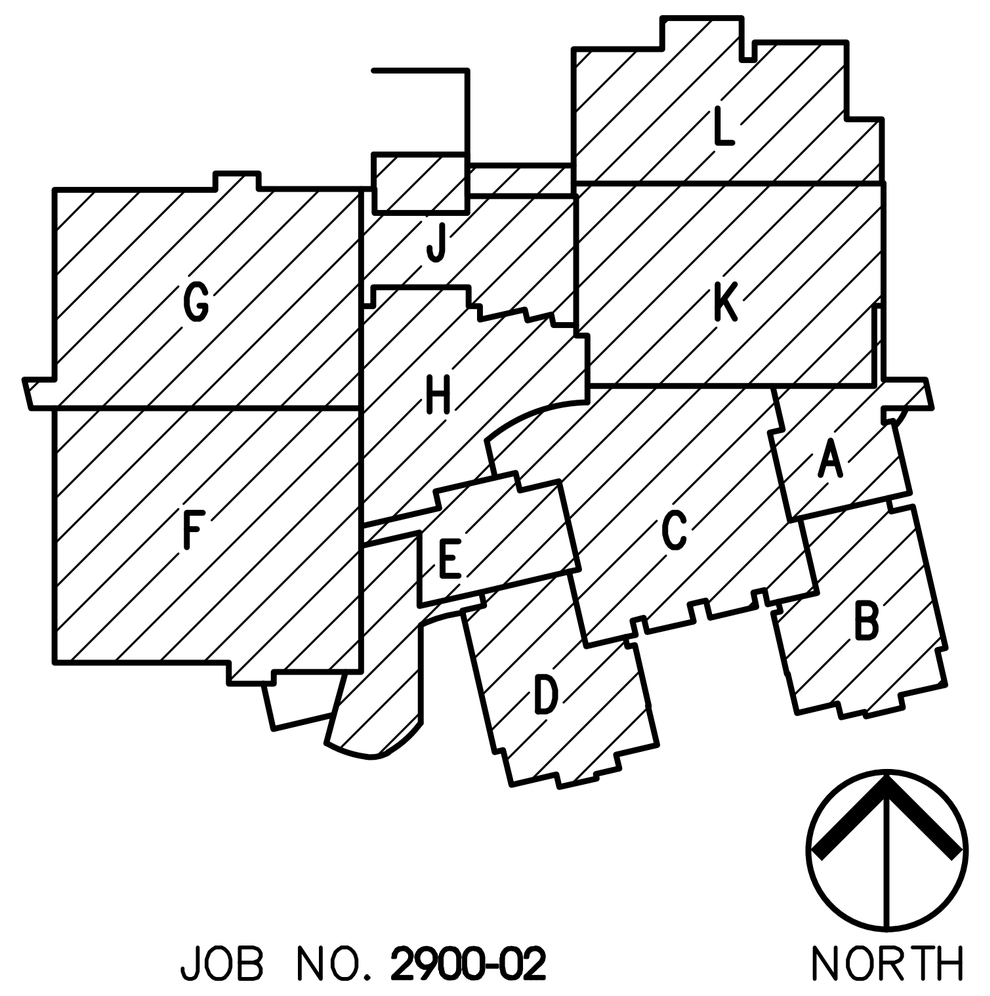

JOB NO. 2900-02

SHEET TITLE
PARTIAL SECOND FLOOR DEMO PLAN- UNIT H

SHEET NO.
XXAFLR
HS-A1.3

© KINGSCOTT ASSOCIATES INC. KALAMAZOO, MICHIGAN

GENERAL COLOR NOTES

1. SEE REFLECTED CEILING PLAN FOR, ACOUSTICAL PANEL TYPES.
2. IT IS THE RESPONSIBILITY OF ALL TRADES TO COORDINATE PREPARATION OF SURFACES TO RECEIVE FINISH PRODUCT. CONSULT WITH MANUFACTURER'S RECOMMENDED PRACTICES.
3. INSTALL RUBBER BASE AT ALL AREAS OF NEW FLOORING INSTALLATION.
4. ALL RUBBER REDUCERS COLORS TO BE COORDINATED WITH ADJACENT RUBBER BASE COLOR (U.N.O.)
5. INSTALL RESILIENT TRANSITIONS AT THE CENTER LINE OF DOORS IN THEIR CLOSED POSITION AT DOORWAYS.
6. AT ALL CERAMIC TILE REPLACEMENTS, PREPARE SUBSTRATE WITH A ROLL ON CRACK ISOLATION MEMBRANE.

COLOR LAY-OUT SYMBOL KEY

(#)	CERAMIC TILE FLOOR (CTF)
(#B)	CERAMIC TILE BASE (CTB)
△#	PAINT (P)
BFST	BARRIER FREE STONE THRESHOLD
CTB	CERAMIC TILE BASE
RT	RESILIENT TRANSITION
RFT	RUBBER FLOOR TILE
RSTA	RUBBER STAIR TREAD W / VISUALLY IMPAIRED STRIP

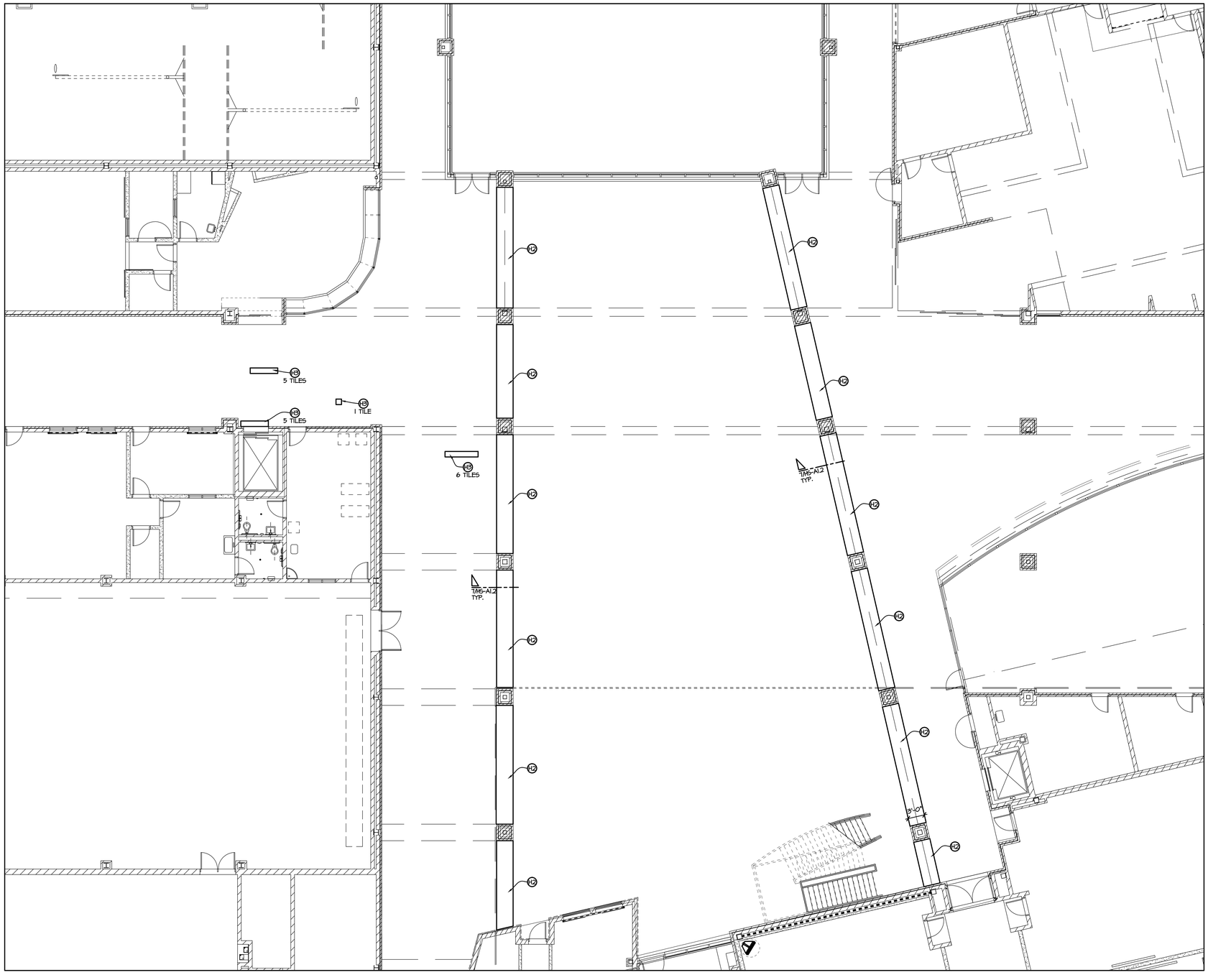

1 PARTIAL SECOND FLOOR PLAN - UNIT H
SCALE: 1/32" = 1'-0"

Kingscott
KALAMAZOO | GRAND RAPIDS | CHELSEA
259 East Michigan Ave., Suite 308
Kalamazoo, MI 49007-6403
P: 269.381.4880 | F: 269.381.9110
www.kingscott.com

SES
Strategic Energy Solutions
4000 West Eleven Mile Road Berkley, MI 48072
Phone 248.399.1900 Fax 248.399.1901
www.sesnet.com

Barton Malow

Saline Area Schools
2016 Projects Phase 1
Saline High School
Saline, Michigan

THE PURSUIT OF EXCELLENCE

REVISIONS/REVIEW	DATE
CHECK SET	1/22/2016
50% CD REVIEW	2/22/2016
BIDS AND CONSTRUCTION	3/22/2016

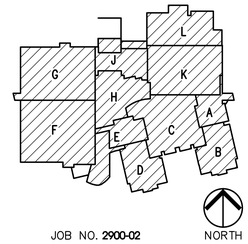

JOB NO. 2900-02

SHEET TITLE
PARTIAL SECOND FLOOR PLAN - UNIT H

SHEET NO.
XXAFLR
HS-A1.4

© KINGSCOTT ASSOCIATES INC. KALAMAZOO, MICHIGAN

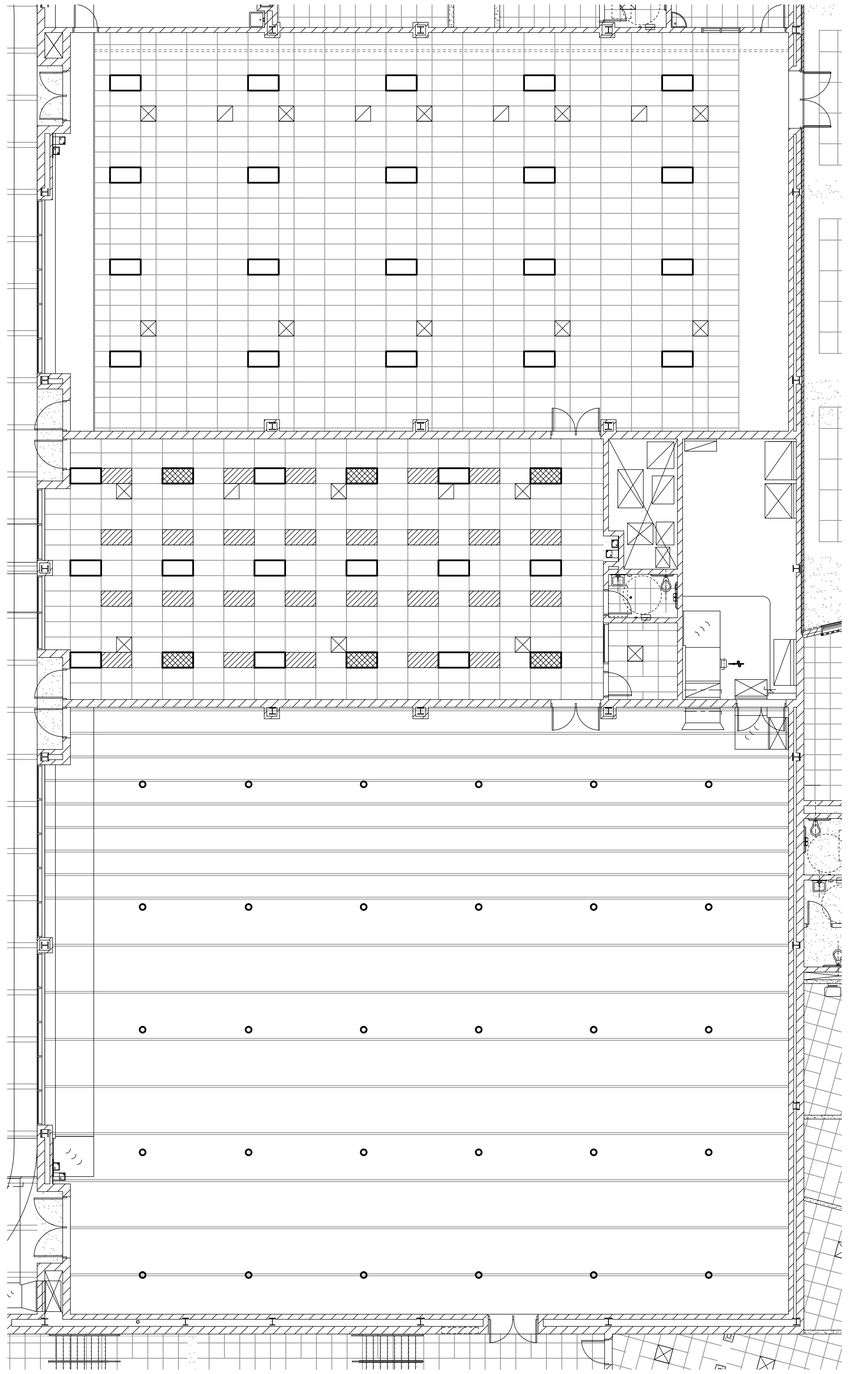

1 SECOND FLOOR REFLECTED CEILING PLAN - ZONE F/G
SCALE: 1/8" = 1'-0"

REFLECTED CEILING PLAN LEGEND

- REPLACE CEILING PANEL WHERE LIGHT HAS REMOVED, PROVIDE NEW PANELS AND GRID TO MATCH EXISTING.
- REPLACE LIGHT IN SAME LOCATION
- NEW LIGHT FIXTURE SEE ELECTRICAL
- PROVIDE NEW LIGHT FIXTURE INSTALLED SAME LOCATION WHERE EXISTING WAS REMOVED. SEE ELECTRICAL
- NEW PENDANT LIGHT FIXTURE. SEE ELECTRICAL
- RELOCATE DIFFUSER AS SHOWN
- EXISTING CEILING GRID W/ EXISTING CEILING TILE

NOTE: PROVIDE NEW CEILING TILE, MATCH EXISTING MAKE AND MODEL, WHERE EXISTING IS DAMAGED OR EXISTING REPLACEMENT TILE QUANTITY IS NOT SUFFICIENT

Kingscott
KALAMAZOO | GRAND RAPIDS | CHELSEA
259 East Michigan Ave., Suite 308
Kalamazoo, MI 49007-6403
P: 269.381.4880 | F: 269.381.9110
www.kingscott.com

SES
Strategic Energy Solutions
4000 West Eleven Mile Road Berkley, MI 48072
Phone 248.399.1900 Fax 248.399.1901
www.sesnet.com

Barton Malow

Saline Area Schools
2016 Projects Phase 1
Saline High School
Saline, Michigan

THE PURSUIT OF EXCELLENCE

REVISIONS/REVIEW	DATE
CHECK SET	1/22/2016
50% CD REVIEW	2/22/2016
BIDS AND CONSTRUCTION	3/22/2016

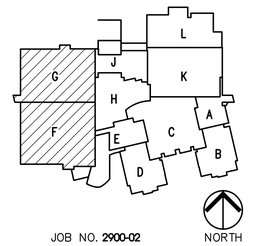

JOB NO. 2900-02 NORTH

SHEET TITLE
SECOND FLOOR REFLECTED CEILING PLAN - ZONE F/G

SHEET NO.
HS-A2.1

© KINGSCOTT ASSOCIATES INC. KALAMAZOO, MICHIGAN

LUMINAIRE SCHEDULE

FIXTURE MARK	DESCRIPTION	MANUFACTURER(S)	LAMP DESCRIPTION
LA	RECESSED 2X4 LED TROFFER WITH SQUARE DIFFUSER AND LINEAR PRISMS. DIMMING DRIVER DOWN TO 1%. MVOLT OPERATION. NOMINAL 4800 LUMEN OUTPUT.	1. LITHONIA 2BLT4-48L-SDP-EZ1-LP835 2. 3.	LED 3500'K
LAE	SAME AS FIXTURE TYPE "LA" EXCEPT FOR 1400 LUMEN EMERGENCY BATTERY PACK.		
LC8	RECESSED 8"ø LED DOWN LIGHT WITH CLEAR TRIM, SEMI-SPECULAR FINISH AND WIDE DISTRIBUTION. MVOLT OPERATION. NOMINAL 2500 LUMEN OUTPUT.	1. GOTHAM EVO-35/-25-8AR-WD-LSS-MVOLT-EZ1. 2.	LED 3500'K
LC6	RECESSED 6"ø LED DOWN LIGHT WITH CLEAR TRIM, SEMI-SPECULAR FINISH AND WIDE DISTRIBUTION. MVOLT OPERATION. NOMINAL 2000 LUMEN OUTPUT.	1. GOTHAM EVO-35/-20-6AR-WD-LSS-MVOLT-EZ1. 2.	LED 3500'K
A	UNO CIRCULAR DIRECT WHITE LED WITH OPAL ACRYLIC LENS. PENDANT MOUNTED WITH 3 SIZES, (2',4',5') FIXTURES IN A CASCADE ORIENTATION WITH THE 2' UNIT AT THE LOWEST HEIGHT. EXTRUDED ALUMINUM OUTER HOUSING. ELECTRONIC DIMMING DRIVER FOR EACH SEPERATED SIZE FIXTURE. 3500K, 92 CRI, 277V OPERATION.	1. DELRAY LIGHTING- UC2,UC4,UC5 WHITE FINISH-W35-SEPERATE REMOTE BDIM-W2 2.	LED UC2-2200 LUMENS UC4-4300 LUMENS UC5-5400 LUMENS

LUMINAIRE SCHEDULE GENERAL NOTES

1. REFER TO ELECTRICAL SPECIFICATIONS FOR MORE INFORMATION.
2. ALL LIGHT FIXTURES SHALL BE UL LABELED.
3. FIRST MANUFACTURER LISTED IS BASIS OF DESIGN. OTHER MANUFACTURERS LISTED ARE APPROVED MANUFACTURERS.
4. ELECTRICAL TRADES SHALL PROVIDE COMPLETE SUBMITTALS (SHOP DRAWINGS) ON ALL LIGHT FIXTURES, LAMPS, CONTROLS AND ACCESSORIES, ETC. REFER TO SPECIFICATION FOR SUBMITTAL FORMAT AND PROCESS.
5. ALL LUMINARIES AND CONTROLS SHALL COMPLY WITH THE MICHIGAN UNIFORM ENERGY CODE AND ASHRAE 90.1.

LIGHTING SYMBOL LIST

SYMBOL	DESCRIPTION
	FLUORESCENT LIGHT FIXTURE
	FLUORESCENT NIGHT LIGHT FIXTURE
	FLUORESCENT EMERGENCY LIGHT FIXTURE
	WALL MOUNTED FLUORESCENT LIGHT FIXTURE
	DOWNLIGHT
	DOWNLIGHT WALL WASH FIXTURE
	WALL SCONCE LIGHT FIXTURE
	SURFACE MOUNTED LIGHT FIXTURE
	INTERIOR WALL MOUNTED LIGHT FIXTURE
	TRACK AND TRACK MOUNTED LIGHT FIXTURES
	CEILING MOUNTED EXIT LIGHT - ARROWS AS INDICATED ON PLAN (SHADED AREA INDICATES FACE(S) OF FIXTURE)
	WALL MOUNTED EXIT LIGHT - ARROWS AS INDICATED ON PLAN (SHADED AREA INDICATES FACE(S) OF FIXTURE)
	EMERGENCY BATTERY UNIT
	COMBINATION EMERGENCY BATTERY UNIT/EXIT SIGN
	EXTERIOR POLE MOUNTED LIGHT FIXTURE
	EXTERIOR WALL MOUNTED LIGHT FIXTURE
	EXTERIOR POST TOP LIGHT FIXTURE
	BOLLARD LIGHT FIXTURE
	SINGLE POLE SWITCH
	TWO POLE SWITCH
	THREE WAY SWITCH
	FOUR WAY SWITCH
	KEYED SWITCH
	DIMMER SWITCH
	LOW VOLTAGE SWITCH
	SWITCH WITH PILOT LIGHT
	DUAL SWITCH

LIGHTING CONTROLS LEGEND

SYMBOL	DESCRIPTION
	DIGITAL TIMER SWITCH
	WALL OCCUPANCY SENSOR SWITCH
	OCCUPANCY SENSOR
DLS	DAYLIGHT SENSOR
P	PHOTOCELL

NOTES:
1. DRAWINGS INDICATE DESIGN INTENT ONLY.
2. SENSOR SELECTION, QUANTITY AND LOCATION TO BE DETERMINED BY MANUFACTURER BASED ON AREA TO BE COVERED.

FIRE ALARM SYMBOL LIST

SYMBOL	DESCRIPTION
F	AUDIBLE DEVICE
F	COMBINATION AUDIBLE/VISUAL DEVICE
	CEILING MOUNTED AUDIBLE/VISUAL DEVICE
S	VISUAL DEVICE
	CEILING MOUNTED VISUAL DEVICE
FD	FIRE DEPARTMENT COMMUNICATION OUTLET
F	MANUAL PULL STATION
	DOOR HOLDER
S	SMOKE DETECTOR (ZONED AS INDICATED)
S P	PHOTOELECTRIC SMOKE DETECTOR (ZONED AS INDICATED)
H	HEAT DETECTOR (ZONED AS INDICATED)
TS	TAMPER SWITCH
FS	FLOW SWITCH
D	DUCT MOUNTED SMOKE DETECTOR
FAA	FIRE ALARM ANNUNCIATOR PANEL
FACP	FIRE ALARM CONTROL PANEL

ELECTRICAL ABBREVIATIONS

ABBREV.	DESCRIPTION
AF	AMP FUSE
AFF	ABOVE FINISHED FLOOR
AIC	AVAILABLE INTERRUPTING CURRENT (AMPS)
ATS	AUTOMATIC TRANSFER SWITCH
CB	CIRCUIT BREAKER
(E)	EXISTING ELECTRICAL EQUIPMENT OR WORK
EMT	ELECTRICAL METALLIC TUBING
EWC	ELECTRIC WATER COOLER
FA	FIRE ALARM
FACP	FIRE ALARM CONTROL PANEL
FLA	FULL LOAD AMPS
G/GRD	GROUND
GFI	GROUND FAULT INTERRUPTER
HOA	HAND-OFF-AUTO
IG	ISOLATED GROUND
LP	LIGHTING PANEL
MCB	MAIN CIRCUIT BREAKER
MDP	MAIN DISTRIBUTION PANEL
MLO	MAIN LUG ONLY
NEMA	NATIONAL ELECTRICAL MANUFACTURERS ASSOCIATION
NF	NON-FUSIBLE
NIC	NOT IN CONTRACT
P	POLE
(R)	RELOCATED EXISTING ELECTRICAL EQUIPMENT
(RR)	REMOVE AND REINSTALL
RMC	RIGID METALLIC CONDUIT
RP	RECEPTACLE PANEL
TBB	TELEPHONE BACKBOARD
TYP.	TYPICAL
WG	WIRE GUARD
WP	WEATHERPROOF

POWER SYMBOL LIST

SYMBOL	DESCRIPTION
TC	TIME CLOCK
C	CONTACTOR
J	HARD WIRE CONNECTION BY ELECTRICAL CONTRACTOR
	SINGLE RECEPTACLE OUTLET
	DUPLEX RECEPTACLE OUTLET
	DUPLEX RECEPTACLE OUTLET MOUNTED 6" ABOVE FINISH COUNTER
C	CEILING MOUNTED DUPLEX RECEPTACLE OUTLET
	EMERGENCY DUPLEX RECEPTACLE OUTLET
	DEDICATED DUPLEX RECEPTACLE OUTLET
	QUAD RECEPTACLE OUTLET
	DEDICATED QUAD RECEPTACLE OUTLET
	FLOOR MOUNTED DUPLEX RECEPTACLE OUTLET
	NEMA RECEPTACLE OUTLET (CONFIGURATION AS NOTED)
	PLUG STRIP
J	JUNCTION BOX (C=CEILING MOUNTED)
	RECEPTACLE PANEL
	LIGHTING PANEL
	DISTRIBUTION/EQUIPMENT POWER PANEL
T	TRANSFORMER
	SINGLE PHASE MOTOR
	THREE PHASE MOTOR
	CONDUIT DOWN
	CONDUIT UP
	GROUNDING ROD
	GROUND
	GROUNDING BAR
M	METER
	NON-FUSED DISCONNECT SWITCH
	FUSED DISCONNECT SWITCH
	COMBINATION MAGNETIC MOTOR STARTER
	MOTOR RATED SWITCH
TVSS	TRANSIENT VOLTAGE SURGE SUPPRESSOR

AUXILIARY SYST. SYMBOL LIST

SYMBOL	DESCRIPTION
	TELEPHONE OUTLET
	FLOOR MOUNTED TELEPHONE OUTLET BOX (TYP.)
	TELEPHONE OUTLET MOUNTED 6" ABOVE FINISHED COUNTER
	DATA OUTLET
	COMBINATION OUTLET (VOICE, VIDEO, AND/OR DATA)
C	CEILING MOUNTED OUTLET BOX (TYP.)
	PUSH BUTTON
	BELL
CR	CARD READER
DH	MAGNETIC DOOR HOLD
	TELEVISION OUTLET
	WALL CLOCK
	DOUBLE SIDED WALL CLOCK
S	COMBINATION WALL CLOCK / SPEAKER
S	SPEAKER
	CAMERA

DRAWING INDEX

SHT NO	DESCRIPTION
HS-E0.0	ELECTRICAL GENERAL NOTES
HS-ES1.1	NOT ISSUED
HS-ED2.1	SECOND FLOOR LIGHTING DEMOLITION PLAN - ZONE H
HS-ED2.2	SECOND FLOOR LIGHTING DEMOLITION PLAN - ZONE F
HS-ED2.3	SECOND FLOOR LIGHTING DEMOLITION PLAN - ZONE G
HS-ED4.1	ELECTRICAL LIGHTING DEMOLITION PLAN - CONCOURSE
HS-EL2.1	SECOND FLOOR LIGHTING PLAN - ZONE H
HS-EL2.2	SECOND FLOOR LIGHTING PLAN - ZONE F
HS-EL2.3	SECOND FLOOR LIGHTING PLAN - ZONE G
HS-EL4.1	CONCOURSE LIGHTING PLAN
HS-EP2.1	SECOND FLOOR POWER PLAN
HS-E5.0	ELECTRICAL DETAILS

DRAWING NOTATION

SYMBOL	DESCRIPTION
	LIGHTING FIXTURE TAG
	CONSTRUCTION KEY NOTE NUMBER 1
	DEMOLITION KEY NOTE NUMBER 1
	EQUIPMENT DESIGNATION, (I.E. EXHAUST FAN NUMBER 1)
	EXISTING DEVICES OR EQUIPMENT
	NEW OR MODIFIED DEVICES OR EQUIPMENT
	NEW OR MODIFIED UNDERGROUND WIRING
	EXISTING SYSTEM COMPONENT TO BE REMOVED

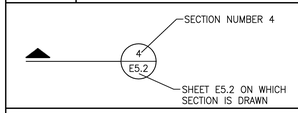

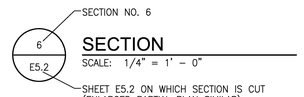

APPLICABLE CODES AND REGULATIONS

YEAR	CODE
2014	MICHIGAN ELECTRICAL CODE RULES, PART 8
2014	NATIONAL ELECTRICAL CODE (NFPA 70)
2012	MICHIGAN BUILDING CODE
2012	MICHIGAN REHABILITATION CODE FOR EXISTING BUILDINGS
2009	MICHIGAN RESIDENTIAL CODE
2009	MICHIGAN UNIFORM ENERGY CODE
2010	NFPA 20
2010	NFPA 72
2012	NFPA 101
2010	NFPA 110
2009	ICC A117.1 ACCESSIBLE AND USABLE BUILDINGS & FACILITIES

PROGRESS PRINT

THE PURPOSE OF THIS DRAWING IS TO ILLUSTRATE DESIGN INTENT ONLY. THIS DOCUMENT IS A PROGRESS PRINT FOR REVIEW, AND SHOULD NOT BE CONSTRUED TO ILLUSTRATE COMPLETENESS OF THE FINAL SCOPE OF WORK FOR THIS PROJECT.

Kingscott
KALAMAZOO | GRAND RAPIDS | CHELSEA
259 East Michigan Ave., Suite 308
Kalamazoo, MI 49007-6403
P: 269.381.4880 | F: 269.381.9110
www.kingscott.com

SES
Strategic Energy Solutions
Phone 248.399.1900 Fax 248.399.1901
www.sesnet.com

© 2015 SES, INC.
SES Project # 16 0588 01 High

Barton Malow

Saline Area Schools
2016 Projects Phase 1
Saline High School
Saline, Michigan

THE PURSUIT OF EXCELLENCE

REVISIONS/REVIEW	DATE
CHECK SET	1/22/2016
50% CD REVIEW	2/22/2016
PROGRESS	3/11/2016

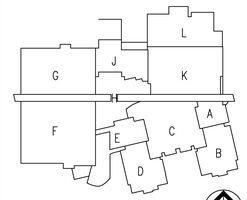

JOB NO. **2900-02**

SHEET TITLE
ELECTRICAL GENERAL NOTES

SHEET NO.
HS-E0.0

© KINGSCOTT ASSOCIATES INC. KALAMAZOO, MICHIGAN

SECOND FLOOR LIGHTING DEMOLITION PLAN - ZONE H
SCALE: 1/8" = 1'-0"

GENERAL DEMOLITION NOTES

1. VISIT THE SITE PRIOR TO SUBMISSION OF BID TO EXAMINE THE EXISTING CONDITIONS AND THE EXTENT OF DEMOLITION WORK.
2. EXAMINE THE DRAWINGS OF OTHER TRADES, BE FAMILIAR WITH THE DEMOLITION REQUIRED BY OTHER TRADES. PERFORM ALL INCIDENTAL ELECTRICAL DEMOLITION AND/OR RELOCATION OF DEVICES AND EQUIPMENT REQUIRED TO FACILITATE THE DEMOLITION WORK OF OTHER TRADES.
3. REMOVE LIGHTING FIXTURES AND ELECTRICAL DEVICES AS INDICATED ON PLAN. DEMOLITION SHALL INCLUDE, BUT NOT BE LIMITED TO THOSE DEVICES SHOWN.
4. COORDINATE WITH NEW WORK PLANS, ONE LINE AND RISER DIAGRAMS FOR EXTENT OF DEMOLITION WORK.
5. COORDINATE ANY SHUTDOWN OF EXISTING SERVICES AND EQUIPMENT REMAINING IN USE WITH OWNERS' REPRESENTATIVE. WHERE EXISTING BUILDING SERVICE IS REQUIRED TO BE SHUT DOWN, INCLUDE ALL ASSOCIATED OVERTIME COST TO PERFORM THIS WORK DURING EVENINGS AND WEEKENDS. INCLUDE ALL COSTS FOR PROVIDING TEMPORARY POWER WHERE SHUTDOWNS OCCUR FOR PERIODS LONGER THAN THE ABOVE STATED HOURS.
6. COORDINATE THE SHUT DOWN OF ELECTRICAL EQUIPMENT WITH THE OWNERS' REPRESENTATIVE A MINIMUM OF 72 HOURS PRIOR TO SHUT DOWN.
7. REMOVE ALL CONDUIT AND WIRE BACK TO NEAREST UPSTREAM DEVICE REMAINING IN SERVICE.
8. WHERE DEMOLITION WORK AFFECTS ELECTRICAL SERVICE TO DOWNSTREAM DEVICES TO REMAIN; EXTEND CONDUIT AND WIRE AS REQUIRED TO MAINTAIN ELECTRICAL SERVICE.
9. DISPOSE OF ALL MATERIALS OFF SITE AND INCLUDE ALL COSTS FOR DISPOSAL IN BID. ALL MATERIALS SHALL BE DISPOSED OF IN ACCORDANCE WITH ALL FEDERAL, STATE AND LOCAL REGULATIONS, INCLUDING TCLP TESTING, PRIOR TO DISPOSAL AND/OR RECYCLING OF FLUORESCENT LAMPS.
10. PROVIDE BLANK COVER PLATES WHERE SWITCHES AND DEVICES ARE REMOVED AND WALL REMAINS INTACT. MARK ALL UNUSED CIRCUIT BREAKERS AS "SPARE".
11. CONTRACTOR TO TAG ALL CIRCUITS AT BOTH ENDS AFFECTED BY THIS ALTERATION.
12. CONTRACTOR SHALL PROVIDE UPDATED, TYPED-IN DIRECTORIES FOR ALL PANELS AFFECTED BY THIS ALTERATION.
13. CONTRACTOR SHALL VERIFY ALL UNDERGROUND AND IN-SLAB UTILITIES LOCATIONS PRIOR TO SAW CUTTING OR PENETRATING ANY FLOOR SLABS.
14. REFER TO NEW WORK SHEETS FOR LIGHTING AND POWER CIRCUIT DESIGNATIONS.
15. EXTEND EXISTING CONDUIT AND WIRE AS REQUIRED FOR ALL RELOCATED DEVICES.

DEMOLITION KEYED NOTES

1. EXISTING PENDANT INDIRECT HID FIXTURES TO BE REMOVED. REMOVE CONDUIT AND WIRING BACK TO JUNCTION BOX FEEDING THE AREA OR TO SOURCE WHICHEVER IS CLOSER. EXISTING CEILING IS APPROXIMATELY 25FT HIGH.
2. EXISTING RECESSED INCANDESCENT DOWNLIGHTS TO BE REMOVED AND REPLACED IN PLACE WITH NEW LED DOWNLIGHTS. REMOVE INCANDESCENT FIXTURES COMPLETE AND PROTECT EXISTING CIRCUIT FOR RECONNECTION TO NEW FIXTURE. EXISTING CEILING IS APPROXIMATELY 25FT HIGH.
3. EXISTING RECESSED COMPACT FLUORESCENT 8" ROUND FIXTURES TO BE REMOVED. REMOVE CONDUIT AND WIRING BACK TO JUNCTION BOX FEEDING THE AREA OR TO SOURCE WHICHEVER IS CLOSER. EXISTING CEILING IS APPROXIMATELY 25FT HIGH.
4. EXISTING 20" ROUND PENDANT MOUNTED FLUORESCENT BIAX LAMPS FIXTURES TO BE REMOVED. REMOVE CONDUIT AND WIRING BACK TO JUNCTION BOX FEEDING THE AREA OR TO SOURCE WHICHEVER IS CLOSER. EXISTING CEILING IS APPROXIMATELY 14FT HIGH.
5. EXISTING 2X4 3 LAMP RECESSED FLUORESCENT FIXTURES TO BE REMOVED AND REPLACED WITH 2X4 LED FIXTURES. REMOVE CONDUIT AND WIRING BACK TO JUNCTION BOX FEEDING THE AREA OR TO SOURCE WHICHEVER IS CLOSER.
6. EXISTING 20" ROUND PENDANT MOUNTED FLUORESCENT BIAX LAMPS FIXTURES TO BE REMOVED AND REPLACED IN PLACE WITH NEW HIGH BAY LED ROUND FIXTURES. PROTECT EXISTING CIRCUIT FOR RECONNECTION TO NEW FIXTURE. EXISTING CEILING IS APPROXIMATELY 25FT HIGH.
7. EXISTING COMBINATION OF INDIRECT AND DIRECT HID FIXTURES IN AUXILLARY GYM TO BE REMOVED AND REPLACE WITH NEW LED HIGH BAY ROUND FIXTURES. REMOVE CONDUIT AND WIRING BACK TO JUNCTION BOX OR SOURCE WHICHEVER IS CLOSER. REFER TO NEW WORK PLANS FOR NEW LAYOUT.
8. EXISTING PENDANT STEM MOUNTED HID INDIRECT POOL FIXTURES TO BE REMOVED AND REPLACED IN PLACE WITH LED RETROFIT FIXTURE. REUSE EXISTING CIRCUIT, STEMS, AND FIXTURE BODY. DISCONNECT AND REMOVED EXISTING REMOTE HID BALLASTS. REUSE EXISTING CIRCUIT FOR NEW LED FIXTURES, EXTEND AS REQUIRED.
9. EXISTING PENDANT MOUNTED HID DIRECT STEM MOUNTED FIXTURES TO BE REMOVED AND REPLACED IN PLACE WITH NEW LED FIXTURE. REFER TO NEW PLANS FOR MORE INFORMATION.

PROGRESS PRINT
THE PURPOSE OF THIS DRAWING IS TO ILLUSTRATE DESIGN INTENT ONLY. THIS DOCUMENT IS A PROGRESS PRINT FOR REVIEW, AND SHOULD NOT BE CONSTRUED TO ILLUSTRATE COMPLETENESS OF THE FINAL SCOPE OF WORK FOR THIS PROJECT.

Kingscott
KALAMAZOO | GRAND RAPIDS | CHELSEA
259 East Michigan Ave., Suite 308
Kalamazoo, MI 49007-6403
P: 269.381.4880 | F: 269.381.9110
www.kingscott.com

SES
Strategic Energy Solutions
Phone 248.399.1900 Fax 248.399.1901
www.sesnet.com
© 2015 SES, INC.
SES Project # 16 0588 01 High

Barton Malow

Saline Area Schools 2016 Projects Phase 1
Saline High School
Saline, Michigan

THE PURSUIT OF EXCELLENCE

REVISIONS/REVIEW	DATE
CHECK SET	1/22/2016
50% CD REVIEW	2/22/2016
PROGRESS	3/11/2016

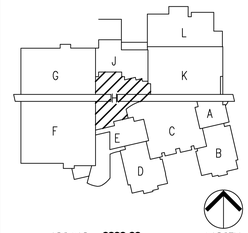

JOB NO. 2900-02

SHEET TITLE
SECOND FLOOR LIGHTING DEMOLITION PLAN - ZONE H

SHEET NO.
HS-ED2.1

© KINGSCOTT ASSOCIATES INC. KALAMAZOO, MICHIGAN



DEMOLITION KEYED NOTES

1. EXISTING PENDANT INDIRECT HID FIXTURES TO BE REMOVED. REMOVE CONDUIT AND WIRING BACK TO JUNCTION BOX FEEDING THE AREA OR TO SOURCE WHICHEVER IS CLOSER. EXISTING CEILING IS APPROXIMATELY 25FT HIGH.
2. EXISTING RECESSED INCANDESCENT DOWNLIGHTS TO BE REMOVED AND REPLACED IN PLACE WITH NEW LED DOWNLIGHTS. REMOVE INCANDESCENT FIXTURES COMPLETE AND PROTECT EXISTING CIRCUIT FOR RECONNECTION TO NEW FIXTURE. EXISTING CEILING IS APPROXIMATELY 25FT HIGH.
3. EXISTING RECESSED COMPACT FLUORESCENT 8" ROUND FIXTURES TO BE REMOVED. REMOVE CONDUIT AND WIRING BACK TO JUNCTION BOX FEEDING THE AREA OR TO SOURCE WHICHEVER IS CLOSER. EXISTING CEILING IS APPROXIMATELY 25FT HIGH.
4. EXISTING 20" ROUND PENDANT MOUNTED FLUORESCENT B1AX LAMPS FIXTURES TO BE REMOVED. REMOVE CONDUIT AND WIRING BACK TO JUNCTION BOX FEEDING THE AREA OR TO SOURCE WHICHEVER IS CLOSER. EXISTING CEILING IS APPROXIMATELY 14FT HIGH.
5. EXISTING 2X4 3 LAMP RECESSED FLUORESCENT FIXTURES TO BE REMOVED AND REPLACED WITH 2X4 LED FIXTURES. REMOVE CONDUIT AND WIRING BACK TO JUNCTION BOX FEEDING THE AREA OR TO SOURCE WHICHEVER IS CLOSER.
6. EXISTING 20" ROUND PENDANT MOUNTED FLUORESCENT B1AX LAMPS FIXTURES TO BE REMOVED AND REPLACED IN PLACE WITH NEW HIGH BAY LED ROUND FIXTURES. PROTECT EXISTING CIRCUIT FOR RECONNECTION TO NEW FIXTURE. EXISTING CEILING IS APPROXIMATELY 25FT HIGH.
7. EXISTING COMBINATION OF INDIRECT AND DIRECT HID FIXTURES IN AUXILLARY GYM TO BE REMOVED AND REPLACE WITH NEW LED HIGH BAY ROUND FIXTURES. REMOVE CONDUIT AND WIRING BACK TO JUNCTION BOX OR SOURCE WHICHEVER IS CLOSER. REFER TO NEW WORK PLANS FOR NEW LAYOUT.
8. EXISTING PENDANT STEM MOUNTED HID INDIRECT POOL FIXTURES TO BE REMOVED AND REPLACED IN PLACE WITH LED RETROFIT FIXTURE. REUSE EXISTING CIRCUIT, STEMS, AND FIXTURE BODY. DISCONNECT AND REMOVED EXISTING REMOTE HID BALLASTS. REUSE EXISTING CIRCUIT FOR NEW LED FIXTURES, EXTEND AS REQUIRED.
9. EXISTING PENDANT MOUNTED HID DIRECT STEM MOUNTED FIXTURES TO BE REMOVED AND REPLACED IN PLACE WITH NEW LED FIXTURE. REFER TO NEW PLANS FOR MORE INFORMATION.

SECOND FLOOR LIGHTING DEMOLITION PLAN - ZONE F

SCALE: 1/8" = 1'-0"

PROGRESS PRINT

THE PURPOSE OF THIS DRAWING IS TO ILLUSTRATE DESIGN INTENT ONLY. THIS DOCUMENT IS A PROGRESS PRINT FOR REVIEW, AND SHOULD NOT BE CONSTRUED TO ILLUSTRATE COMPLETENESS OF THE FINAL SCOPE OF WORK FOR THIS PROJECT.

Kingscott

KALAMAZOO | GRAND RAPIDS | CHELSEA

259 East Michigan Ave., Suite 308
Kalamazoo, MI 49007-6403
P: 269.381.4880 | F: 269.381.9110
www.kingscott.com

SES
Strategic Energy Solutions

Phone 248.399.1900 Fax 248.399.1901
www.sesnet.com

© 2015 SES, INC.

SES Project # 16 0588 01 High

Barton Malow

Saline Area Schools
2016 Projects Phase 1
Saline High School
Saline, Michigan

THE PURSUIT OF EXCELLENCE

REVISIONS/REVIEW	DATE
CHECK SET	1/22/2016
50% CD REVIEW	2/22/2016
PROGRESS	3/11/2016

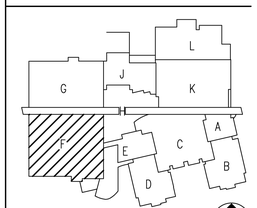

JOB NO. 2900-02 NORTH

SHEET TITLE
SECOND FLOOR LIGHTING DEMOLITION PLAN - ZONE F

SHEET NO.
HS-ED2.2

© KINGSCOTT ASSOCIATES INC. KALAMAZOO, MICHIGAN

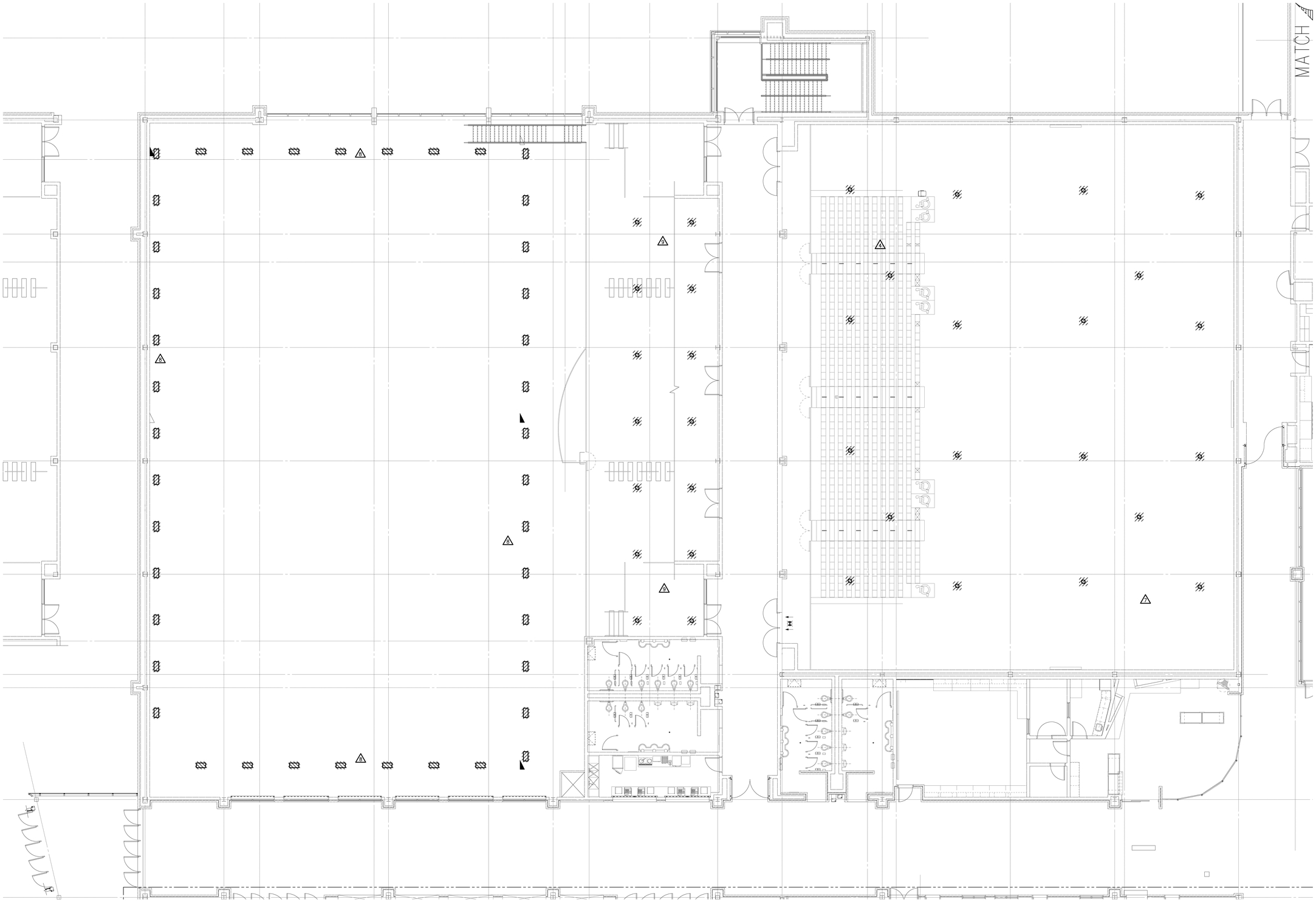

SECOND FLOOR LIGHTING DEMOLITION PLAN - ZONE G
SCALE: 1/8" = 1'-0"

DEMOLITION KEYED NOTES

1. EXISTING PENDANT INDIRECT HID FIXTURES TO BE REMOVED. REMOVE CONDUIT AND WIRING BACK TO JUNCTION BOX FEEDING THE AREA OR TO SOURCE WHICHEVER IS CLOSER. EXISTING CEILING IS APPROXIMATELY 25FT HIGH.
2. EXISTING RECESSED INCANDESCENT DOWNLIGHTS TO BE REMOVED AND REPLACED IN PLACE WITH NEW LED DOWNLIGHTS. REMOVE INCANDESCENT FIXTURES COMPLETE AND PROTECT EXISTING CIRCUIT FOR RECONNECTION TO NEW FIXTURE. EXISTING CEILING IS APPROXIMATELY 25FT HIGH.
3. EXISTING RECESSED COMPACT FLUORESCENT 8" ROUND FIXTURES TO BE REMOVED. REMOVE CONDUIT AND WIRING BACK TO JUNCTION BOX FEEDING THE AREA OR TO SOURCE WHICHEVER IS CLOSER. EXISTING CEILING IS APPROXIMATELY 25FT HIGH.
4. EXISTING 20" ROUND PENDANT MOUNTED FLUORESCENT BIAX LAMPS FIXTURES TO BE REMOVED. REMOVE CONDUIT AND WIRING BACK TO JUNCTION BOX FEEDING THE AREA OR TO SOURCE WHICHEVER IS CLOSER. EXISTING CEILING IS APPROXIMATELY 14FT HIGH.
5. EXISTING 2X4 3 LAMP RECESSED FLUORESCENT FIXTURES TO BE REMOVED AND REPLACED WITH 2X4 LED FIXTURES. REMOVE CONDUIT AND WIRING BACK TO JUNCTION BOX FEEDING THE AREA OR TO SOURCE WHICHEVER IS CLOSER.
6. EXISTING 20" ROUND PENDANT MOUNTED FLUORESCENT BIAX LAMPS FIXTURES TO BE REMOVED AND REPLACED IN PLACE WITH NEW HIGH BAY LED ROUND FIXTURES. PROTECT EXISTING CIRCUIT FOR RECONNECTION TO NEW FIXTURE. EXISTING CEILING IS APPROXIMATELY 25FT HIGH.
7. EXISTING COMBINATION OF INDIRECT AND DIRECT HID FIXTURES IN AUXILLARY GYM TO BE REMOVED AND REPLACE WITH NEW LED HIGH BAY ROUND FIXTURES. REMOVE CONDUIT AND WIRING BACK TO JUNCTION BOX OR SOURCE WHICHEVER IS CLOSER. REFER TO NEW WORK PLANS FOR NEW LAYOUT.
8. EXISTING PENDANT STEM MOUNTED HID INDIRECT POOL FIXTURES TO BE REMOVED AND REPLACED IN PLACE WITH LED RETROFIT FIXTURE. REUSE EXISTING CIRCUIT, STEMS, AND FIXTURE BODY. DISCONNECT AND REMOVED EXISTING REMOTE HID BALLASTS. REUSE EXISTING CIRCUIT FOR NEW LED FIXTURES, EXTEND AS REQUIRED.
9. EXISTING PENDANT MOUNTED HID DIRECT STEM MOUNTED FIXTURES TO BE REMOVED AND REPLACED IN PLACE WITH NEW LED FIXTURE. REFER TO NEW PLANS FOR MORE INFORMATION.

PROGRESS PRINT
THE PURPOSE OF THIS DRAWING IS TO ILLUSTRATE DESIGN INTENT ONLY. THIS DOCUMENT IS A PROGRESS PRINT FOR REVIEW, AND SHOULD NOT BE CONSTRUED TO ILLUSTRATE COMPLETENESS OF THE FINAL SCOPE OF WORK FOR THIS PROJECT.

Kingscott
KALAMAZOO | GRAND RAPIDS | CHELSEA
259 East Michigan Ave., Suite 308
Kalamazoo, MI 49007-6403
P: 269.381.4880 | F: 269.381.9110
www.kingscott.com

SES
Strategic Energy Solutions
Phone 248.399.1900 Fax 248.399.1901
www.sesnet.com
© 2015 SES, INC.
SES Project # 16 0588 01 High

Barton Malow

Saline Area Schools
2016 Projects Phase 1
Saline High School
Saline, Michigan

THE PURSUIT OF EXCELLENCE

REVISIONS/REVIEW	DATE
CHECK SET	1/22/2016
50% CD REVIEW	2/22/2016
PROGRESS	3/11/2016

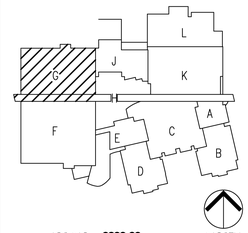

JOB NO. **2900-02**
NORTH

SHEET TITLE
SECOND FLOOR LIGHTING DEMOLITION PLAN - ZONE G

SHEET NO.
HS-ED2.3

© KINGSCOTT ASSOCIATES INC. KALAMAZOO, MICHIGAN

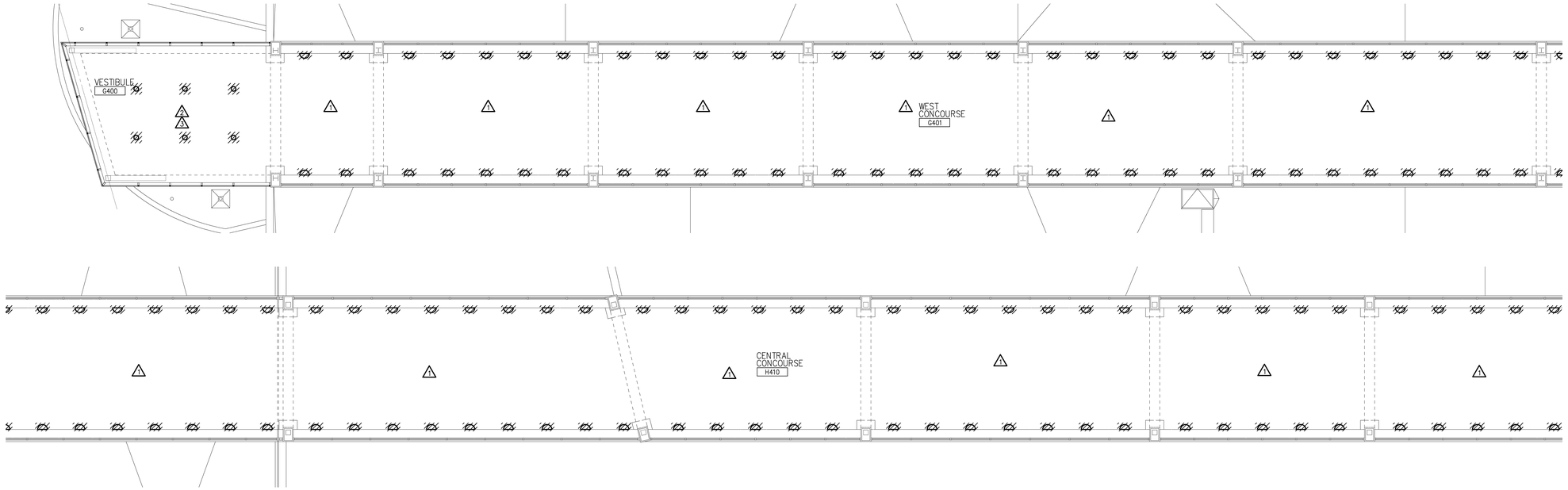

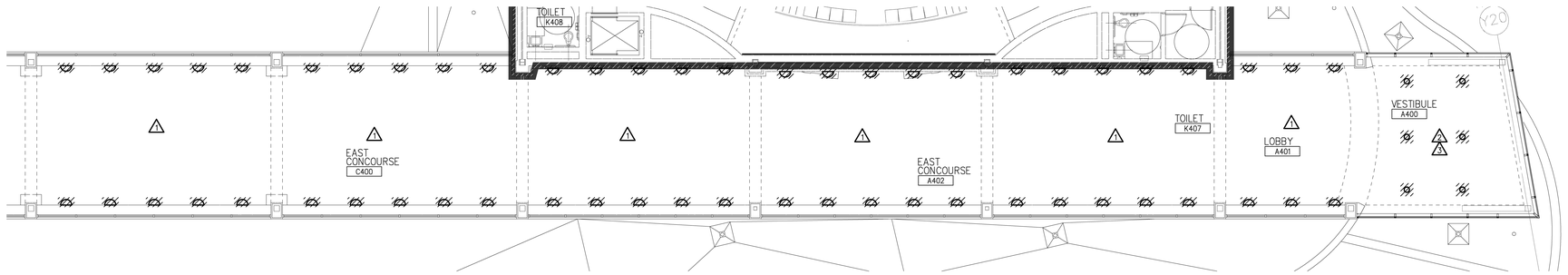

GENERAL DEMOLITION NOTES

1. VISIT THE SITE PRIOR TO SUBMISSION OF BID TO EXAMINE THE EXISTING CONDITIONS AND THE EXTENT OF DEMOLITION WORK.
2. EXAMINE THE DRAWINGS OF OTHER TRADES, BE FAMILIAR WITH THE DEMOLITION REQUIRED BY OTHER TRADES. PERFORM ALL INCIDENTAL ELECTRICAL DEMOLITION AND/OR RELOCATION OF DEVICES AND EQUIPMENT REQUIRED TO FACILITATE THE DEMOLITION WORK OF OTHER TRADES.
3. REMOVE LIGHTING FIXTURES AND ELECTRICAL DEVICES AS INDICATED ON PLAN. DEMOLITION SHALL INCLUDE, BUT NOT BE LIMITED TO THOSE DEVICES SHOWN.
4. COORDINATE WITH NEW WORK PLANS, ONE LINE AND RISER DIAGRAMS FOR EXTENT OF DEMOLITION WORK.
5. COORDINATE ANY SHUTDOWN OF EXISTING SERVICES AND EQUIPMENT REMAINING IN USE WITH OWNERS' REPRESENTATIVE. WHERE EXISTING BUILDING SERVICE IS REQUIRED TO BE SHUT DOWN, INCLUDE ALL ASSOCIATED OVERTIME COST TO PERFORM THIS WORK DURING EVENINGS AND WEEKENDS. INCLUDE ALL COSTS FOR PROVIDING TEMPORARY POWER WHERE SHUTDOWNS OCCUR FOR PERIODS LONGER THAN THE ABOVE STATED HOURS.
6. COORDINATE THE SHUT DOWN OF ELECTRICAL EQUIPMENT WITH THE OWNERS' REPRESENTATIVE A MINIMUM OF 72 HOURS PRIOR TO SHUT DOWN.
7. REMOVE ALL CONDUIT AND WIRE BACK TO NEAREST UPSTREAM DEVICE REMAINING IN SERVICE.
8. WHERE DEMOLITION WORK AFFECTS ELECTRICAL SERVICE TO DOWNSTREAM DEVICES TO REMAIN; EXTEND CONDUIT AND WIRE AS REQUIRED TO MAINTAIN ELECTRICAL SERVICE.
9. DISPOSE OF ALL MATERIALS OFF SITE AND INCLUDE ALL COSTS FOR DISPOSAL IN BID. ALL MATERIALS SHALL BE DISPOSED OF IN ACCORDANCE WITH ALL FEDERAL, STATE AND LOCAL REGULATIONS, INCLUDING TCLP TESTING, PRIOR TO DISPOSAL AND/OR RECYCLING OF FLUORESCENT LAMPS.
10. PROVIDE BLANK COVER PLATES WHERE SWITCHES AND DEVICES ARE REMOVED AND WALL REMAINS INTACT. MARK ALL UNUSED CIRCUIT BREAKERS AS "SPARE".
11. CONTRACTOR TO TAG ALL CIRCUITS AT BOTH ENDS AFFECTED BY THIS ALTERATION.
12. CONTRACTOR SHALL PROVIDE UPDATED, TYPED-IN DIRECTORIES FOR ALL PANELS AFFECTED BY THIS ALTERATION.
13. CONTRACTOR SHALL VERIFY ALL UNDERGROUND AND IN-SLAB UTILITIES LOCATIONS PRIOR TO SAW CUTTING OR PENETRATING ANY FLOOR SLABS.
14. REFER TO NEW WORK SHEETS FOR LIGHTING AND POWER CIRCUIT DESIGNATIONS.
15. EXTEND EXISTING CONDUIT AND WIRE AS REQUIRED FOR ALL RELOCATED DEVICES.

DEMOLITION KEYED NOTES

1. EXISTING WALL MOUNTED INDIRECT HID FIXTURES WITH 1000W HID LAMPS TO BE RETROFITTED WITH NEW LED LAMPS. ONLY 4 FIXTURES PER BAY WILL BE RETROFITTED, OTHER FIXTURES TO REMAIN UNCHANGED. REFER TO NEW LIGHTING PLANS FOR ADDITIONAL INFORMATION.
2. EXISTING RECESSED COMPACT FLUORESCENT 8" ROUND FIXTURES TO BE REMOVED. REMOVE CONDUIT AND WIRING BACK TO JUNCTION BOX FEEDING THE AREA OR TO SOURCE WHICHEVER IS CLOSER. EXISTING CEILING IS APPROXIMATELY 25FT HIGH.
3. EXISTING VESTIBULE RECESSED COMPACT FLUORESCENT 8" ROUND FIXTURES TO BE REMOVED. REMOVE CONDUIT AND WIRING BACK TO JUNCTION BOX FEEDING THE AREA OR TO SOURCE WHICHEVER IS CLOSER. EXISTING CEILING IS APPROXIMATELY 10FT HIGH.

ELECTRICAL LIGHTING DEMOLITION PLAN - CONCOURSE

SCALE: 1/8" = 1'-0"

PROGRESS PRINT

THE PURPOSE OF THIS DRAWING IS TO ILLUSTRATE DESIGN INTENT ONLY. THIS DOCUMENT IS A PROGRESS PRINT FOR REVIEW, AND SHOULD NOT BE CONSTRUED TO ILLUSTRATE COMPLETENESS OF THE FINAL SCOPE OF WORK FOR THIS PROJECT.

Kingscott
KALAMAZOO | GRAND RAPIDS | CHELSEA
259 East Michigan Ave., Suite 308
Kalamazoo, MI 49007-6403
P: 269.381.4880 | F: 269.381.9110
www.kingscott.com

SES
Strategic Energy Solutions
Phone 248.399.1900 Fax 248.399.1901
www.sesnet.com
© 2015 SES, INC.
SES Project # 16 0588 01 High

Barton Malow

Saline Area Schools
2016 Projects Phase 1
Saline High School
Saline, Michigan

THE PURSUIT OF EXCELLENCE

REVISIONS/REVIEW	DATE
CHECK SET	1/22/2016
50% CD REVIEW	2/22/2016
PROGRESS	3/11/2016

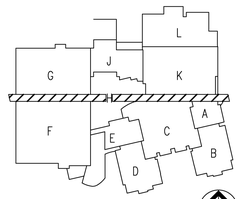

JOB NO. 2900-02 NORTH

SHEET TITLE
ELECTRICAL LIGHTING DEMOLITION PLAN - CONCOURSE

SHEET NO.
HS-ED4.1

© KINGSCOTT ASSOCIATES INC. KALAMAZOO, MICHIGAN

SECOND FLOOR LIGHTING PLAN - ZONE H
SCALE: 1/8" = 1'-0"

LIGHTING GENERAL NOTES

1. REFER TO ARCHITECTURAL REFLECTED CEILING PLAN FOR EXACT LOCATION OF ALL LIGHTING FIXTURES UNLESS OTHERWISE NOTED.
2. ANY 120 VOLT BRANCH CIRCUIT FEEDER LONGER THAN 75'-0" TO LAST DEVICE SHALL BE SIZED TO THE NEXT LARGER STANDARD AWG SIZE. E.C. SHALL FIELD VERIFY ALL LENGTHS OF FEEDERS.
3. SEE LUMINAIRE SCHEDULE ON ELECTRICAL GENERAL INFORMATION SHEET.
4. ALL ELECTRICAL DEVICES ON THIS SHEET SHALL BE NEW UNLESS OTHERWISE NOTED.
5. EXIT LIGHTS AND EMERGENCY BATTERY UNITS SHALL BE UNCONTROLLED AND TIED AHEAD OF LOCAL AREA LIGHTING SWITCH, UNLESS CIRCUITED OTHERWISE.
6. WHERE MORE THAN ONE LIGHT SWITCH IS INDICATED TO BE INSTALLED AT THE SAME LOCATION, THEY SHALL BE GROUPED UNDER ONE COMMON FACEPLATE.

KEYED NOTES

1. NEW RETROFIT LED SYSTEM IN EXISTING FIXTURE POOL FIXTURES. ELECTRICAL CONTRACTOR TO REMOVE EXISTING 1000W HID LAMP FROM EACH FIXTURE. REMOVE REMOTE BALLAST FOR EACH FIXTURE AND PROVIDE NEW RETROFIT LED SYSTEM IN EXISTING HOUSING. REUSE EXISTING CIRCUITS. EXTEND CONDUIT AND WIRING AS REQUIRED FOR A COMPLETE SYSTEM.
2. NEW 18" ROUND HIGH BAY LED FIXTURES TO REPLACE EXISTING INDIRECT FIXTURES IN PLACE, REUSE EXISTING CIRCUIT, MOUNT NEW FIXTURES EVEN WITH BOTTOM OF TRUSSES. EXTEND CONDUIT AND WIRING AS REQUIRED.
3. NEW 6" ROUND LED DOWNLIGHT TO REPLACE EXISTING CFL FIXTURES IN PLACE. REUSE EXISTING CIRCUITING AND CONTROLS. REFER TO FIXTURE SCHEDULE FOR ADDITIONAL INFORMATION.
4. NEW 18" ROUND HIGH BAY LED FIXTURES TO REPLACE EXISTING FIXTURES IN PLACE, REUSE EXISTING CIRCUIT, MOUNT NEW FIXTURES EVEN WITH BOTTOM OF TRUSSES. EXTEND CONDUIT AND WIRING AS REQUIRED.
5. NEW 2X4 LED RECESSED FIXTURES TO REPLACE EXISTING 2X4 FLUORESCENT FIXTURES. REUSE EXISTING CIRCUIT, EXTEND CONDUIT AND WIRING TO NEW FIXTURE LOCATIONS. PROVIDE NEW SWITCHES AS INDICATED IN SAME LOCATION, COVER PLATES SHALL BE NEW.
6. NEW 2X4 LED RECESSED FIXTURES TO BE INSTALLED IN EXISTING GRID TO REPLACE EXISTING PENDANT FLUORESCENT FIXTURES. REUSE EXISTING CIRCUIT, EXTEND CONDUIT AND WIRING TO NEW FIXTURE LOCATIONS. PROVIDE NEW SWITCHES AS INDICATED IN SAME LOCATION, COVER PLATES SHALL BE NEW.
7. NEW 8" ROUND LED DOWNLIGHTS TO REPLACE EXISTING INCANDESCENT DOWNLIGHTS IN PLACE. REUSE EXISTING CONDUIT AND WIRING. PROVIDE NEW DIMMING SWITCHES IN EXISTING SWITCHES LOCATIONS. REFER TO FIXTURE SCHEDULE.
8. NEW PENDANT MOUNTED LED DECORATIVE RINGS STYLE FIXTURE. CIRCUIT AS SHOWN, PROVIDE NEW CONDUIT AND WIRING AS SHOWN. PROVIDE NEW DIMMING SWITCHES IN EXISTING SWITCH LOCATIONS.

PROGRESS PRINT
THE PURPOSE OF THIS DRAWING IS TO ILLUSTRATE DESIGN INTENT ONLY. THIS DOCUMENT IS A PROGRESS PRINT FOR REVIEW, AND SHOULD NOT BE CONSTRUED TO ILLUSTRATE COMPLETENESS OF THE FINAL SCOPE OF WORK FOR THIS PROJECT.

Kingscott
KALAMAZOO | GRAND RAPIDS | CHELSEA
259 East Michigan Ave., Suite 308
Kalamazoo, MI 49007-6403
P: 269.381.4880 | F: 269.381.9110
www.kingscott.com

SES
Strategic Energy Solutions
Phone 248.399.1900 Fax 248.399.1901
www.sesnet.com
© 2015 SES, INC.
SES Project # 16 0588 01 High

Barton Malow

Saline Area Schools
2016 Projects Phase 1
Saline High School
Saline, Michigan

THE PURSUIT OF EXCELLENCE

REVISIONS/REVIEW	DATE
CHECK SET	1/22/2016
50% CD REVIEW	2/22/2016
PROGRESS	3/11/2016

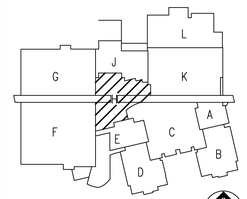

JOB NO. 2900-02 NORTH

SHEET TITLE
SECOND FLOOR LIGHTING PLAN - ZONE H

SHEET NO.
HS-EL2.1

© KINGSCOTT ASSOCIATES INC. KALAMAZOO, MICHIGAN



LIGHTING GENERAL NOTES

1. REFER TO ARCHITECTURAL REFLECTED CEILING PLAN FOR EXACT LOCATION OF ALL LIGHTING FIXTURES UNLESS OTHERWISE NOTED.
2. ANY 120 VOLT BRANCH CIRCUIT FEEDER LONGER THAN 75'–0" TO LAST DEVICE SHALL BE SIZED TO THE NEXT LARGER STANDARD AWG SIZE. E.C. SHALL FIELD VERIFY ALL LENGTHS OF FEEDERS.
3. SEE LUMINAIRE SCHEDULE ON ELECTRICAL GENERAL INFORMATION SHEET.
4. ALL ELECTRICAL DEVICES ON THIS SHEET SHALL BE NEW UNLESS OTHERWISE NOTED.
5. EXIT LIGHTS AND EMERGENCY BATTERY UNITS SHALL BE UNCONTROLLED AND TIED AHEAD OF LOCAL AREA LIGHTING SWITCH, UNLESS CIRCUITED OTHERWISE.
6. WHERE MORE THAN ONE LIGHT SWITCH IS INDICATED TO BE INSTALLED AT THE SAME LOCATION, THEY SHALL BE GROUPED UNDER ONE COMMON FACEPLATE.

KEYED NOTES

1. NEW RETROFIT LED SYSTEM IN EXISTING FIXTURE POOL FIXTURES. ELECTRICAL CONTRACTOR TO REMOVE EXISTING 1000W HID LAMP FROM EACH FIXTURE, REMOVE REMOTE BALLAST FOR EACH FIXTURE AND PROVIDE NEW RETROFIT LED SYSTEM IN EXISTING HOUSING. REUSE EXISTING CIRCUITS. EXTEND CONDUIT AND WIRING AS REQUIRED FOR A COMPLETE SYSTEM.
2. NEW 18" ROUND HIGH BAY LED FIXTURES TO REPLACE EXISTING INDIRECT FIXTURES IN PLACE, REUSE EXISTING CIRCUIT, MOUNT NEW FIXTURES EVEN WITH BOTTOM OF TRUSSES. EXTEND CONDUIT AND WIRING AS REQUIRED.
3. NEW 6" ROUND LED DOWNLIGHT TO REPLACE EXISTING CFL FIXTURES IN PLACE. REUSE EXISTING CIRCUITING AND CONTROLS. REFER TO FIXTURE SCHEDULE FOR ADDITIONAL INFORMATION.
4. NEW 18" ROUND HIGH BAY LED FIXTURES TO REPLACE EXISTING FIXTURES IN PLACE, REUSE EXISTING CIRCUIT, MOUNT NEW FIXTURES EVEN WITH BOTTOM OF TRUSSES. EXTEND CONDUIT AND WIRING AS REQUIRED.
5. NEW 2X4 LED RECESSED FIXTURES TO REPLACE EXISTING 2X4 FLUORESCENT FIXTURES. REUSE EXISTING CIRCUIT, EXTEND CONDUIT AND WIRING TO NEW FIXTURE LOCATIONS. PROVIDE NEW SWITCHES AS INDICATED IN SAME LOCATION, COVER PLATES SHALL BE NEW.
6. NEW 2X4 LED RECESSED FIXTURES TO BE INSTALLED IN EXISTING GRID TO REPLACE EXISTING PENDANT FLUORESCENT FIXTURES. REUSE EXISTING CIRCUIT, EXTEND CONDUIT AND WIRING TO NEW FIXTURE LOCATIONS. PROVIDE NEW SWITCHES AS INDICATED IN SAME LOCATION, COVER PLATES SHALL BE NEW.
7. NEW 8" ROUND LED DOWNLIGHTS TO REPLACE EXISTING INCANDESCENT DOWNLIGHTS IN PLACE. REUSE EXISTING CONDUIT AND WIRING. PROVIDE NEW DIMMING SWITCHES IN EXISTING SWITCHES LOCATIONS. REFER TO FIXTURE SCHEDULE.
8. NEW PENDANT MOUNTED LED DECORATIVE RINGS STYLE FIXTURE. CIRCUIT AS SHOWN, PROVIDE NEW CONDUIT AND WIRING AS SHOWN. PROVIDE NEW DIMMING SWITCHES IN EXISTING SWITCH LOCATIONS.

SECOND FLOOR LIGHTING PLAN - ZONE F

SCALE: 1/8" = 1'–0"

PROGRESS PRINT

THE PURPOSE OF THIS DRAWING IS TO ILLUSTRATE DESIGN INTENT ONLY. THIS DOCUMENT IS A PROGRESS PRINT FOR REVIEW, AND SHOULD NOT BE CONSTRUED TO ILLUSTRATE COMPLETENESS OF THE FINAL SCOPE OF WORK FOR THIS PROJECT.

Kingscott

KALAMAZOO | GRAND RAPIDS | CHELSEA

259 East Michigan Ave., Suite 308
Kalamazoo, MI 49007-6403
P: 269.381.4880 | F: 269.381.9110
www.kingscott.com

SES
Strategic Energy Solutions

Phone 248.399.1900 Fax 248.399.1901
www.sesnet.com

© 2015 SES, INC.

SES Project # 16 0588 01 High

Barton Malow

Saline Area Schools
2016 Projects Phase 1
Saline High School
Saline, Michigan

THE PURSUIT OF EXCELLENCE

REVISIONS/REVIEW	DATE
CHECK SET	1/22/2016
50% CD REVIEW	2/22/2016
PROGRESS	3/11/2016

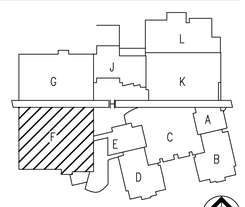

JOB NO. 2900-02

NORTH

SHEET TITLE

SECOND FLOOR LIGHTING PLAN - ZONE F

SHEET NO.

HS-EL2.2

© KINGSCOTT ASSOCIATES INC. KALAMAZOO, MICHIGAN

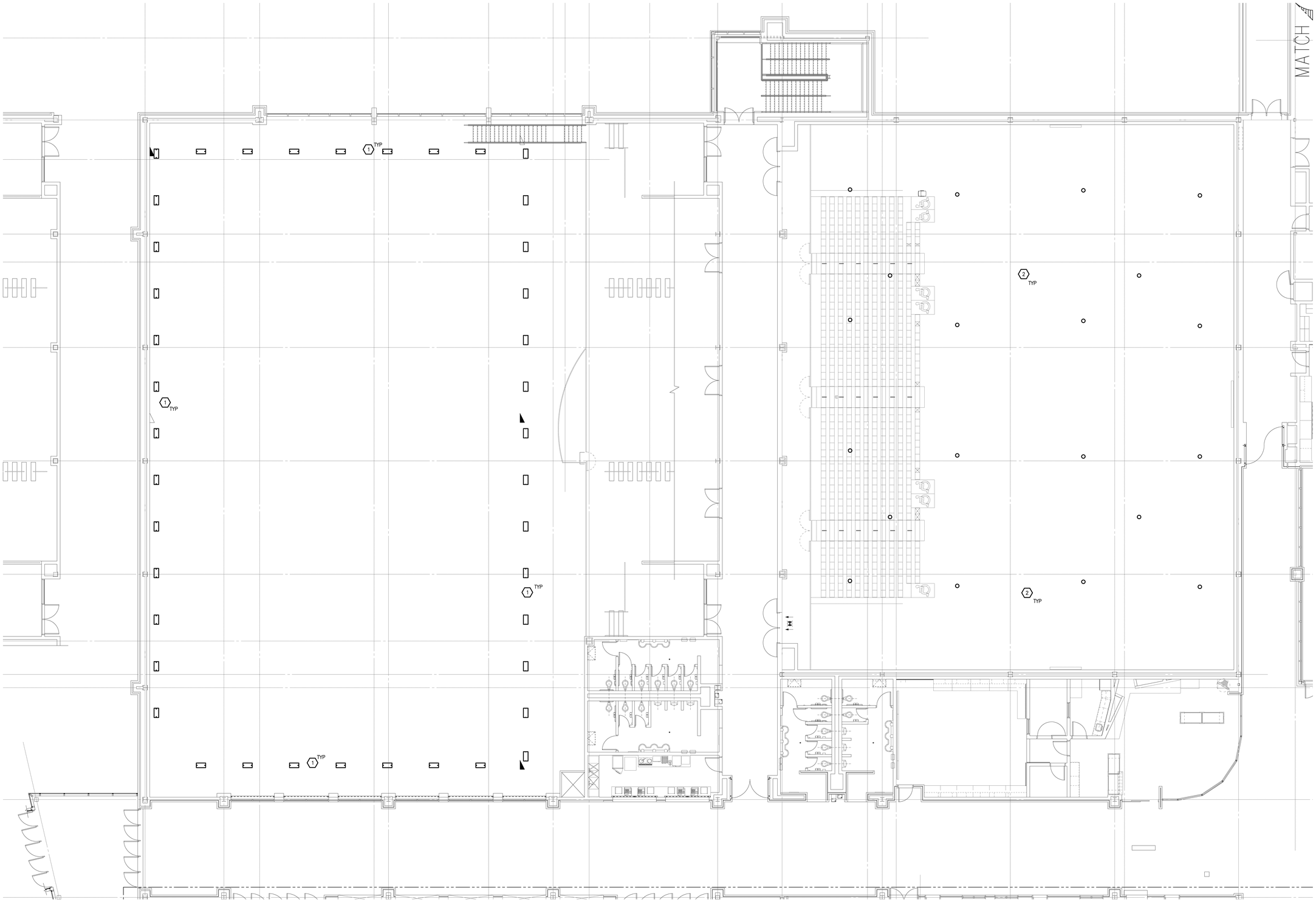

LIGHTING GENERAL NOTES

1. REFER TO ARCHITECTURAL REFLECTED CEILING PLAN FOR EXACT LOCATION OF ALL LIGHTING FIXTURES UNLESS OTHERWISE NOTED.
2. ANY 120 VOLT BRANCH CIRCUIT FEEDER LONGER THAN 75'–0" TO LAST DEVICE SHALL BE SIZED TO THE NEXT LARGER STANDARD AWG SIZE. E.C. SHALL FIELD VERIFY ALL LENGTHS OF FEEDERS.
3. SEE LUMINAIRE SCHEDULE ON ELECTRICAL GENERAL INFORMATION SHEET.
4. ALL ELECTRICAL DEVICES ON THIS SHEET SHALL BE NEW UNLESS OTHERWISE NOTED.
5. EXIT LIGHTS AND EMERGENCY BATTERY UNITS SHALL BE UNCONTROLLED AND TIED AHEAD OF LOCAL AREA LIGHTING SWITCH, UNLESS CIRCUITED OTHERWISE.
6. WHERE MORE THAN ONE LIGHT SWITCH IS INDICATED TO BE INSTALLED AT THE SAME LOCATION, THEY SHALL BE GROUPED UNDER ONE COMMON FACEPLATE.

KEYED NOTES

1. NEW RETROFIT LED SYSTEM IN EXISTING FIXTURE POOL FIXTURES. ELECTRICAL CONTRACTOR TO REMOVE EXISTING 1000W HID LAMP FROM EACH FIXTURE, REMOVE REMOTE BALLAST FOR EACH FIXTURE AND PROVIDE NEW RETROFIT LED SYSTEM IN EXISTING HOUSING. REUSE EXISTING CIRCUITS. EXTEND CONDUIT AND WIRING AS REQUIRED FOR A COMPLETE SYSTEM.
2. NEW 18" ROUND HIGH BAY LED FIXTURES TO REPLACE EXISTING INDIRECT FIXTURES IN PLACE, REUSE EXISTING CIRCUIT, MOUNT NEW FIXTURES EVEN WITH BOTTOM OF TRUSSES. EXTEND CONDUIT AND WIRING AS REQUIRED.
3. NEW 6" ROUND LED DOWNLIGHT TO REPLACE EXISTING CFL FIXTURES IN PLACE. REUSE EXISTING CIRCUITING AND CONTROLS. REFER TO FIXTURE SCHEDULE FOR ADDITIONAL INFORMATION.
4. NEW 18" ROUND HIGH BAY LED FIXTURES TO REPLACE EXISTING FIXTURES IN PLACE, REUSE EXISTING CIRCUIT, MOUNT NEW FIXTURES EVEN WITH BOTTOM OF TRUSSES. EXTEND CONDUIT AND WIRING AS REQUIRED.
5. NEW 2X4 LED RECESSED FIXTURES TO REPLACE EXISTING 2X4 FLUORESCENT FIXTURES. REUSE EXISTING CIRCUIT, EXTEND CONDUIT AND WIRING TO NEW FIXTURE LOCATIONS. PROVIDE NEW SWITCHES AS INDICATED IN SAME LOCATION, COVER PLATES SHALL BE NEW.
6. NEW 2X4 LED RECESSED FIXTURES TO BE INSTALLED IN EXISTING GRID TO REPLACE EXISTING PENDANT FLUORESCENT FIXTURES. REUSE EXISTING CIRCUIT, EXTEND CONDUIT AND WIRING TO NEW FIXTURE LOCATIONS. PROVIDE NEW SWITCHES AS INDICATED IN SAME LOCATION, COVER PLATES SHALL BE NEW.
7. NEW 8" ROUND LED DOWNLIGHTS TO REPLACE EXISTING INCANDESCENT DOWNLIGHTS IN PLACE. REUSE EXISTING CONDUIT AND WIRING. PROVIDE NEW DIMMING SWITCHES IN EXISTING SWITCHES LOCATIONS. REFER TO FIXTURE SCHEDULE.
8. NEW PENDANT MOUNTED LED DECORATIVE RINGS STYLE FIXTURE. CIRCUIT AS SHOWN, PROVIDE NEW CONDUIT AND WIRING AS SHOWN. PROVIDE NEW DIMMING SWITCHES IN EXISTING SWITCH LOCATIONS.

SECOND FLOOR LIGHTING PLAN - ZONE G

SCALE: 1/8" = 1'–0"

PROGRESS PRINT

THE PURPOSE OF THIS DRAWING IS TO ILLUSTRATE DESIGN INTENT ONLY. THIS DOCUMENT IS A PROGRESS PRINT FOR REVIEW, AND SHOULD NOT BE CONSTRUED TO ILLUSTRATE COMPLETENESS OF THE FINAL SCOPE OF WORK FOR THIS PROJECT.

Kingscott
KALAMAZOO | GRAND RAPIDS | CHELSEA
259 East Michigan Ave., Suite 308
Kalamazoo, MI 49007-6403
P: 269.381.4880 | F: 269.381.9110
www.kingscott.com

SES
Strategic Energy Solutions
Phone 248.399.1900 Fax 248.399.1901
www.sesnet.com
© 2015 SES, INC.
SES Project # 16 0588 01 High

Barton Malow

Saline Area Schools
2016 Projects Phase 1
Saline High School
Saline, Michigan

THE PURSUIT OF EXCELLENCE

REVISIONS/REVIEW	DATE
CHECK SET	1/22/2016
50% CD REVIEW	2/22/2016
PROGRESS	3/11/2016

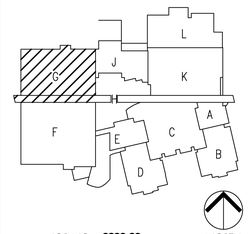

JOB NO. 2900-02 NORTH

SHEET TITLE
SECOND FLOOR LIGHTING PLAN - ZONE G

SHEET NO.
HS-EL2.3

© KINGSCOTT ASSOCIATES INC. KALAMAZOO, MICHIGAN

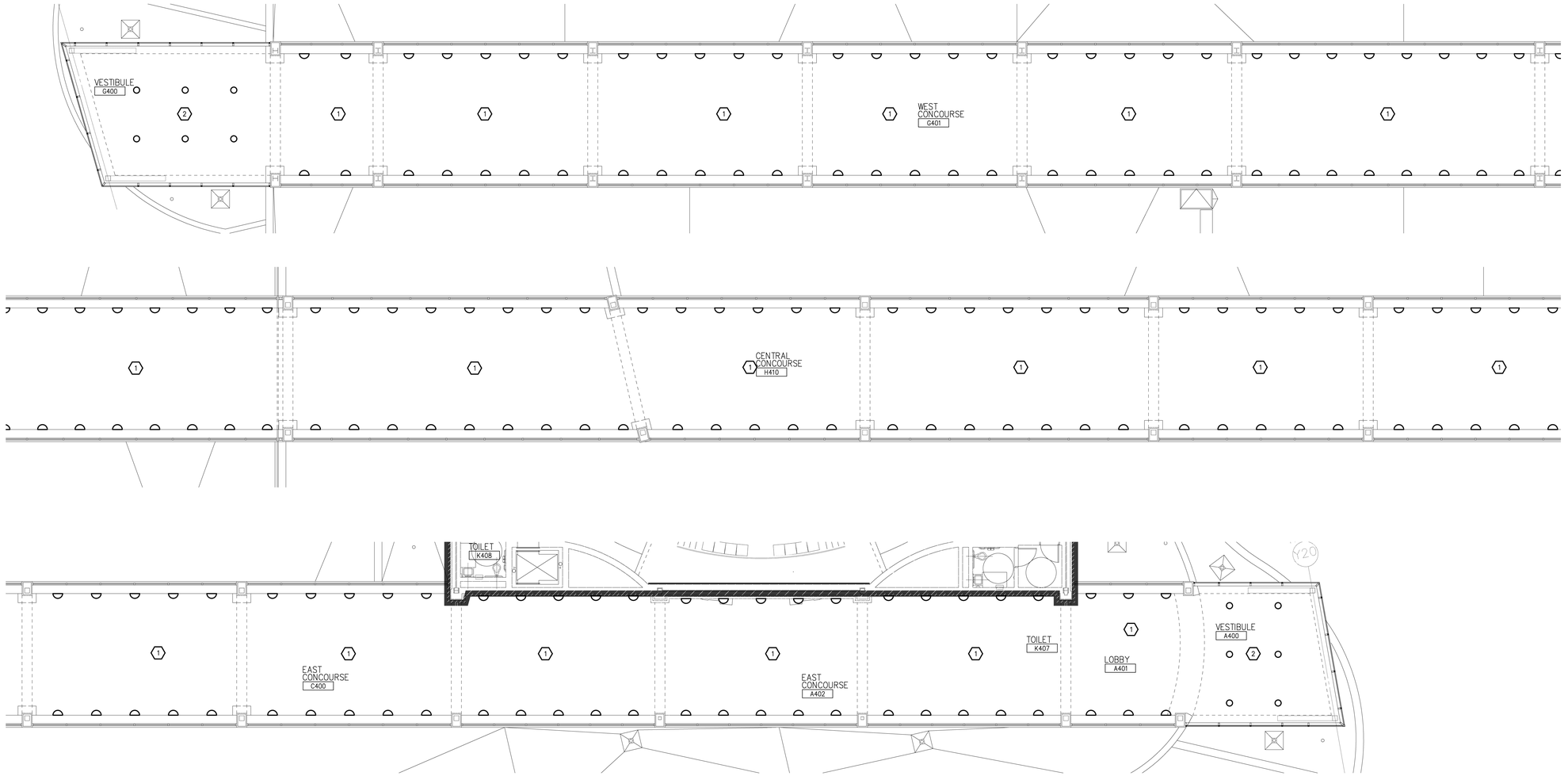

CONCOURSE LIGHTING PLAN
SCALE: 1/8" = 1'-0"

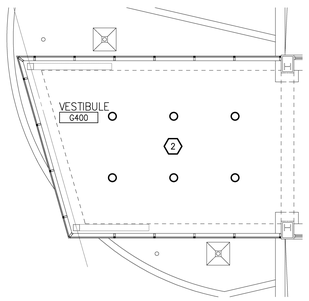

FIRST FLOOR VESTIBULE LIGHTING PLAN WEST
SCALE: 1/8" = 1'-0"

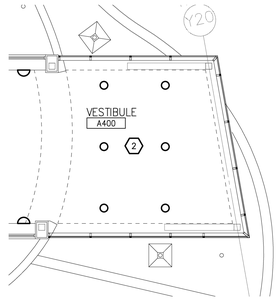

FIRST FLOOR VESTIBULE LIGHTING PLAN EAST
SCALE: 1/8" = 1'-0"

LIGHTING GENERAL NOTES

1. REFER TO ARCHITECTURAL REFLECTED CEILING PLAN FOR EXACT LOCATION OF ALL LIGHTING FIXTURES UNLESS OTHERWISE NOTED.
2. ANY 120 VOLT BRANCH CIRCUIT FEEDER LONGER THAN 75'-0" TO LAST DEVICE SHALL BE SIZED TO THE NEXT LARGER STANDARD AWG SIZE. E.C. SHALL FIELD VERIFY ALL LENGTHS OF FEEDERS.
3. SEE LUMINAIRE SCHEDULE ON ELECTRICAL GENERAL INFORMATION SHEET.
4. ALL ELECTRICAL DEVICES ON THIS SHEET SHALL BE NEW UNLESS OTHERWISE NOTED.
5. EXIT LIGHTS AND EMERGENCY BATTERY UNITS SHALL BE UNCONTROLLED AND TIED AHEAD OF LOCAL AREA LIGHTING SWITCH, UNLESS CIRCUITED OTHERWISE.
6. WHERE MORE THAN ONE LIGHT SWITCH IS INDICATED TO BE INSTALLED AT THE SAME LOCATION, THEY SHALL BE GROUPED UNDER ONE COMMON FACEPLATE.

KEYED NOTES

(1) PROVIDE NEW CIRCUIT TO NEW RETROFIT FIXTURES AS INDICATED. NEW FIXTURES SHALL BE PROVIDED WITH A NEW LED RETROFIT, REMOVED EXISTING CIRCUIT AND REMOTE BALLAST AND PROVIDE NEW CIRCUIT AS SHOWN.

(2) NEW 6" ROUND LED DOWNLIGHT TO REPLACE EXISTING CFL FIXTURES IN PLACE. REUSE EXISTING CIRCUITING AND CONTROLS.

PROGRESS PRINT
THE PURPOSE OF THIS DRAWING IS TO ILLUSTRATE DESIGN INTENT ONLY. THIS DOCUMENT IS A PROGRESS PRINT FOR REVIEW, AND SHOULD NOT BE CONSTRUED TO ILLUSTRATE COMPLETENESS OF THE FINAL SCOPE OF WORK FOR THIS PROJECT.

Kingscott
KALAMAZOO | GRAND RAPIDS | CHELSEA
259 East Michigan Ave., Suite 308
Kalamazoo, MI 49007-6403
P: 269.381.4880 | F: 269.381.9110
www.kingscott.com

SES
Strategic Energy Solutions
Phone 248.399.1900 Fax 248.399.1901
www.sesnet.com
© 2015 SES, INC.
SES Project # 16 0588 01 High

Barton Malow

Saline Area Schools
2016 Projects Phase 1
Saline High School
Saline, Michigan

THE PURSUIT OF EXCELLENCE

REVISIONS/REVIEW	DATE
CHECK SET	1/22/2016
50% CD REVIEW	2/22/2016
PROGRESS	3/11/2016

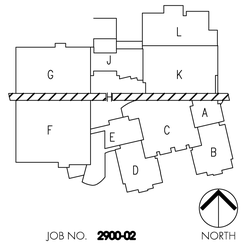

JOB NO. 2900-02
NORTH

SHEET TITLE
CONCOURSE LIGHTING PLAN

SHEET NO.
HS-EL4.1

© KINGSCOTT ASSOCIATES INC. KALAMAZOO, MICHIGAN

POWER GENERAL NOTES

1. ALL ELECTRICAL DEVICES SHOWN ON THIS PLAN SHALL BE NEW UNLESS OTHERWISE NOTED.
2. ANY 120 VOLT BRANCH CIRCUIT FEEDER LONGER THAN 75'-0" TO LAST DEVICE SHALL BE SIZED TO THE NEXT LARGER STANDARD AWG SIZE. E.C. SHALL FIELD VERIFY ALL LENGTHS OF FEEDERS.
3. ALL RECEPTACLES SHALL BE 20A RATED.
4. ALL DISCONNECT SWITCHES SHALL BE HEAVY DUTY TYPE.
5. ALL RECEPTACLES WITHIN 6'-0" OF SINK OR OTHER WATER SUPPLY SHALL BE GFCI TYPE RECEPTACLE.
6. REFER TO ARCHITECTURAL FLOOR PLAN AND ELEVATIONS FOR EXACT LOCATION OF DEVICES.
7. ALL JUNCTION BOXES SERVING BRANCH CIRCUIT WIRING SHALL BE LABELED WITH CIRCUITS SERVED.
8. ALL 120 VOLT CIRCUITS SHALL UTILIZE A SEPARATE NEUTRAL.
9. ALL CONDUITS SERVING 120 VOLTS OR GREATER SHALL INCLUDE A GROUND WIRE.
10. ALL CONDUITS SHALL BE ROUTED CONCEALED UNLESS NOTED OTHERWISE.
11. ALL RECEPTACLES INSTALLED IN THE ELEVATOR PIT(S), ELEVATOR MACHINE ROOM(S), CONTROL ROOM(S)/SPACE(S) SHALL BE GROUND FAULT CIRCUIT INTERRUPTER TYPE (GFCI).
12. A DEDICATED SINGLE PHASE RECEPTACLE SUPPLYING A ELEVATOR PIT SUMP PUMP SHALL NOT BE A GFCI TYPE RECEPTACLE.
13. ALL ELECTRICAL EQUIPMENT MOUNTED ON THE FLOOR SHALL BE MOUNTED ON A 4" CONCRETE HOUSE KEEPING PAD.
14. ALL FIRE ALARM DEVICES SHALL BE 15 CANDELA RATED UNLESS NOTED OTHERWISE.
15. ALL BRANCH CIRCUIT WIRING SHALL BE 2#12, 1#12GND IN 3/4" CONDUIT, UNLESS NOTED OTHERWISE..
16. ALL RECEPTACLES LOCATED OUTSIDE OR OUTDOORS SHALL BE GFCI.

KEYED NOTES

1. EXISTING 30KVA UPS EMERGENCY LIGHTING INVERTER TO BE REMOVED AND TURNED OVER TO OWNER.
2. EXISTING BATTERY CABINETS FOR EXISTING UPS SYSTEM TO BE REMOVED. DISPOSE OF BATTERIES PROPERLY PER EPA REQUIREMENTS.
3. EXISTING PANEL TO REMAIN AND BE RE-FED FROM PP-X1, REUSE EXISTING FEEDER ORIGINALLY FEEDING THE UPS SYSTEM AND CONNECT TO THIS PANEL.
4. EXISTING DIESEL GENERATOR TO REMAIN

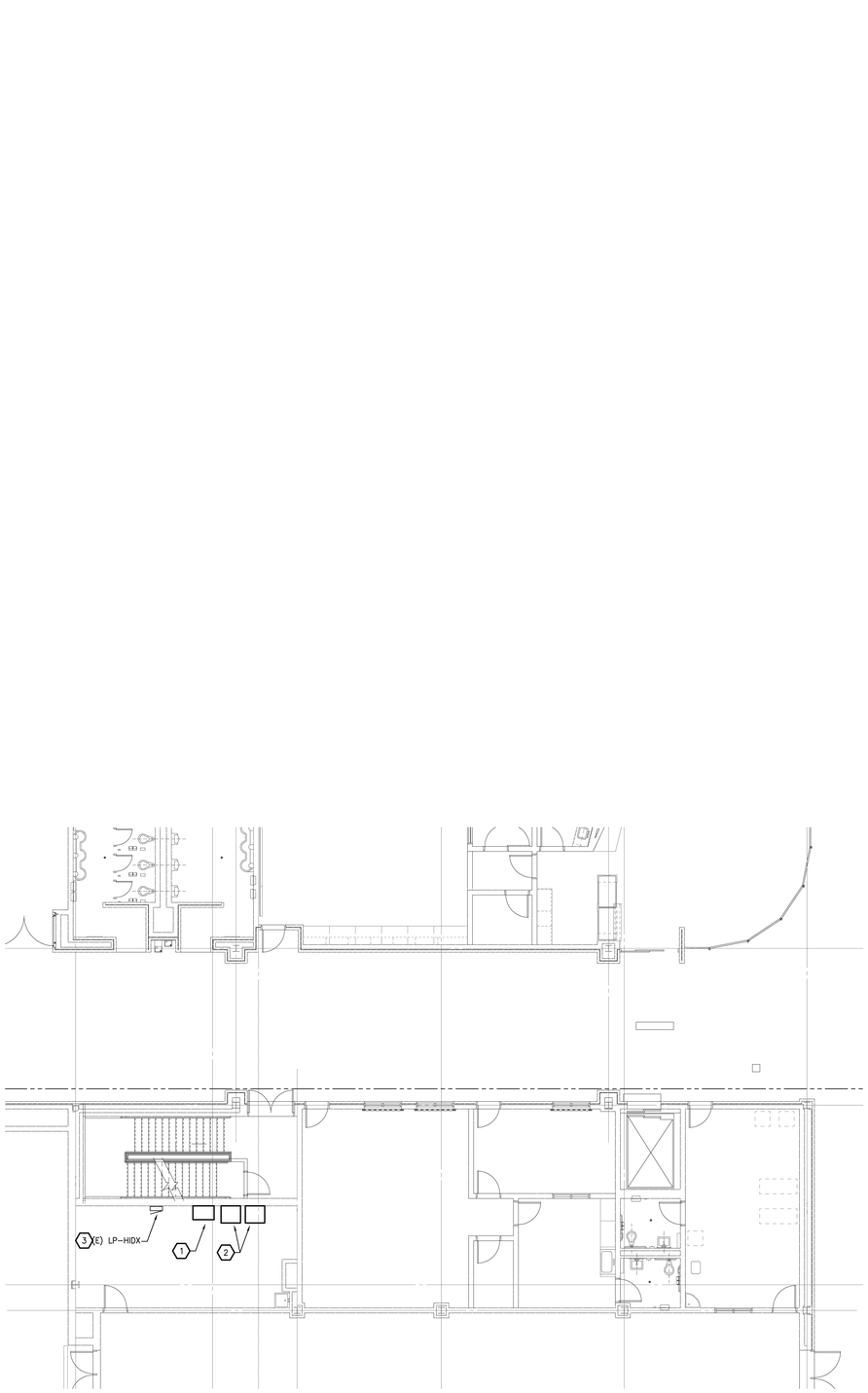

SECOND FLOOR POWER PLAN - ZONE F
SCALE: 1/8" = 1'-0"

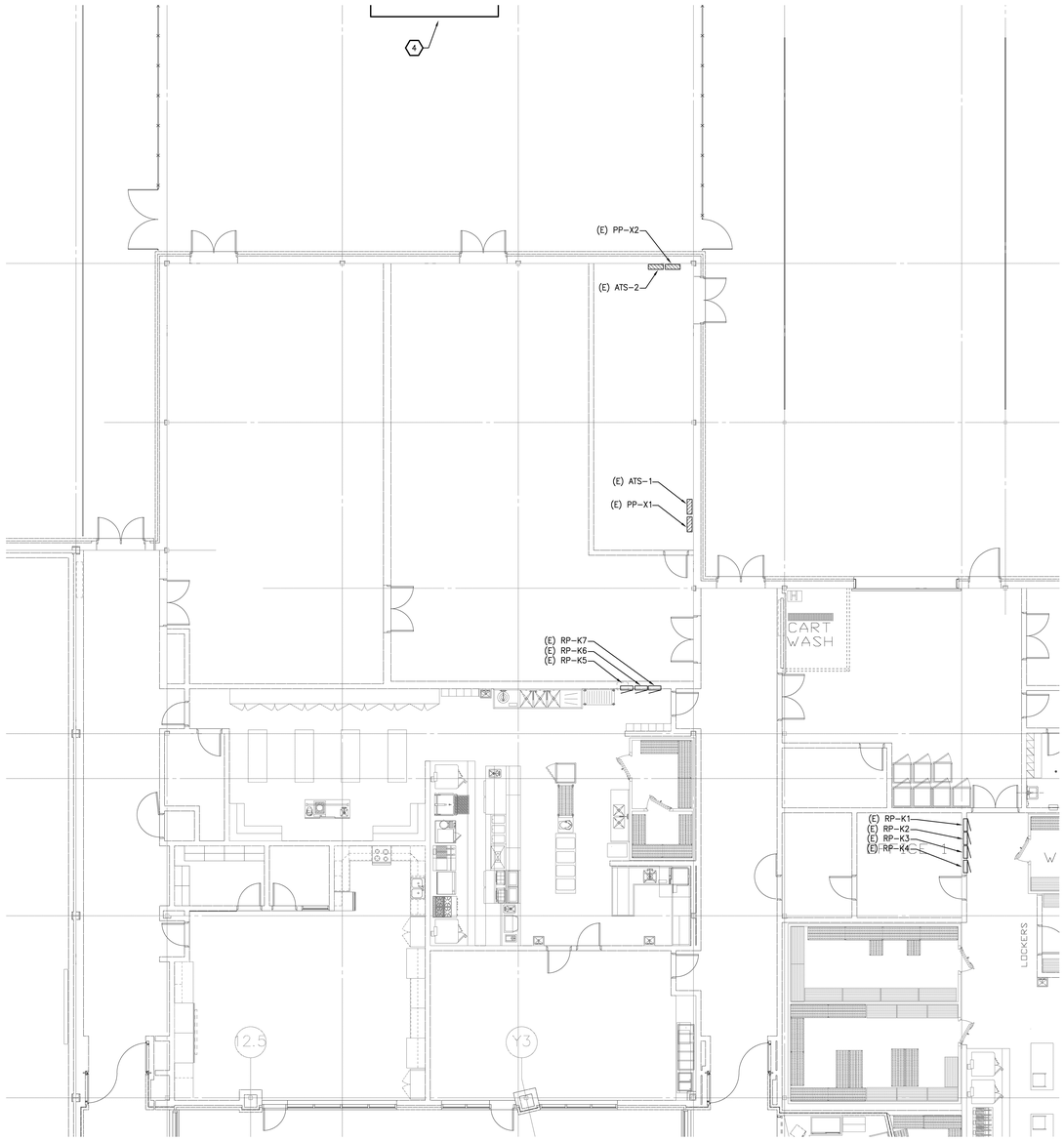

SECOND FLOOR POWER PLAN - ZONE J
SCALE: 1/8" = 1'-0"

PROGRESS PRINT
THE PURPOSE OF THIS DRAWING IS TO ILLUSTRATE DESIGN INTENT ONLY. THIS DOCUMENT IS A PROGRESS PRINT FOR REVIEW, AND SHOULD NOT BE CONSTRUED TO ILLUSTRATE COMPLETENESS OF THE FINAL SCOPE OF WORK FOR THIS PROJECT.

Kingscott
KALAMAZOO | GRAND RAPIDS | CHELSEA
259 East Michigan Ave., Suite 308
Kalamazoo, MI 49007-6403
P: 269.381.4880 | F: 269.381.9110
www.kingscott.com

SES
Strategic Energy Solutions
Phone 248.399.1900 Fax 248.399.1901
www.sesnet.com

© 2015 SES, INC.
SES Project # 16 0588 01 High

Barton Malow

Saline Area Schools
2016 Projects Phase 1
Saline High School
Saline, Michigan

THE PURSUIT OF EXCELLENCE

REVISIONS/REVIEW	DATE
CHECK SET	1/22/2016
50% CD REVIEW	2/22/2016
PROGRESS	3/11/2016

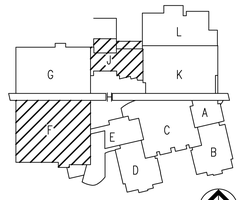

JOB NO. 2900-02
NORTH

SHEET TITLE
SECOND FLOOR POWER PLAN

SHEET NO.
HS-EP2.1

© KINGSCOTT ASSOCIATES INC. KALAMAZOO, MICHIGAN

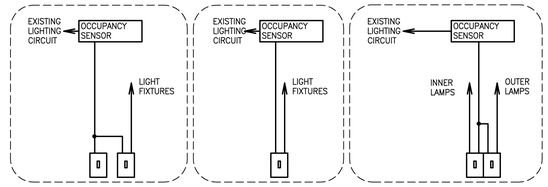

TYPICAL THREE WAY SWITCHED ROOM | TYPICAL SINGLE SWITCH ROOM | TYPICAL TWO LEVEL/DUAL SWITCHED ROOM

NOTES:

A. SYSTEM SHALL BE COMPLETE, INCLUDING LINE VOLTAGE (OR LOW VOLTAGE WITH POWER PACK), DUAL TECHNOLOGY (INFRARED AND ULTRASONIC), DIGITAL SELF ADJUSTING BY "THE WATTSTOPPER, INC.", "LEVITON", "HUBBELL BUILDING AUTOMATION" OR "BRYANT". LIGHT FIXTURES SHALL BE CONTROLLED WITH OCCUPANCY SENSOR AHEAD OF LOCAL SWITCHING. THE COMPLETE SYSTEM SHALL COMPLY WITH ASHRAE 90.1–1999.

B. CONTRACTOR SHALL SUBMIT SHOP DRAWINGS INDICATING LOCATIONS OF DEVICES, CUT SHEETS, INSTALLATION DIAGRAMS AND WIRING DIAGRAMS. SUPPLIER SHALL PROVIDE ASSISTANCE TO CONTRACTOR IN DETERMINING PROPER COMPONENTS, LOCATIONS AND INSTALLATION.

C. SUPPLIER SHALL SUPPLY OWNER WITH SYSTEM TRAINING (MIN. 4 HRS).

TYPICAL OCCUPANCY SENSOR WIRING DIAGRAM

NO SCALE

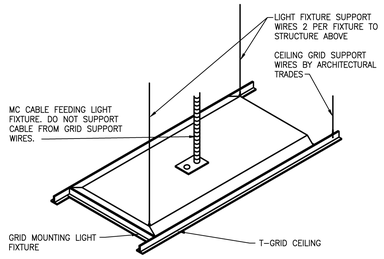

T-GRID FIXTURE MOUNTING DETAIL

NO SCALE

ELECTRICAL FIXTURES

1. LIGHT FIXTURES WEIGHING LESS THAN 10 POUNDS SHALL HAVE ONE 12 GAUGE HANGER WIRE CONNECTED FROM THE FIXTURE TO THE STRUCTURE ABOVE. THIS WIRE MAY BE SLACK.
2. LIGHT FIXTURE WEIGHING MORE THAN 10 POUNDS AND LESS THAN 56 LBS. SHALL HAVE 12 GAUGE WIRES ATTACHED AT OPPOSING CORNERS OF THE LIGHT FIXTURE TO THE STRUCTURE ABOVE. THESE WIRES MAY BE SLACK.
3. LIGHT FIXTURES WEIGHING MORE THAN 56 POUNDS SHALL BE SUPPORTED BY DIRECTLY FROM THE STRUCTURE ABOVE. THESE WIRES MUST BE TAUT.
4. PENDANT MOUNTED FIXTURES SHALL BE DIRECTLY SUPPORTED FROM THE STRUCTURE ABOVE USING A 9 GAUGE WIRE OR AN APPROVED ALTERNATE SUPPORT WITHOUT USING THE CEILING SUSPENSION SYSTEM FOR DIRECT SUPPORT.
5. TANDEM FIXTURES MAY UTILIZE COMMON WIRES.

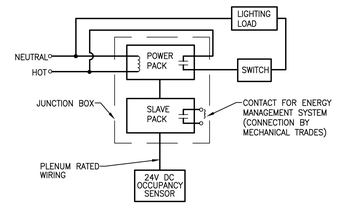

TYPICAL CEILING MOUNTED OCCUPANCY SENSOR WIRING DIAGRAM

NO SCALE

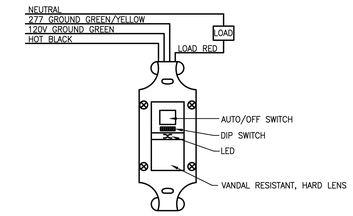

OFFICE OCCUPANCY SENSOR SCHEMATIC

NO SCALE

PROGRESS PRINT

THE PURPOSE OF THIS DRAWING IS TO ILLUSTRATE DESIGN INTENT ONLY. THIS DOCUMENT IS A PROGRESS PRINT FOR REVIEW, AND SHOULD NOT BE CONSTRUED TO ILLUSTRATE COMPLETENESS OF THE FINAL SCOPE OF WORK FOR THIS PROJECT.

Kingscott
KALAMAZOO | GRAND RAPIDS | CHELSEA
259 East Michigan Ave., Suite 308
Kalamazoo, MI 49007-6403
P: 269.381.4880 | F: 269.381.9110
www.kingscott.com

SES
Strategic Energy Solutions
Phone 248.399.1900 Fax 248.399.1901
www.sesnet.com
© 2015 SES, INC.
SES Project # 16 0588 01 High

Barton Malow

Saline Area Schools
2016 Projects Phase 1
Saline High School
Saline, Michigan

THE PURSUIT OF EXCELLENCE

REVISIONS/REVIEW	DATE
CHECK SET	1/22/2016
50% CD REVIEW	2/22/2016
PROGRESS	3/11/2016

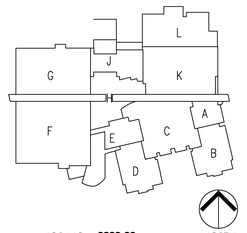

JOB NO. **2900-02**

NORTH

SHEET TITLE
ELECTRICAL DETAILS

SHEET NO.
HS-E5.0

© KINGSCOTT ASSOCIATES INC. KALAMAZOO, MICHIGAN