

ADDENDUM

Project Name: Recreation Authority of Roseville and Eastpointe **Addendum No: Three (3)**
Recreation Authority Center
Addition and Renovation

Project Number: 13-162 Issue Date: June 17, 2014

Project Location: Roseville, Michigan

This Addendum forms a part of the above described Contract Documents and supersedes supplements or clarifies parts thereof to the extent defined by the terms set forth in this Addendum.

This addendum consists of (1) typed page and the following attachments:

- Drawings: Architectural: A0-03,

SPECIFICATIONS:

ITEM SP1 Listing of approved equal products to be included in the associated specification sections and product types. .

<u>SPEC SECTION</u>	<u>PRODUCT</u>	<u>PRODUCT NAME</u>	<u>MANUFACTURER</u>
072726	Fluid air barrier	Air –Shield LSR	W. R. Medows, Inc.
096566	Sheet sport flooring	Omnisports 5.0	Tarkett Inc.
096566	Sheet sport flooring	Mondoflex II 5.0	Mondo Indoor Spt
096566	Sheet sport flooring	Sport Grain Plus 5mm	Connor international

ARCHITECTURAL DRAWINGS:

Item A1 Drawing A0-03; OPENING SCHEDULE DOOR / FRAME TYPES (reissued with this addendum)

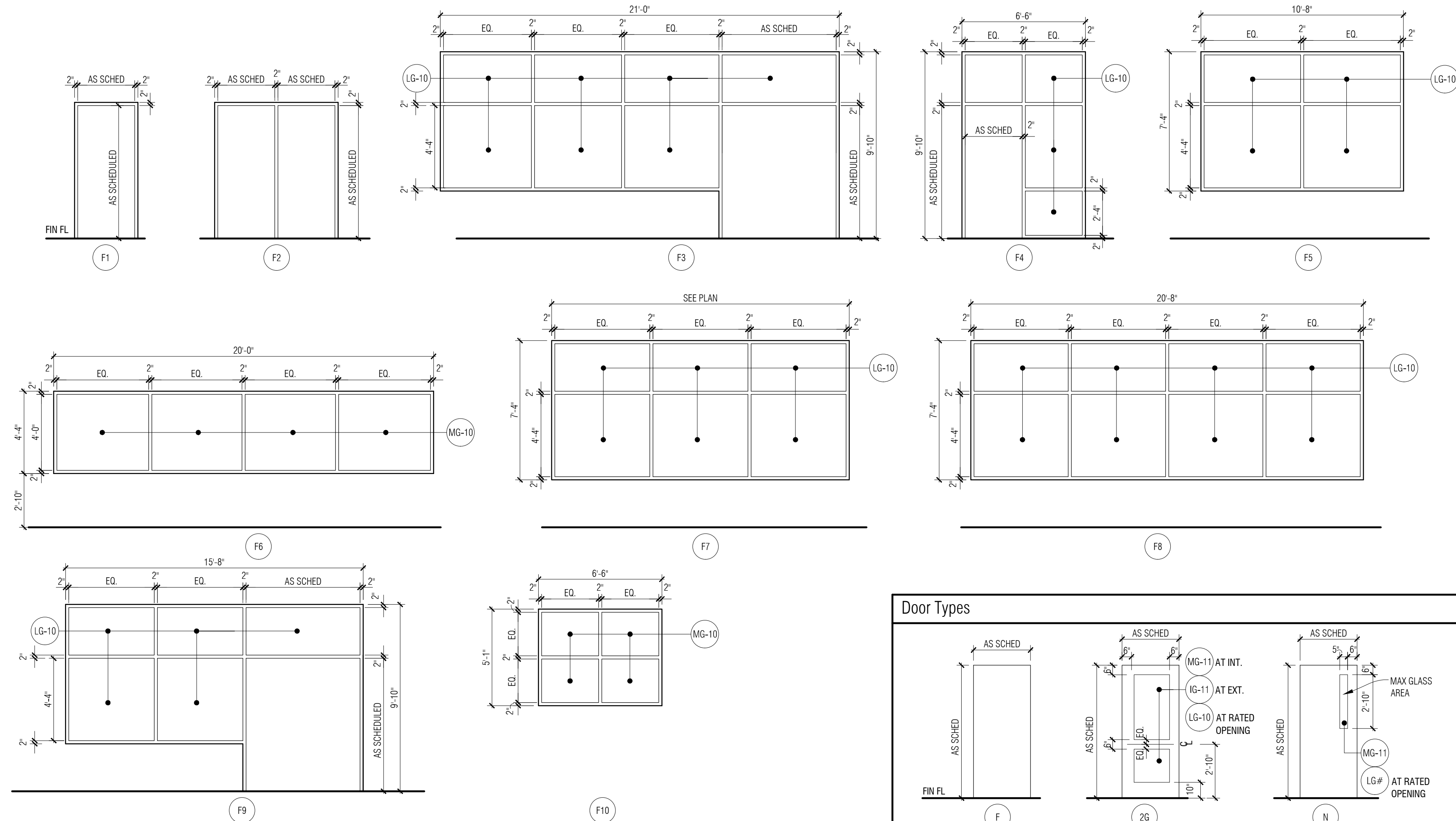
A. Refer to drawing A0-03 OPENING SCHED, DOOR AND FRAME TYPES reissued to include additional doors indicated on floor plan drawing A3-01, and A3-02.

B. Refer to reissued drawing A0-03 for hardware sets index information.

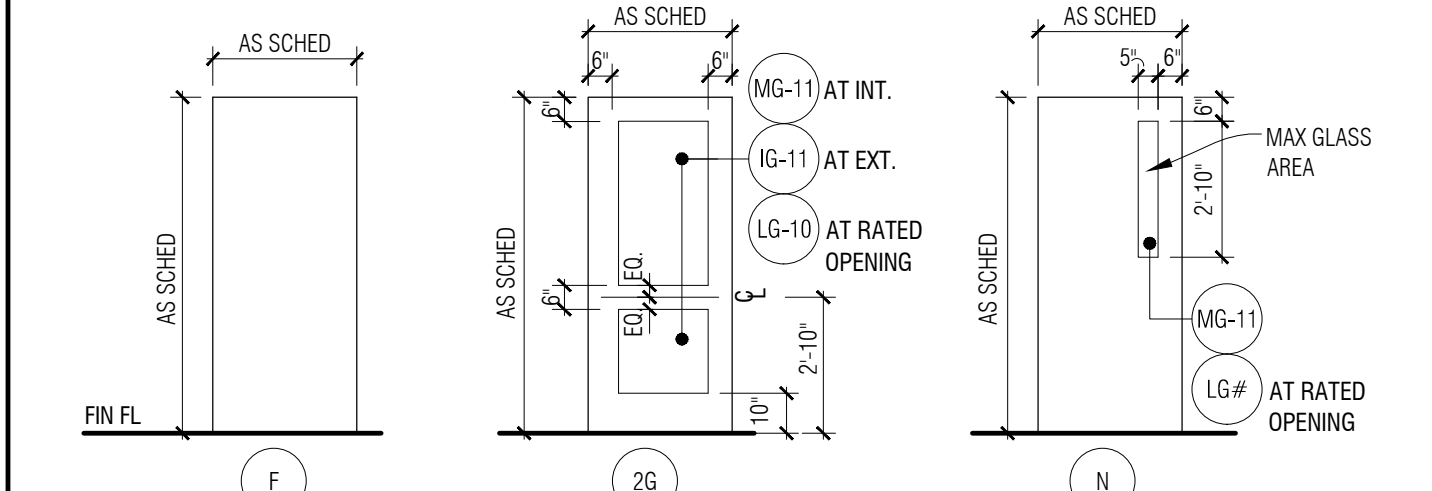
C. Refer to opening schedule key not 8 for allowance to be included per leaf for doors indicated. Allowance cost to be included in base bid.

END OF ADDENDUM

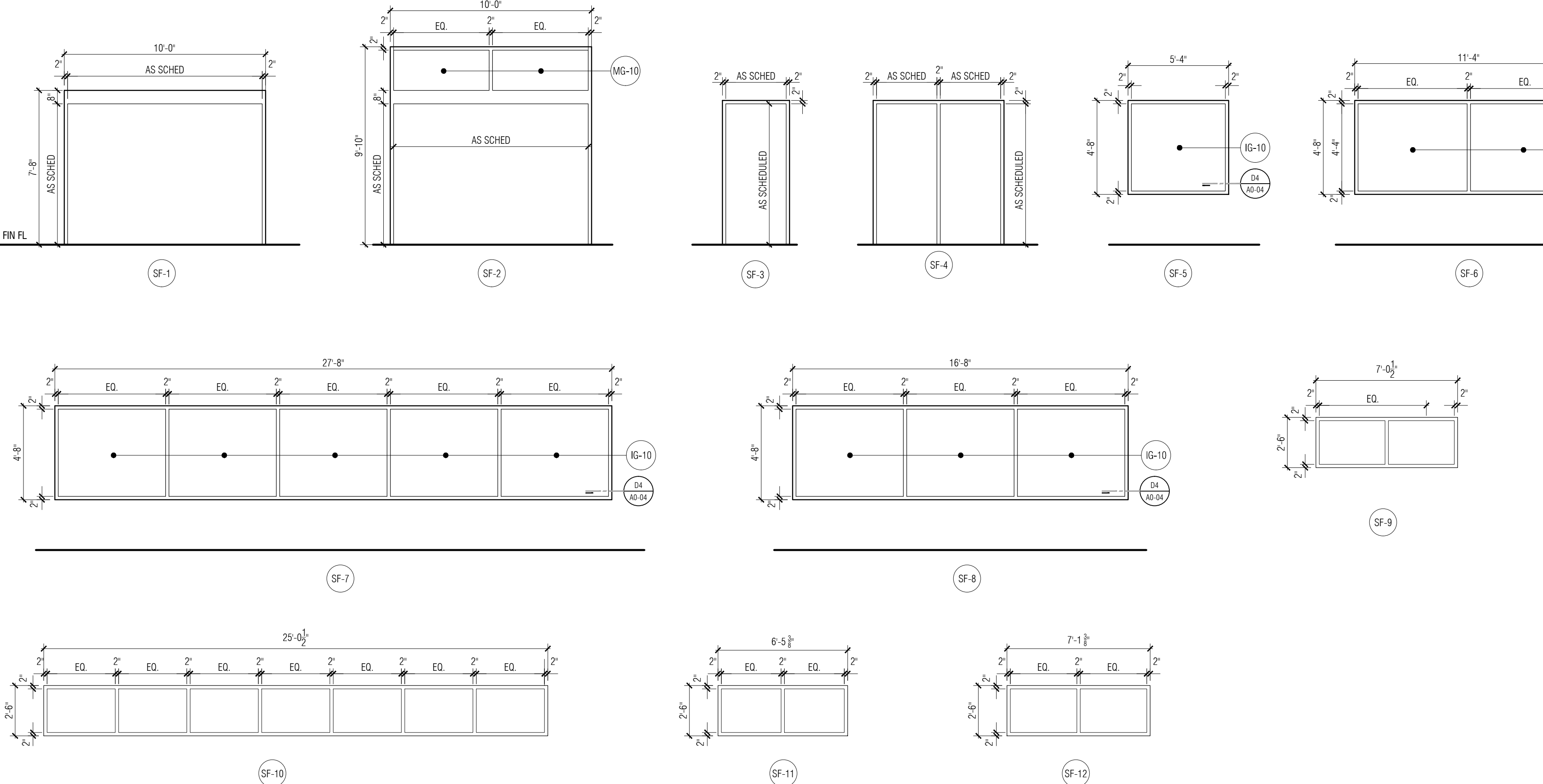
Frame Types



Door Types



Storefront Frame Types



Door/Opening Schedule

DOOR NO.	DOOR/OPENING SIZE (W X H) (CONTRACTOR TO VERIFY DOOR SIZE IF OPENING IS EXISTING)	DOOR			FRAME			DETAILS			HARDWARE SET #	LABEL (MIN)	DOOR/OPENING KEY NOTES
		TYPE	MAT.	FINISH	TYPE	MAT.	FINISH	HEAD	JAMB	THRES / SILL			
AREA A													
A100A	10'-0" X 7'-0"	2G (SIM)	ALUM	--	SF-1	ALUM	--	3/16-08	BY MANUF.	BY MANUF.	01	--	--
A100B	10'-0" X 7'-0"	2G (SIM)	ALUM	--	SF-2	ALUM	--	4/16-08	BY MANUF.	BY MANUF.	02	--	--
A102	3'-0" X 7'-0"	N	WD	STN-1	F1	HM	PNT-4	D1	D2	D3	--	03	45
A103	3'-0" X 7'-0"	N	WD	STN-1	F1	HM	PNT-4	D1	D2	D3	--	04	--
A104	3'-0" X 7'-0"	F	WD	STN-1	F1	HM	PNT-4	D1	D2	D3	--	05	--
A105	(PR) 3'-0" X 7'-0"	N	WD	STN-1	F3	HM	PNT-4	D1	D2	D3	--	06	45
A105L	10'-8" X 7'-4"	--	--	--	F5	HM	PNT-4	D1	D2	D3	--	08	45
A105M	16'-0" X 7'-4"	--	--	--	F7	HM	PNT-4	D1	D2	D3	--	09	45
A105N	10'-8" X 7'-4"	--	--	--	F5	HM	PNT-4	D1	D2	D3	--	10	45
A105P	20'-8" X 7'-4"	--	--	--	F8	HM	PNT-4	D1	D2	D3	--	11	45
A106A	(PR) 3'-0" X 7'-0"	N	WD	STN-1	F1	HM	PNT-4	D1	D2	D3	--	12	45
A106B	(PR) 3'-0" X 7'-0"	F	HM	PNT-5	F1	HM	PNT-4	2/AS-11 (SIM)	2/AS-11 (SIM)	T2	--	13	90
A106C	(PR) 3'-0" X 7'-0"	F	HM	PNT-5	F1	HM	PNT-4	2/AS-11 (SIM)	2/AS-11 (SIM)	T2	--	14	90
A106D	3'-0" X 7'-0"	F	HM	PNT-5	F1	HM	PNT-4	D5 (SIM)	D5	T5	--	15	90
A107A	(PR) 3'-0" X 7'-0"	F	WD	STN-1	F1	HM	PNT-4	D1	D2	--	--	16	45
A107B	(PR) 3'-0" X 7'-0"	F	WD	STN-1	F1	HM	PNT-4	D1	D2	--	--	17	45
A109	(PR) 3'-4" X 7'-0"	F	HM	PNT-5	F1	HM	PNT-4	2/16-11	BY MANUF.	--	--	18	90
A110A	3'-0" X 7'-0"	2G	WD	STN-1	F4	HM	PNT-4	2/16-07	D2	T3/D3	--	19	45
A110B	3'-0" X 7'-0"	2G	WD	STN-1	F4	HM	PNT-4	2/16-07	D2	T3/D3	--	20	45
A110C	3'-0" X 7'-0"	2G	WD	STN-1	F1	HM	PNT-4	D1(SIM)	D2(SIM)	--	--	21	90
A110D	3'-0" X 7'-0"	2G	WD	STN-1	F1	HM	PNT-4	D1(SIM)	D2(SIM)	--	--	22	90
A110L	12'-8" X 7'-4"	--	--	--	F7	HM	PNT-4	4/16-05	4/16-05	--	--	23	45
A110M	12'-8" X 7'-4"	--	--	--	F7	HM	PNT-4	4/16-05	4/16-05	--	--	24	45
A110N	6'-8" X 5'-1"	--	--	--	F10	HM	PNT-4	2/16-07	D2(SIM)	2/16-07	--	25	45
A110P	6'-8" X 5'-1"	--	--	--	F10	HM	PNT-4	2/16-07	D2(SIM)	2/16-07	--	26	45
A111	(PR) 3'-4" X 7'-0"	F	HM	PNT-5	F1	HM	PNT-4	1/16-11	BY MANUF.	--	--	27	90
A112	3'-0" X 7'-0"	F	WD	STN-1	F1	HM	PNT-4	D1	D2	T1	--	28	45
A113	3'-0" X 7'-0"	F	WD	STN-1	F1	HM	PNT-4	D1	D2	T1	--	29	45
A114	3'-0" X 7'-0"	F	WD	STN-1	F1	HM	PNT-4	D1	D2	--	--	30	45
A115	3'-0" X 7'-0"	F	HM	PNT-7	F1	HM	PNT-6	2/AS-11 (SIM)	2/AS-11 (SIM)	T1	--	31	90
A116	3'-0" X 7'-0"	F	WD	STN-1	F1	HM	PNT-4	D1	D2	--	--	32	45
A118	(PR) 3'-0" X 7'-0"	N	WD	STN-1	F9	HM	PNT-4	D1	D2	D3/T3	--	33	45
A119	3'-0" X 7'-0"	N	WD	STN-1	F1	HM	PNT-4	D1	D2	T3	--	34	45
A119L	20'-0" X 4'-4"	--	--	--	F6	HM	PNT-4	D1	D2	D3	--	35	45
A120	3'-0" X 7'-0"	F	WD	STN-1	F1	HM	PNT-4	D1	D2	T3	--	36	45
A121	3'-0" X 7'-0"	F	WD	STN-1	F1	HM	PNT-4	D1	D2	--	--	37	45
A122	3'-0" X 7'-0"	N	WD	STN-1	F1	HM	PNT-4	D1	D2	--	--	38	45
AREA E													
E123	3'-0" X 7'-0"	N	HM	PNT-7	F1	HM	PNT-6				T3	16	45
E124A	(PR) 3'-0" X 7'-0"	N	HM	PNT-7	F1	HM	PNT-6				T3	17	45
E124B	(PR) 3'-0" X 7'-0"	N	HM	PNT-7	F1	HM	PNT-6				T3	18	45
E126	(PR) 3'-0" X 7'-0"	N	HM	PNT-7	F1	HM	PNT-6				--	19	45
E127	3'-0" X 7'-0"	N	HM	PNT-7	F1	HM	PNT-6				T1	18	45
E128	3'-0" X 7'-0"	N	HM	PNT-7	F1	HM	PNT-6				T1	18	45
E129	3'-0" X 7'-0"	N	HM	PNT-7	F1	HM	PNT-6				T1	19	45
E130	ETR	ETR	ETR	ETR	ETR	ETR	ETR				ETR	20.E	45
E131	3'-0" X 7'-0"	N	HM	PNT-7	F1	HM	PNT-6				T3	20	45
E132A	(PR) 3'-0" X 7'-0"	2G	ALUM		SF-4	ALUM					T2	22	45
E132B	(PR) 3'-0" X 7'-0"	2G	ALUM		SF-4	ALUM					T5	21	45
E134A	(PR) 3'-0" X 7'-0"	2G	ALUM		SF-4	ALUM					T2	22	45
E134B	(PR) 3'-0" X 7'-0"	2G	ALUM		SF-4	ALUM					T5	21	45
E136	ETR	ETR	ETR	ETR	ETR	ETR	ETR				ETR	20.E	45
E138	ETR	ETR	ETR	ETR	ETR	ETR	ETR				ETR	20.E	45
E139	ETR	ETR	ETR	ETR	ETR	ETR	ETR				ETR	20.E	45
E140	ETR	ETR	ETR	ETR	ETR	ETR	ETR				ETR	20.E	45
E141	ETR	ETR	ETR	ETR	ETR	ETR	ETR				ETR	20.E	45
E142	ETR	ETR	ETR	ETR	ETR	ETR	ETR				ETR	20.E	45
E143A	ETR	ETR	ETR	ETR	ETR	ETR	ETR				ETR	20.E	45
E143B	ETR	ETR	ETR	ETR	ETR	ETR	ETR				ETR	20.E	45
E151A	ETR	ETR	ETR	ETR	ETR	ETR	ETR				ETR	20.E	45
E151B	ETR	ETR	ETR	ETR	ETR	ETR	ETR				ETR	20.E	45
E155A	ETR	ETR	ETR	ETR	ETR	ETR	ETR				ETR	20.E	45
E155B	ETR	ETR	ETR	ETR	ETR	ETR	ETR				ETR	20.E	45
E161	ETR	ETR	ETR	ETR	ETR	ETR	ETR				ETR	20.E	45
E162	ETR	ETR	ETR	ETR	ETR	ETR	ETR				ETR	20.E	45
E165	(PR) 3'-0" X 7'-0"	F	HM	PNT-7	F1	HM	PNT-6				T2	10	90
E166A	(PR) 3'-0" X 7'-0"	F	HM	PNT-7	F2	HM	PNT-6				T4	07	90
E166B	3'-0" X 7'-0"	F	HM	PNT-7	F1	HM	PNT-6				T5	09	45
E141A	3'-0" X 7'-0"	F	HM	PNT-7	F1	HM	PNT-6	D4	D5	T5	--	34.8	45
E147A	3'-0" X 7'-0"	F	HM	PNT-7	F1	HM	PNT-6	D4	D5	T5	--	34.8	45
E147B	3'-0" X 7'-0"	F	HM	PNT-7	F1	HM	PNT-6	D4	D5	T5	--	34.8	45
E150	3'-0" X 7'-0"	F	HM	PNT-7	F1	HM	PNT-6	D4	D5	T5	--	34.8	45
E152A	PR 3'-4" X 7'-0"	F	HM	PNT-7	F1	HM	PNT-6	D4	D5	T5	--	34.8	45
E152	3'-0" X 7'-0"	F	HM	PNT-7	F1	HM	PNT-6	D2	D1	T4	--	35.8	45
E153	PR 3'-0" X 7'-0"	F	HM	PNT-7	F1	HM	PNT-6	D2	D1	T4	--	3.8	45
E153A	PR 3'-0" X 7'-0"	F	HM	PNT-7	F1	HM	PNT-6	D4	D5	T5	--	34.8	45
E155C	3'-0" X 7'-0"	F	HM	PNT-7	F1	HM	PNT-6	D4	D5	T5	--	34.8	45
E155B	3'-0" X 7'-0"	F	HM	PNT-7	F1	HM	PNT-6	D4	D5	T5	--	34.8	45
E155D	ETR	ETR	ETR	ETR	ETR	ETR	ETR				--	1.8	45
E147	ETR	ETR	ETR	PNT	ETR	ETR	PNT				--	6.7.8	45
E147	ETR	ETR	ETR	PNT	ETR	ETR	PNT				--	6.7.8	45


Door/ Openings General Notes:

- A. FIELD VERIFY ALL OPENINGS PRIOR TO DOOR/FRAME FABRICATION.
- B. DOOR AND WINDOW FRAMES TO BE PAINTED PNT-5 UNO.
- C. NEW DOORS INSTALLED IN EXISTING OPENINGS TO USE RENOVATION TYPE ANCHORS, TYPICAL UNO.

Door/Opening Key Notes:

1. EXISTING DOOR HARDWARE TO HAVE EXISTING KNOB REMOVED AND REPLACED WITH RETROFIT LEVER HANDLE.
2. TOTAL DOOR SYSTEM W/ FACTORY PRIMED FINISH FOR FIELD PAINTING.
3. NEW DOOR IN EXIST. OPENING. VERIFY OPENING SIZE IN FIELD. ADJUST DOOR SIZE.
4. PROVIDE FULL SET OF WEATHERSTRIPING.
5. REINSTALL PROTECTIVE PADDING ON NEW DOOR FRAME.
6. EXISTING OH DOOR, PROVIDE NEW WEATHER STRIP AT JAMB, HEAD, AND SILL.
7. PAINT DOOR AND FRAME.
8. INCLUDE \$900.00 ALLOWANCE IN BASE BID PER DOOR LEAF FOR OPENING HARDWARE.

PARTNERS



PARTNERS in Architecture, PLC
 65 MARKET STREET
 MOUNT CLEMENS, MI 48043
 P 586.469.3600
 F 586.469.3607

Statement of Intellectual Property
 The ideas, concepts, drawings and thoughts conveyed herein are the intellectual property of PARTNERS in Architecture, PLC, 65 Market Street, Mount Clemens, MI 48043 (P 586.469.3600). This set of drawings, in whole or in part, may not be reproduced, without the written consent of PARTNERS in Architecture, PLC. This information is protected under U.S. Copyright Law, all rights reserved.

© Copyright 2014

CONSULTANT

KEY PLAN

OWNER

Recreation Authority of
 Roseville & Eastpointe

PROJECT NAME

Recreation Authority
 Addition and Renovation

18185 Sycamore
 Roseville, MI 48066

PROJECT NO.

13-162

ISSUES / REVISIONS

Bidding - Construction 05/28/14
 Addendum - 03 06/17/14

DRAWN BY

FGM

CHECKED BY

ACS

APPROVED BY

DWG

SHEET NAME

OPENING SCHED,
 DOOR & FRAME
 TYPES

SHEET NO.

A0-03