

Integrated Design Solutions, LLC
Architecture, Engineering, Interiors & Technology

1441 West Long Lake, Suite 200, Troy, MI 48098
tel 248.823.2100 - fax 248.823.2200
www.ids-troy.com

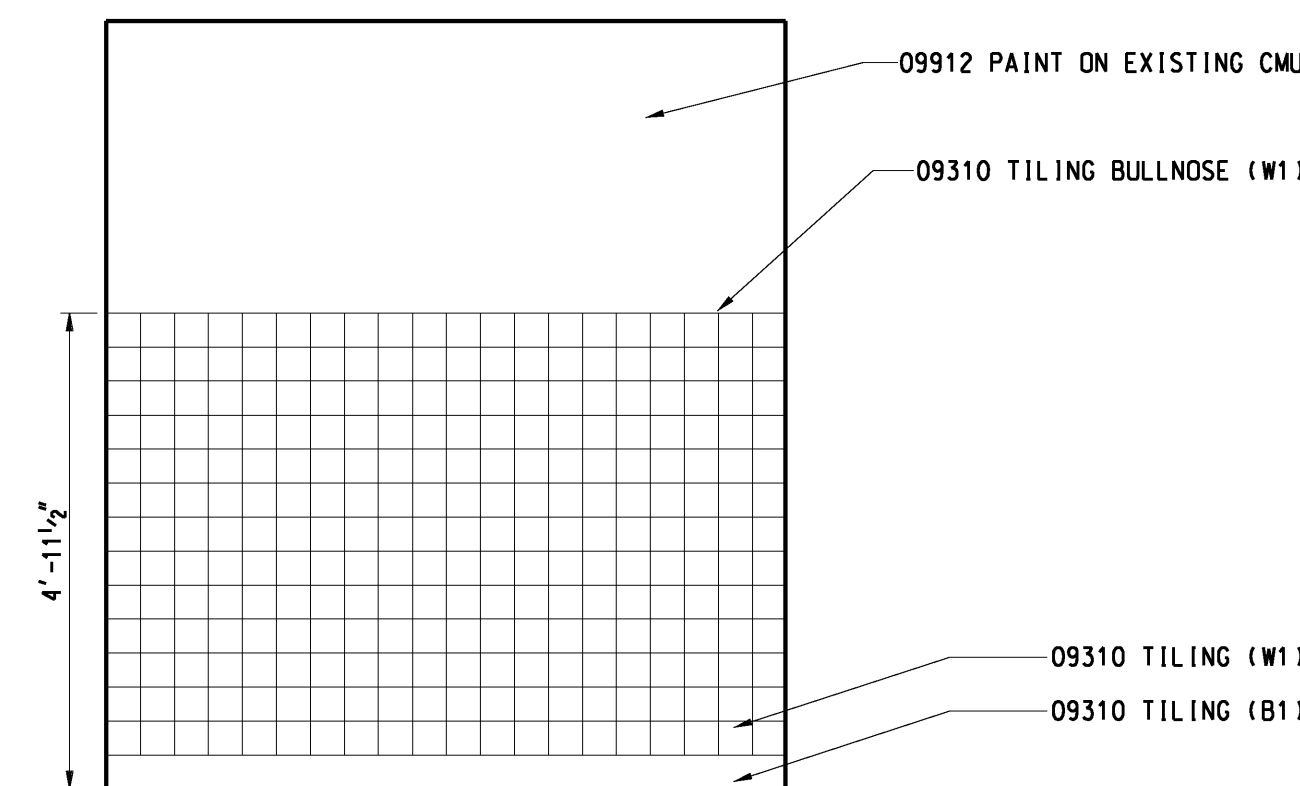
GENERAL NOTES

- A. THE GENERAL INTENT OF THIS WORK IS TO 1) REPLACE ALL EXISTING TOILET ROOM FIXTURES AND TOILET COMPARTMENTS WITH NEW FIXTURES AND TOILET COMPARTMENTS IN EXISTING LOCATIONS WITH FIXTURES SECURED TO EXISTING CARRIERS AND CONNECTED TO EXISTING UTILITIES 2) REPLACE MOST EXISTING ACCESSORIES WITH NEW ACCESSORIES 3) INSTALL NEW FINISHES INCLUDING DEMOLITION OF SOME EXISTING FINISHES
- B. CONTRACTOR TO FIELD VERIFY ALL DIMENSIONS AND CONDITIONS.
- C. CONTINUOUSLY MAINTAIN ALL MEANS OF EGRESS AND ALL FIRE PROTECTION FEATURES FOR PORTIONS OF THE BUILDING THAT REMAIN OCCUPIED DURING CONSTRUCTION
- D. PROTECT ALL EXISTING FINISHES DURING CONSTRUCTION
- E. ALL DEMOLITION WORK REQUIRED IS NOT NECESSARILY LIMITED TO WHAT IS SHOWN ON THE DEMOLITION PLANS. THE INTENT IS TO REMOVE ALL MECHANICAL, ELECTRICAL, AND ARCHITECTURAL ITEMS AS REQUIRED TO FACILITATE NEW CONSTRUCTION
- F. COORDINATE SCOPE AND EXTENT OF DEMOLITION WORK WITH NEW WORK PLANS AND DETAILS
- G. PATCH AND/OR REPAIR ALL EXISTING FLOOR, WALL AND/OR CEILING FINISHES AS REQUIRED TO MATCH EXISTING OR TO ACCEPT NEW FINISHES AS SCHEDULED AT ALL AREAS AFFECTED BY THE DEMOLITION WORK. REFER TO MECHANICAL DRAWINGS FOR ADDITIONAL SCOPE OF WORK.

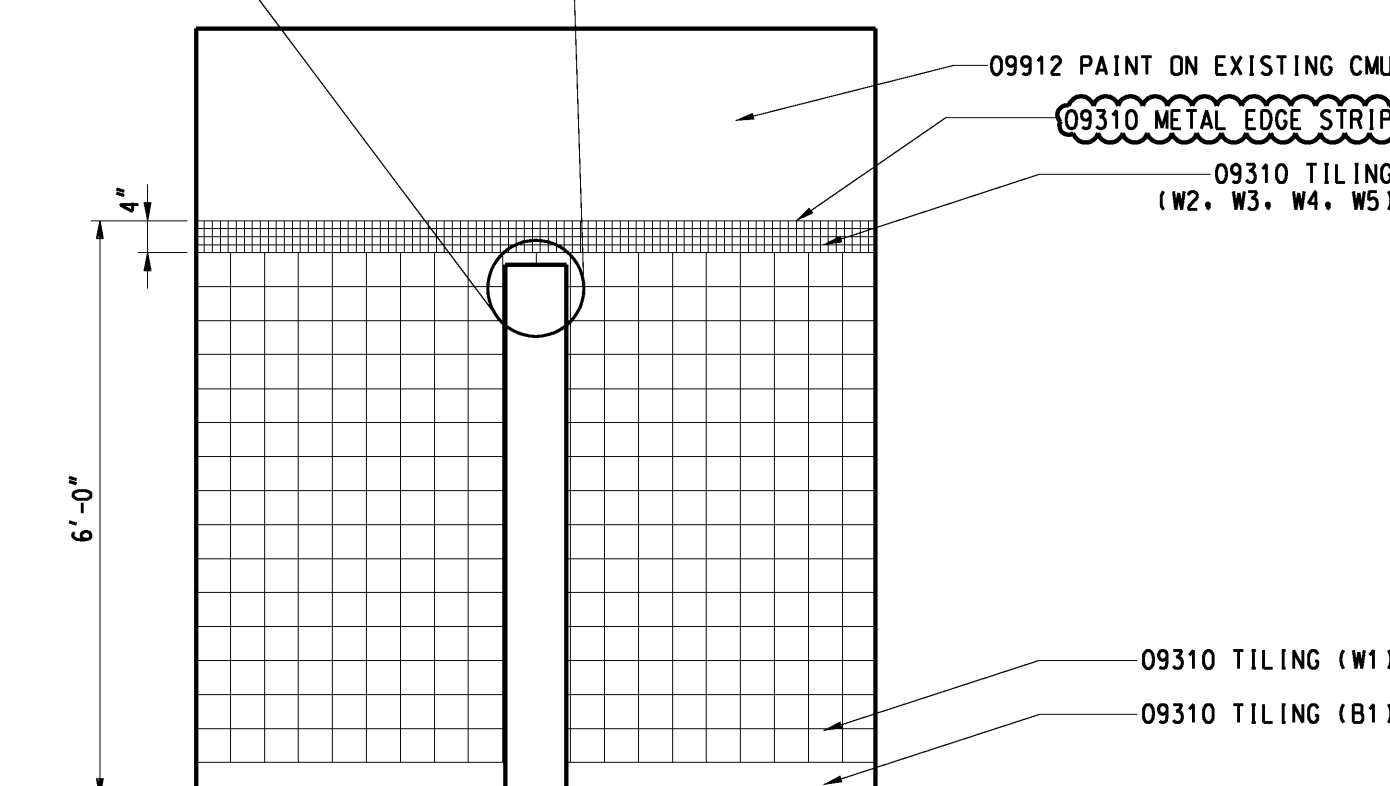
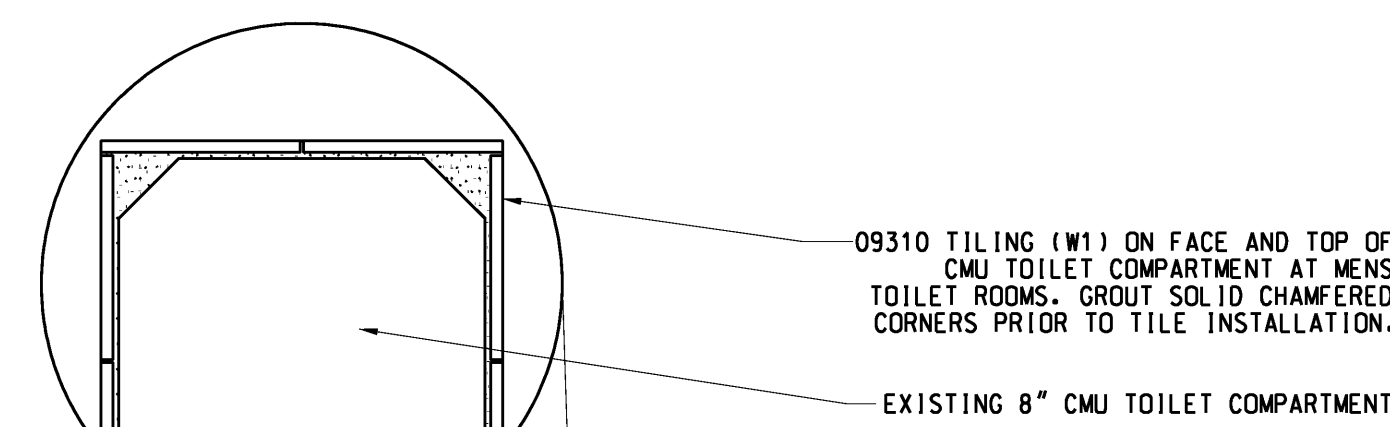
KEYNOTES

NOTE: NOT ALL KEYNOTES MAY BE USED

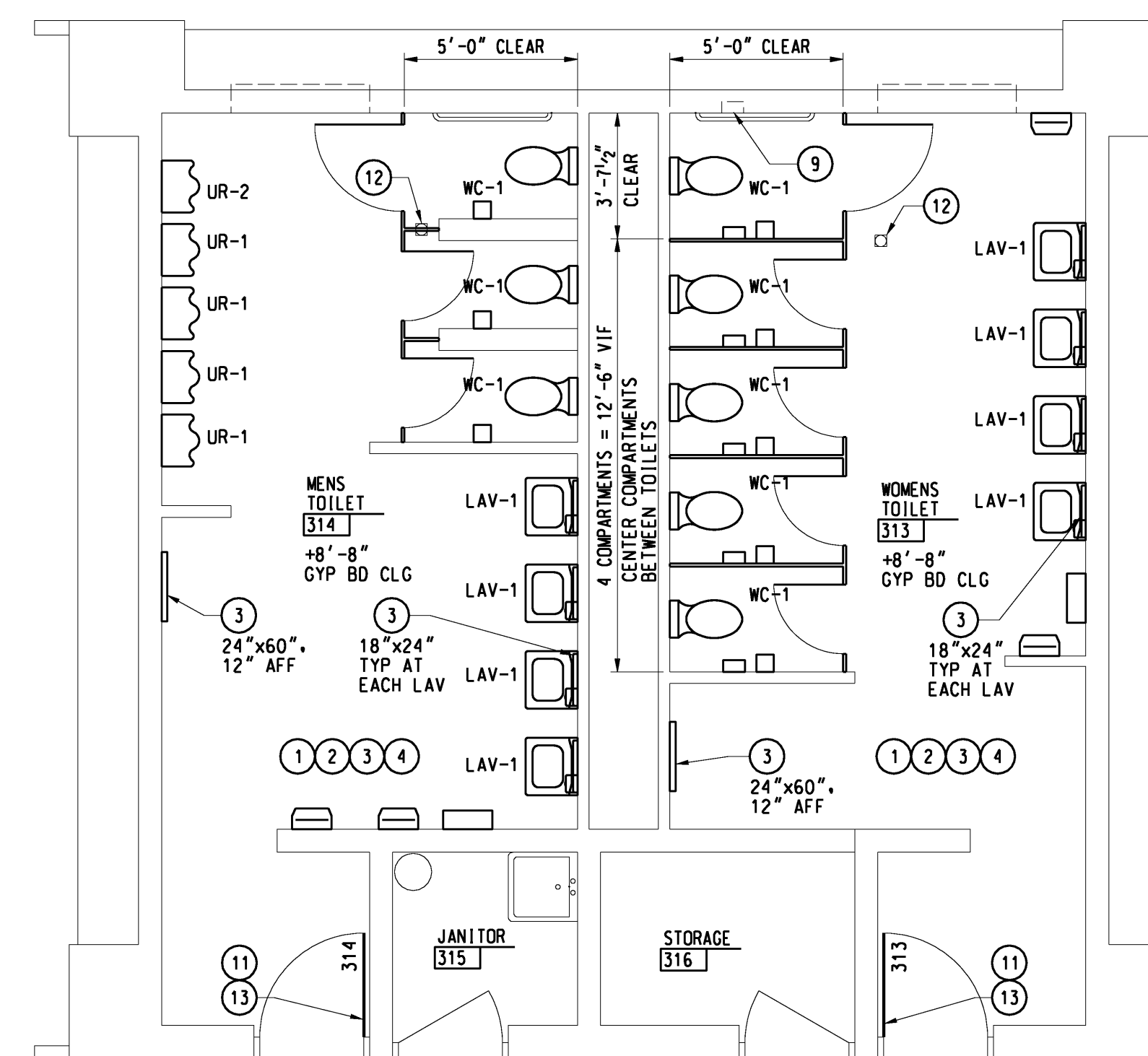
- 1 OWNER WILL PROVIDE ALL ELECTRICAL WORK, DEMOLITION AND NEW, INCLUDING BUT NOT LIMITED TO:
ELECTRIC HAND DRYERS
LIGHT FIXTURES
SWITCHES
ELECTRICAL DEVICE COVER PLATES
CLEANING AND RELAMPING OF LIGHT FIXTURES
- 2 DEMOLITION WORK SHALL INCLUDE REMOVAL OF ALL:
FLOOR AND WALL BASE TILL
WOOD BED (ALTERNATE NO 1)
WIRING
LAVATORIES, FAUCETS AND TRAPS
WATER CLOSETS AND FLUSH VALVES
SINKS AND FLUSH VALVES
FLOOR AND WALL CLEANOUT COVERS
TOILET COMPARTMENTS
WALL MOUNTED DOOR BUMPERS
SOAP DISPENSERS
TOILET PAPER DISPENSERS
TOWEL DISPENSERS
- 3 NEW WORK SHALL INCLUDE:
09310 CERAMIC TILE
09310 MTD BED (ALTERNATE NO 1)
09912 PAINT
10155 TOILET COMPARTMENT
10801 FRAMED MIRROR (SIZE AS NOTED ON PLAN - WH1)
10801 SANITARY NAPKIN DISPOSAL (TYP AT EACH FEMALE WC COMPARTMENT)
15000 LAVATORY (LAV-1) AND FAUCET (LF-1)
15000 WATER CLOSET (WC-1) AND FLUSH VALVE (FV-1)
15000 URINAL (UR-1) AND FLUSH VALVE (FV-2)
15000 WALL CLEANOUT COVER (WCC-1)
- 4 OWNER SHALL PROVIDE AND INSTALL:
SOAP DISPENSER
TOWEL DISPENSER
TOILET PAPER DISPENSER
ELECTRIC HAND DRYER
- 5 NO EXISTING LAVATORIES AT THIS LOCATION. REMOVE AND PATCH EXISTING CMU FOR CONNECTION TO EXISTING PLUMBING AND ANCHORS IN PARTITION.
- 6 EXISTING COVER BOARD TO REMAIN
- 7 EXISTING GRAB BAR TO REMAIN. INSTALL 09310 CERAMIC TILE OVER MOUNTING PLATE AND COVER WITH EXISTING ESCUTCHEON PLATE.
- 8 EXISTING CONNECTOR TO REMAIN WITH 09912 PAINT
- 9 EXISTING SANITARY NAPKIN DISPOSAL TO REMAIN
- 10 EXISTING AIR FRESHENER TO REMAIN
- 11 EXISTING HOLLOW METAL DOOR FRAME TO REMAIN WITH 09912 PAINT (MATCH EXISTING)
- 12 EXISTING FLOOR DRAIN COVER TO REMAIN. CLEAN OUT EXISTING FLOOR DRAIN AND ROUT OUT DRAINAGE PIPING AS REQUIRED FOR A MINIMUM OF FIFTY (50) LINEAL FEET TO REMOVE ANY AND ALL BLOCKAGES AND RE-ESTABLISH PROPER DRAINAGE. AFTER CLEANING, TEST FLOOR DRAIN IN PRESENCE OF OWNER'S REPRESENTATIVE BY FLOODING WITH GARDEN HOSE FOR APPROXIMATELY 15 MINUTES OR UNTIL PROPER DRAINAGE CONFIRMED.
- 13 REMOVE WOOD DOOR AND HARDWARE AND PROVIDE 08211 FLUSH WOOD DOOR, 3'-0" x 7'-2" (NOMINAL), 1 3/4" THICK WITH HARDWARE SET HS1



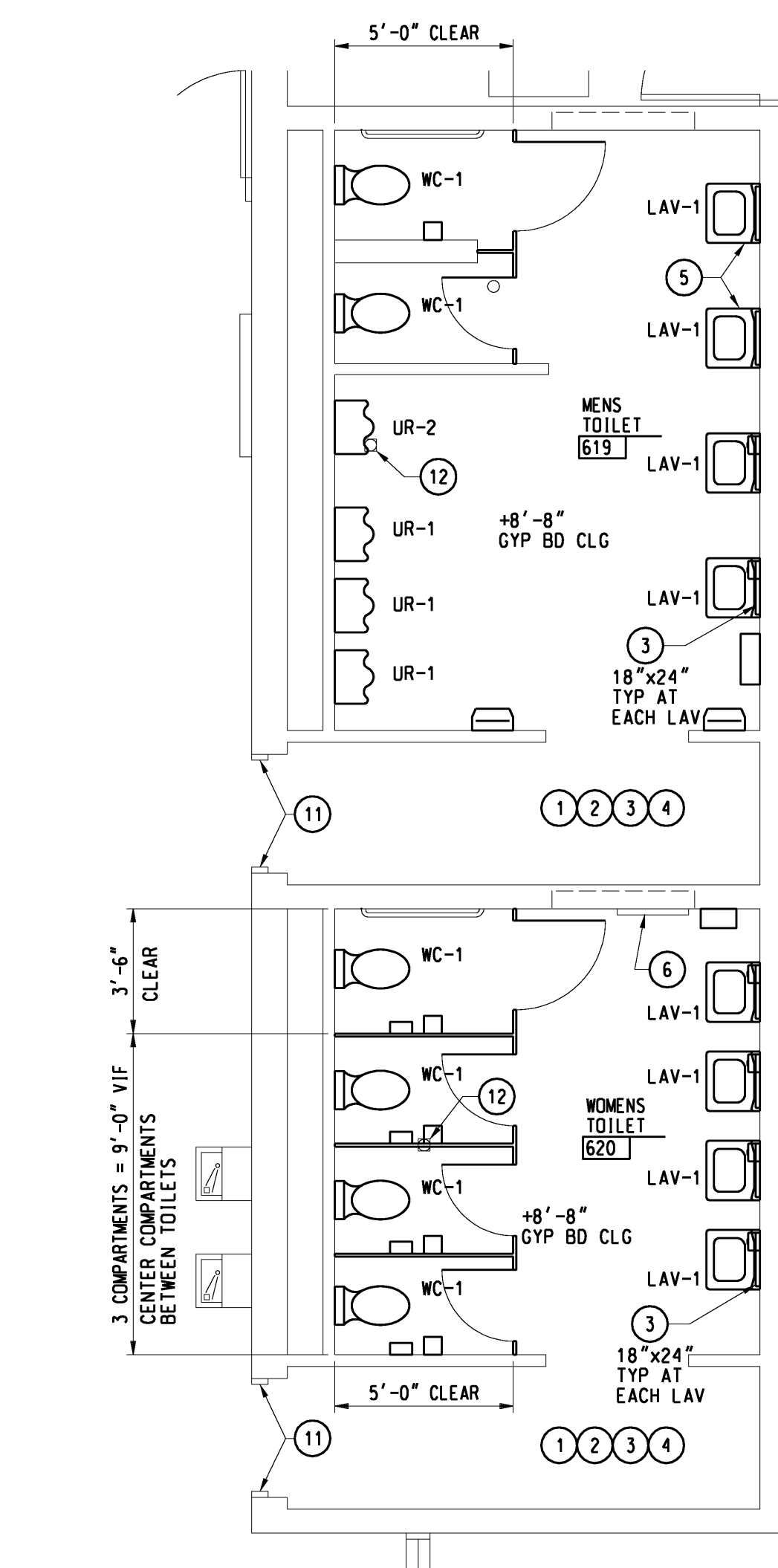
**TYP WALL TILE PATTERN
TOILET ROOM 310**
1/2" = 1'-0"



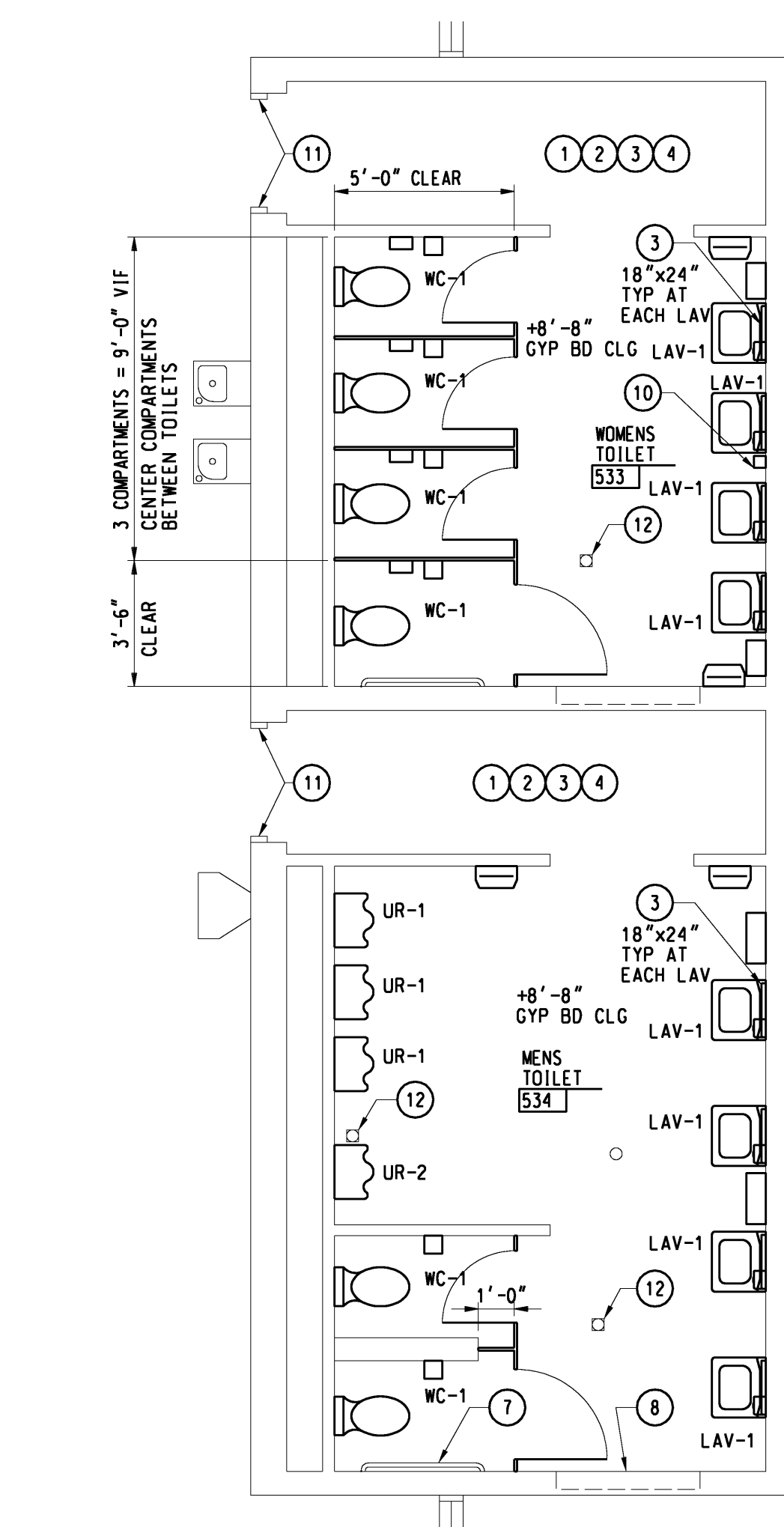
**TYP WALL TILE PATTERN
TOILET ROOMS 313, 314, 533, 534, 619, 620**
1/2" = 1'-0"



**TOILET ROOMS 313 AND 314
DEMO/NEW WORK FLOOR PLAN**
1/4" = 1'-0" REF DETAIL 1 THIS DWG FOR TYP NOTES



**TOILET ROOMS 619 AND 620
DEMO/NEW WORK FLOOR PLAN**
1/4" = 1'-0" REF DETAIL 1 THIS DWG FOR TYP NOTES



**TOILET ROOMS 533 AND 534
DEMO/NEW WORK FLOOR PLAN**
1/4" = 1'-0"

Project Title

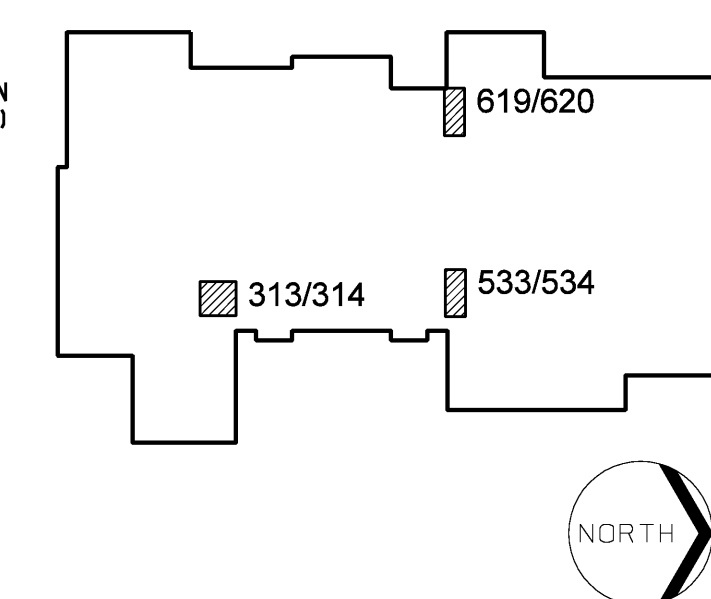


LINDEN COMMUNITY SCHOOLS

2013 Sinking Fund Projects

Linden, Michigan

Key Plan



Project Administrator:	Seal:
K. Delzer	
Project Designer:	
B. Ingham	
Project Architect / Engineer:	
B. Ingham	
Drawn By:	
B. Ingham	
C.M. Review:	
K. Delzer	
Approved:	Signature:
K. Delzer	
Drawing Scale:	Date:
As Noted	

Issue Date:	Issued for:
03-11-13	Quality Management Review
03-15-13	Bids
03-28-13	Addendum No 1

© 2013 Integrated Design Solutions, LLC
IDS Drawing Title

**High School
Toilet Room Upgrades
and Fixture Replacements**

IDS Project Number Drawing Number

13101-1000 **AM1.1HS**