MN

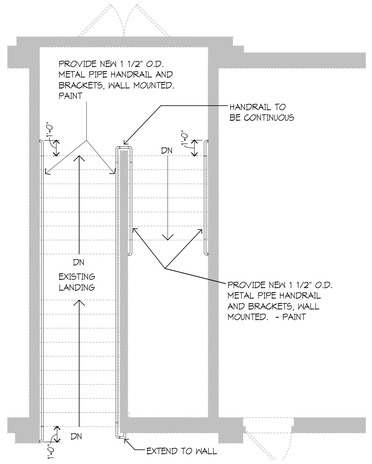

C1 NORTH STAIR - SECOND FLOOR
1/4" = 1'-0"

MATERIAL FINISH/ COLOR SCHEDULE

	Item	Manufacturer	Color/ Finish
08 71 00 Finish Hardware			
	Exit Devices	As specified	US26D on brass or bronze
	Locks	As specified	US26D on brass or bronze
	Pulls And Push Plates/ Bars	As specified	US32D on stainless steel
	Closers	As specified	Sprayed AL on cast iron or aluminum
	Protective Plates	As specified	US32D on stainless Steel
	Overhead Stops	As specified	US26D on brass, bronze, or steel
	Wall Stops	As specified	US26D on brass, bronze, or steel
	Miscellaneous	As specified	US26D on brass or bronze
09 91 00 Paint			
	PT 4A-Interior HM Frames	Sherwin Williams	Color:SW 6797 "Jay Blue"
	PT 4B-Interior HM Doors	Sherwin Williams	Color: To match existing
	PT 5-Interior Misc. Metals	Sherwin Williams	Color:SW 6797 "Jay Blue"
	Stain 1A-Wood Bracket Plate	Sherwin Williams	Color: To match existing
10 21 13 Solid Plastic Toilet Partitions			
	Toilet Partitions	Capitol Partitions	Color: to match Sandcastle (Scranton)

DOOR / OPENING SCHEDULE

DOOR NO	DOOR / OPENING TYPE	QTY	WIDTH	HEIGHT	MATL	LAB EL	FRAME TYPE	DEPTH	MATL	GL	MOUNTING CONDITIONS HEAD	JAMB	SILL	HDW GRP	REMARKS
A104A	G	1	3'-0"	7'-0"	H.M.	20/ 45	EX25T		EX25T					1	
A104B	G	1	3'-0"	7'-0"	H.M.	20/ 45	EX25T		EX25T					1	
A122	N	1	3'-6"	7'-0"	H.M.	60	EX25T		EX25T					1	
A128	N	2	3'-0"	7'-0"	H.M.	60	EX25T	--	EX25T	--				3	
A222	N	1	3'-0"	7'-0"	H.M.	60	EX25T		EX25T					1	
A225A	N	1	3'-0"	7'-0"	H.M.	60	EX25T	--	EX25T	--				2	
A225B	N	1	3'-0"	7'-0"	H.M.	60	EX25T	--	EX25T	--				1	
A321	N	2	3'-0"	7'-0"	H.M.	60	EX25T	--	EX25T	--				3	
A325	N	2	3'-0"	7'-0"	H.M.	60	EX25T	--	EX25T	--				3	

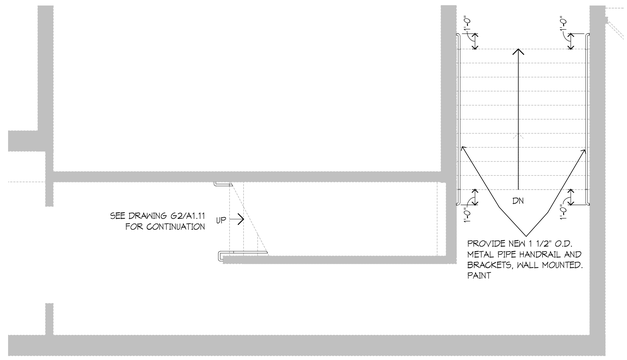

E2 WEST STAIR - FIRST FLOOR TO LANDING
1/4" = 1'-0"

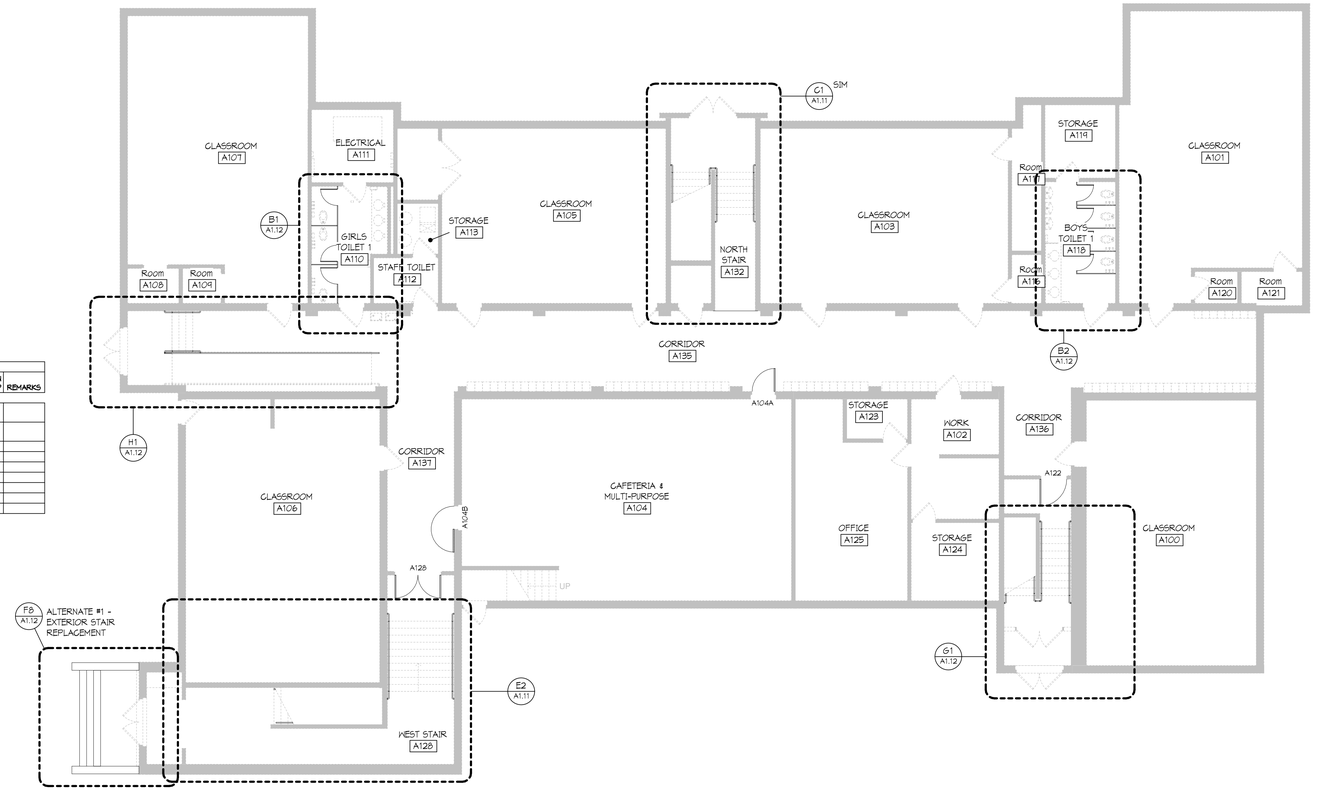

D3 FIRST FLOOR PLAN - ROOM A110
1/8" = 1'-0"

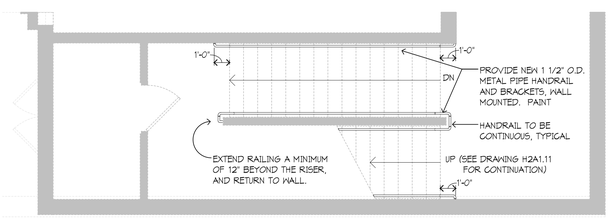

G2 WEST STAIR - LANDING TO SECOND FLOOR
1/4" = 1'-0"

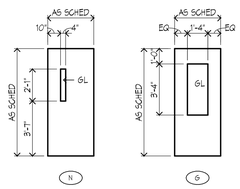

DOOR TYPES

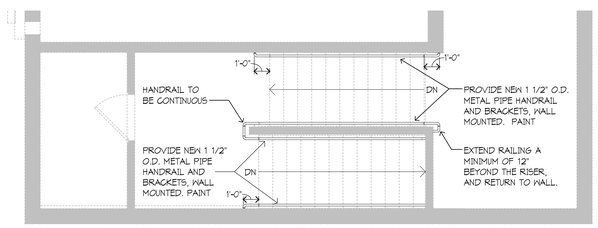

1 WEST STAIR - THIRD FLOOR
1/4" = 1'-0"

DOOR SCHEDULE GENERAL NOTES

1. ALL DOORS ARE 1 3/4" THICK UNLESS OTHERWISE NOTED.
2. FOR GLASS TYPES, ONLY EXCEPTIONS TO THE FOLLOWING TABLE ARE SCHEDULED:

   INTERIOR NON RATED:

   CLEAR (SAFETY WHEN REQUIRED BY TABLE IN GLAZING SPECIFICATION.)

   INTERIOR AND EXTERIOR RATED:

   FIRE RATED

   EXTERIOR NON-RATED:

   CLEAR INSULATED (SAFETY INSULATED WHEN REQUIRED BY TABLE IN GLAZING SPECIFICATION.)
3. AT DOOR SCHEDULE, LABEL DESIGNATION "45/20" INDICATES:

   FOR ALL OPENINGS WITH SIDE LITES AND SCHEDULED TO BE RATED FOR 20 MINUTES, THE DOOR AND ANY GLASS WITHIN THE DOOR IS TO BE RATED FOR 20 MINUTES; THE FRAME AND ADJACENT SIDELITE(S) GLASS AND FRAME IS TO BE RATED FOR 45 MINUTES."

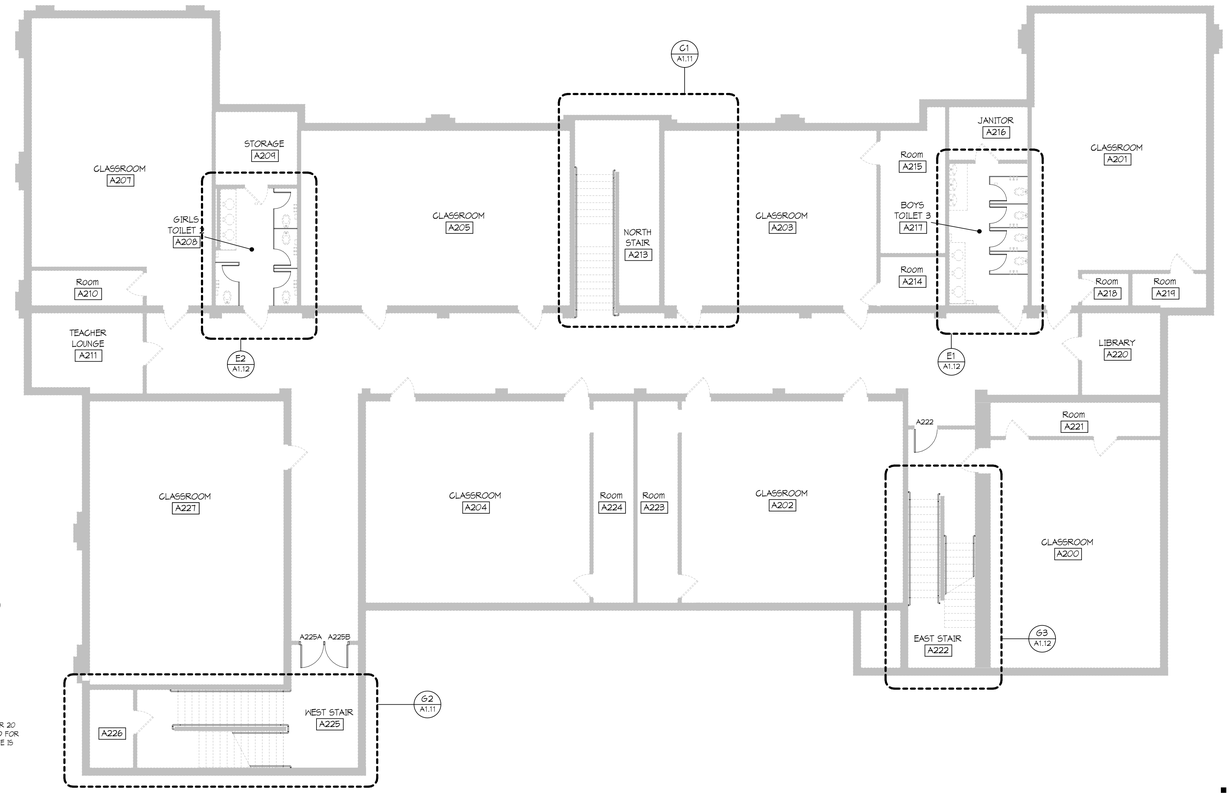

H3 SECOND FLOOR PLAN
1/8" = 1'-0"

A

GREAT LAKES ACADEMY - 2012 IMPROVEMENTS

GREAT LAKES ACADEMY
Owner Address
Owner City, State

WOLD architects engineers
www.woldae.com

305 Saint Peter Street
Saint Paul, MN 55102
tel 651 227 7773
fax 651 223 5646
mail@woldae.com

I hereby certify that this plan, specification or report was prepared by me or under my direct supervision and that I am a duly Licensed ARCHITECT under the laws of the State of Michigan

Registration Number . Date .

Revisions		
Description	Date	Num

Comm: 124015
Date: 11/6/2012
Drawn: VS/MK
Check: MK
North

FIRST & SECOND FLOOR, 1/4" STAIR PLANS, MATERIAL COLOR SCHEDULE

Scale: As indicated

A1.11

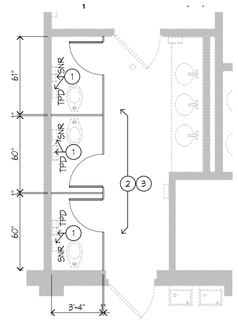

B1 ENLARGED TLT PLAN - ROOM A110
1/4" = 1'-0"

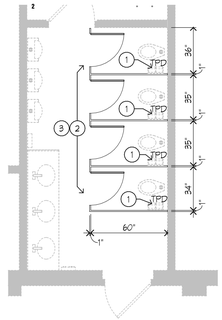

B2 ENLARGED TLT PLAN - ROOM A118
1/4" = 1'-0"

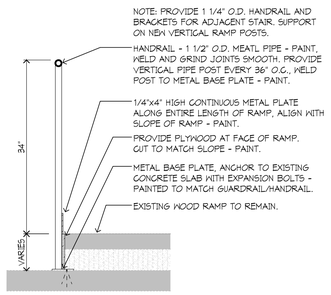

B3 HANDRAIL SECTION AT RAMP
1" = 1'-0"

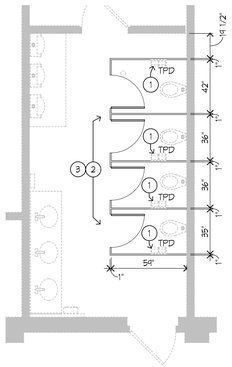

E1 ENLARGED BOY'S TLT PLAN - ROOM A217
1/4" = 1'-0"

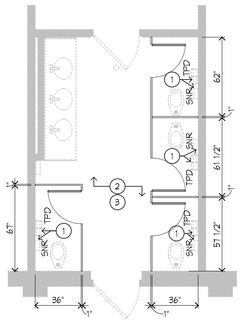

E2 ENLARGED GIRL'S TLT PLAN - ROOM A208
1/4" = 1'-0"

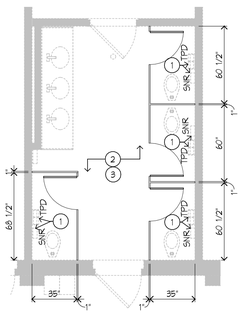

E3 ENLARGED GIRL'S TLT PLAN - ROOM A310
1/4" = 1'-0"

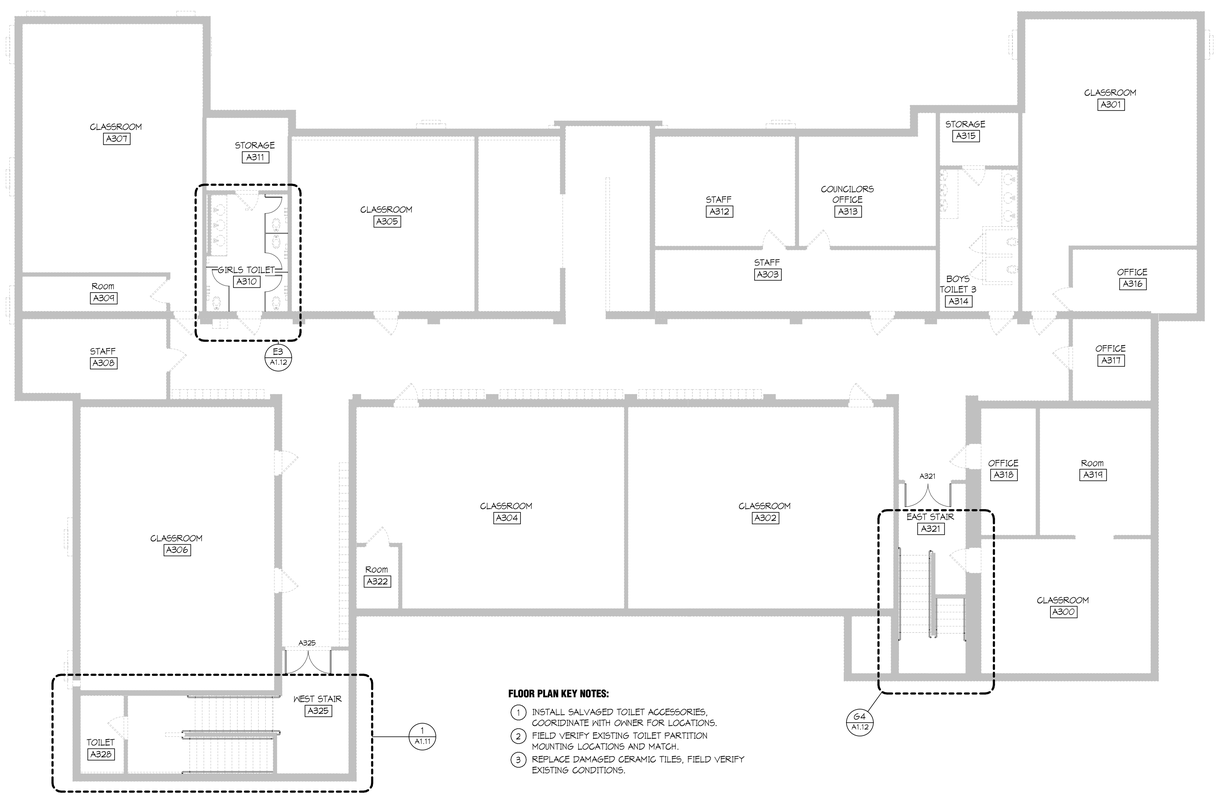

FLOOR PLAN KEY NOTES:

1. INSTALL SALVAGED TOILET ACCESSORIES, COORDINATE WITH OWNER FOR LOCATIONS.
2. FIELD VERIFY EXISTING TOILET PARTITION MOUNTING LOCATIONS AND MATCH.
3. REPLACE DAMAGED CERAMIC TILES, FIELD VERIFY EXISTING CONDITIONS.

D5 THIRD FLOOR PLAN A3.10
1/8" = 1'-0"

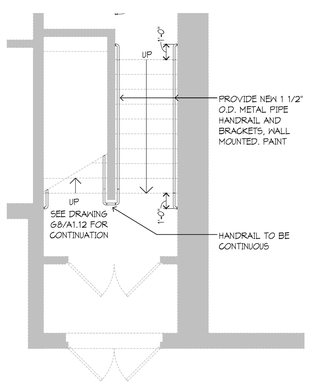

G1 EAST STAIR - FIRST FLOOR
1/4" = 1'-0"

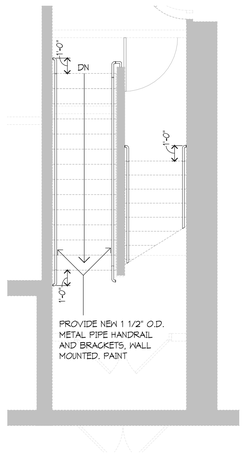

G3 EAST STAIR - SECOND FLOOR
1/4" = 1'-0"

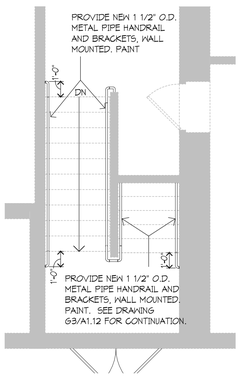

G4 EAST STAIR - THIRD FLOOR
1/4" = 1'-0"

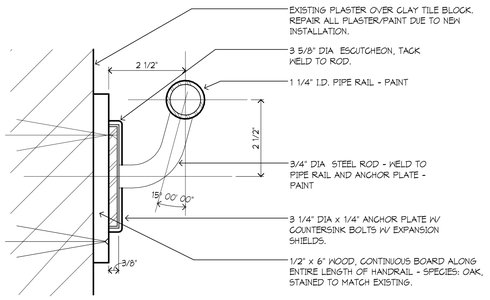

G5 SECTION AT BRACKET - TYPICAL AT ALL INTERIOR HANDRAILS
6" = 1'-0"

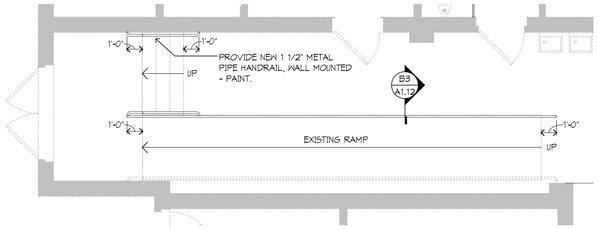

H1 NORTHWEST STAIR AND RAMP - FIRST FLOOR
1/4" = 1'-0"

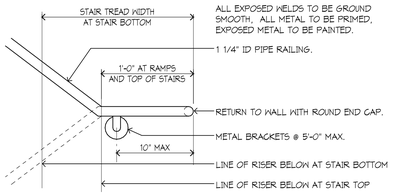

H4 WALL MOUNTED HANDRAIL
1 1/2" = 1'-0"

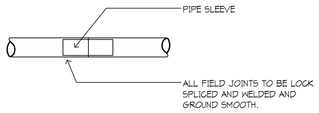

H5 TYPICAL HANDRAIL JOINT
1 1/2" = 1'-0"

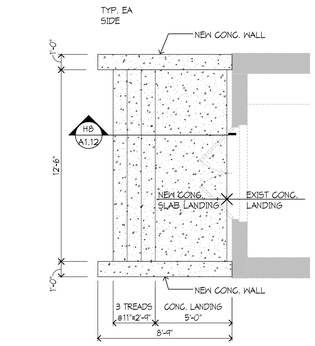

F8 EXTERIOR STAIR PLAN - ALTERNATE #1
1/4" = 1'-0"

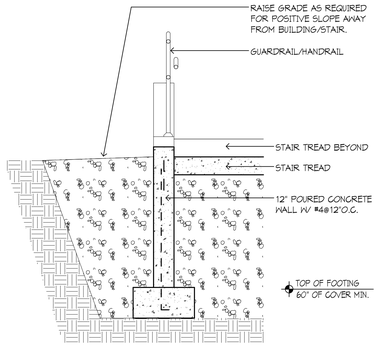

F9 EXTERIOR STAIR SECTION - ALTERNATE #1
1/2" = 1'-0"

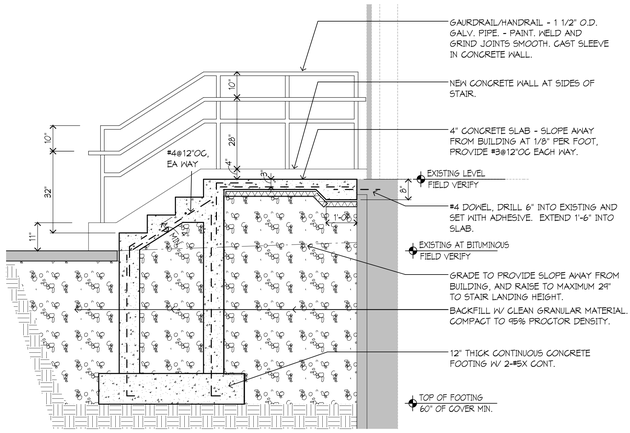

H8 EXTERIOR STAIR SECTION - ALTERNATE #1
1/2" = 1'-0"

MN

A

GREAT LAKES ACADEMY - 2012 IMPROVEMENTS

GREAT LAKES ACADEMY
Owner Address
Owner City, State

WOLD architects engineers
www.woldae.com

305 Saint Peter Street
Saint Paul, MN 55102

tel 651 227 7773
fax 651 223 5646
mail@woldae.com

I hereby certify that this plan, specification or report was prepared by me or under my direct supervision and that I am a duly Licensed ARCHITECT under the laws of the State of Michigan

Registration Number . Date .

Revisions		
Description	Date	Num

Comm: 124015
Date: 11/6/2012
Drawn: VS/MK
Check: MK

North

THIRD FLOOR PLAN, 1/4" STAIR AND TOILET PLANS

Scale: As indicated

A1.12

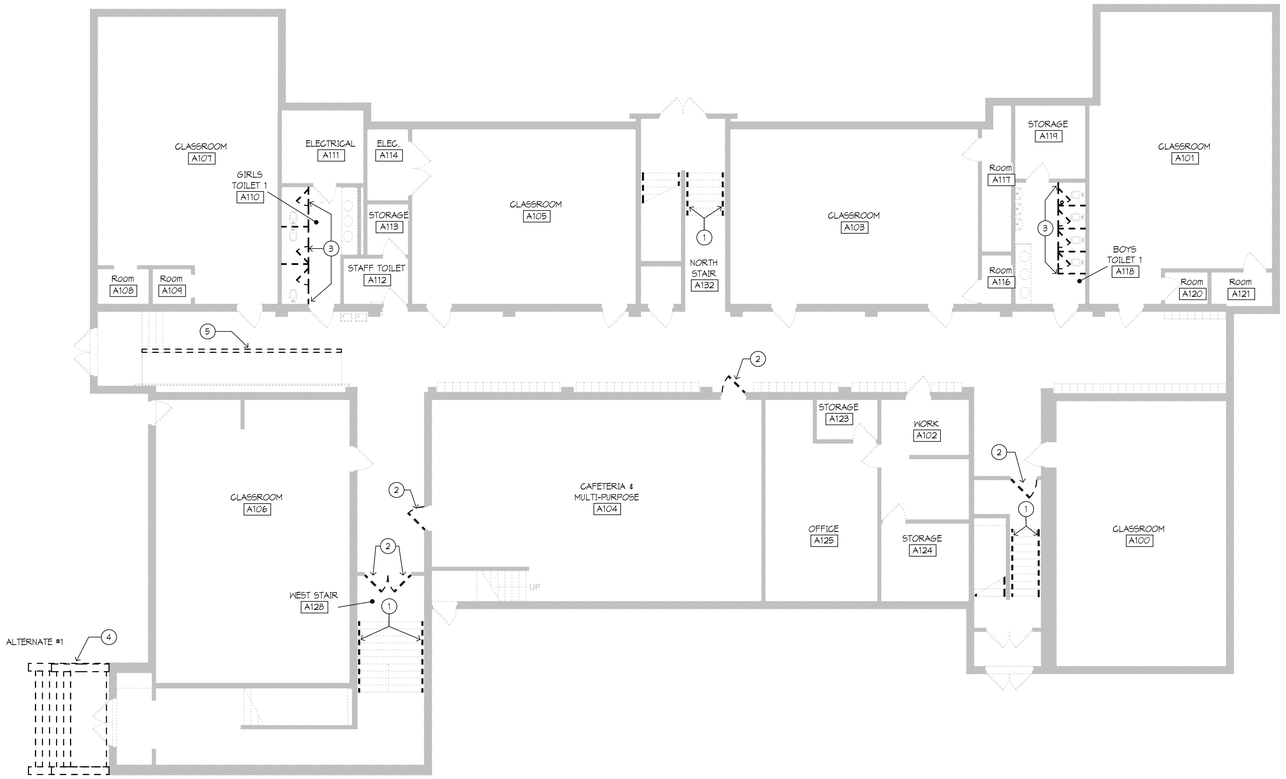

1 FIRST FLOOR DEMOLITION PLAN
1/8" = 1'-0"

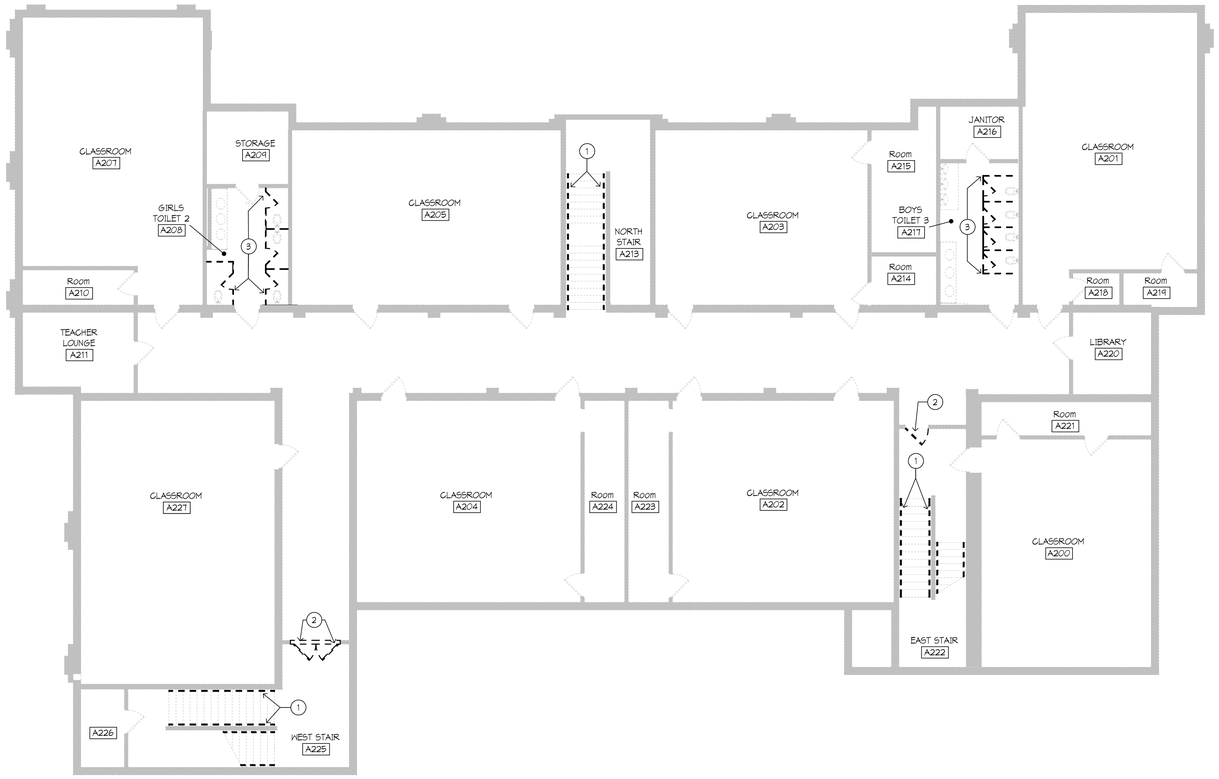

2 SECOND FLOOR DEMOLITION PLAN
1/8" = 1'-0"

DEMOLITION LEGEND

- WALL TO REMAIN
- WALL TO BE REMOVED
- DOOR TO REMAIN
- DOOR, FRAME, AND HARDWARE TO BE REMOVED UNLESS NOTED OTHERWISE
- DESIGNATED ITEM TO REMAIN
- DESIGNATED ITEM TO BE REMOVED

DEMOLITION PLAN KEY NOTES:

1. REMOVE WALL MOUNTED WOOD HANDRAIL SYSTEM
2. REMOVE HOLLOW METAL DOOR, AND FINISH HARDWARE. EXISTING HOLLOW METAL FRAME TO REMAIN.
3. REMOVE TOILET PARTITIONS, DOORS, HARDWARE, AND MOUNTING BRACKETS.
4. SEE ALTERNATE #1 - REMOVE CONCRETE STAIRS, TOP LANDING, AND CONCRETE SIDE WALLS. EXCAVATE AS REQUIRED FOR NEW CONCRETE FOOTINGS. MODIFY EXISTING CONCRETE SIDEWALK AND BITUMINOUS PAVING AS REQUIRED FOR NEW CONSTRUCTION.
5. REMOVE RAMP LOW WALL, INCLUDING WOOD RAILS AND BALUSTERS.

MN

A

GREAT LAKES ACADEMY - 2012 IMPROVEMENTS

GREAT LAKES ACADEMY
Owner Address
Owner City, State

WOLD architects engineers
www.woldae.com
305 Saint Peter Street
Saint Paul, MN 55102
tel 651 227 7773
fax 651 223 5646
mail@woldae.com

I hereby certify that this plan, specification or report was prepared by me or under my direct supervision and that I am a duly Licensed ARCHITECT under the laws of the State of Michigan

Registration Number . Date .

Revisions		
Description	Date	Num

Comm: 124015
Date: 11/6/2012
Drawn: MK
Check: MK
North

FIRST & SECOND FLOOR DEMOLITION PLAN

Scale: 1/8" = 1'-0"

D0.11

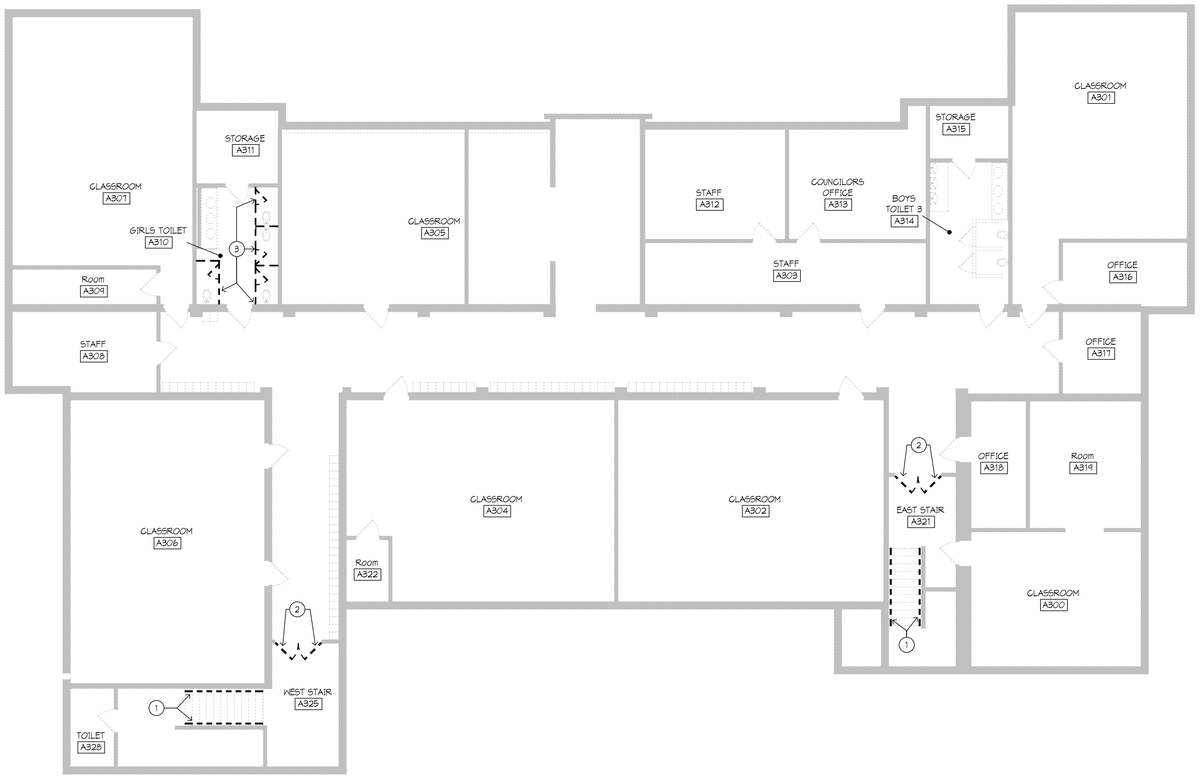

D3 THIRD FLOOR DEMOLITION PLAN
1/8" = 1'-0"

DEMOLITION LEGEND

- WALL TO REMAIN
- WALL TO BE REMOVED
- DOOR TO REMAIN
- DOOR, FRAME, AND HARDWARE TO BE REMOVED UNLESS NOTED OTHERWISE
- DESIGNATED ITEM TO REMAIN
- DESIGNATED ITEM TO BE REMOVED

DEMOLITION PLAN KEY NOTES:

1. REMOVE WALL MOUNTED WOOD HANDRAIL SYSTEM
2. REMOVE HOLLOW METAL DOOR, AND FINISH HARDWARE. EXISTING HOLLOW METAL FRAME TO REMAIN.
3. REMOVE TOILET PARTITIONS, DOORS, HARDWARE, AND MOUNTING BRACKETS.
4. SEE ALTERNATE #1 - REMOVE CONCRETE STAIRS, TOP LANDING, AND CONCRETE SIDE WALLS. EXCAVATE AS REQUIRED FOR NEW CONCRETE FOOTINGS. MODIFY EXISTING CONCRETE SIDEWALK AND BITUMINOUS PAVING AS REQUIRED FOR NEW CONSTRUCTION.
5. REMOVE RAMP LOW WALL, INCLUDING WOOD RAILS AND BALUSTERS.

GREAT LAKES ACADEMY - 2012 IMPROVEMENTS

GREAT LAKES ACADEMY
Owner Address
Owner City, State

WOLD
architects
engineers
www.woldae.com

305 Saint Peter Street
Saint Paul, MN 55102

tel 651 227 7773
fax 651 223 5646
mail@woldae.com

I hereby certify that this plan, specification or report was prepared by me or under my direct supervision and that I am a duly Licensed ARCHITECT under the laws of the State of Michigan

Registration Number . Date .

Revisions		
Description	Date	Num

Comm: 124015
Date: 11/6/2012
Drawn: MK
Check: MK

North

THIRD FLOOR DEMOLITION PLAN

Scale: 1/8" = 1'-0"

D0.12