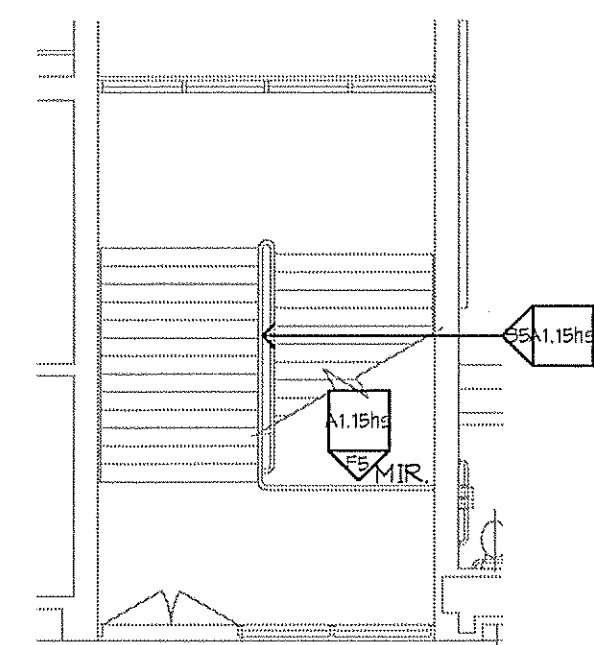
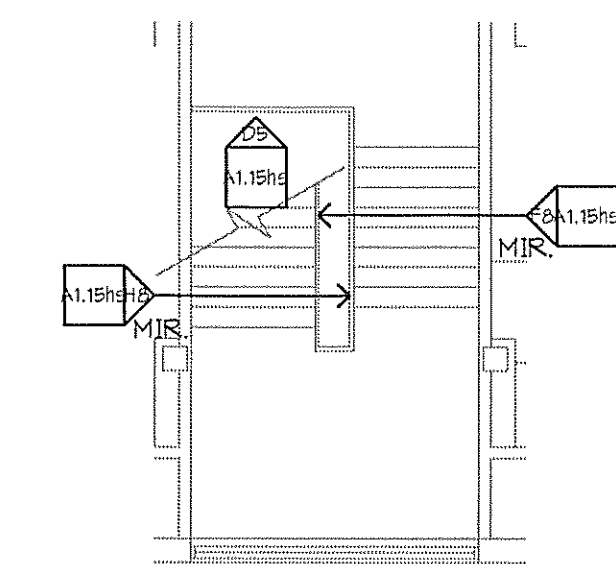


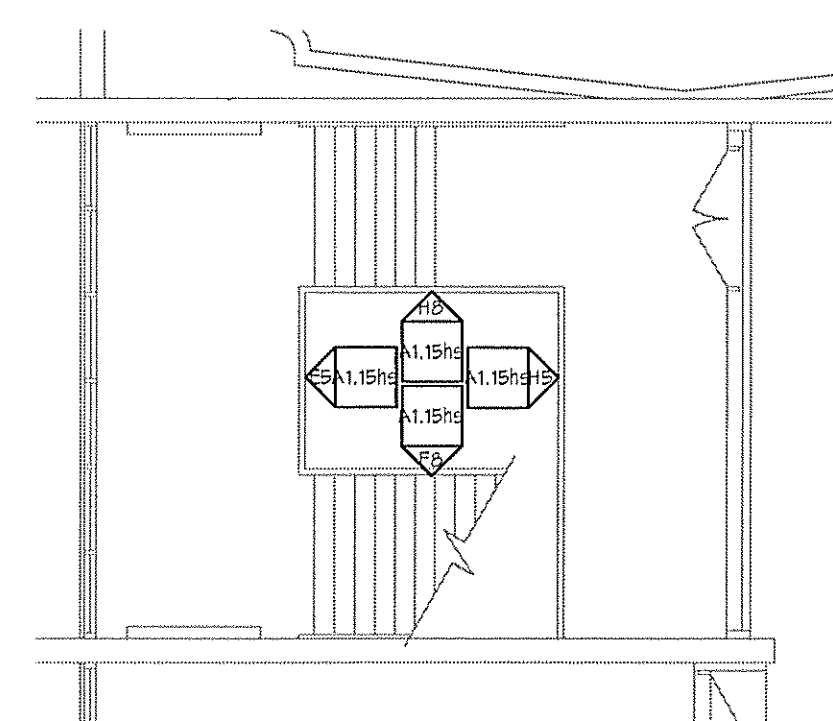
B3 ENLARGED PLAN @ STAIR
1/8" = 1'-0"



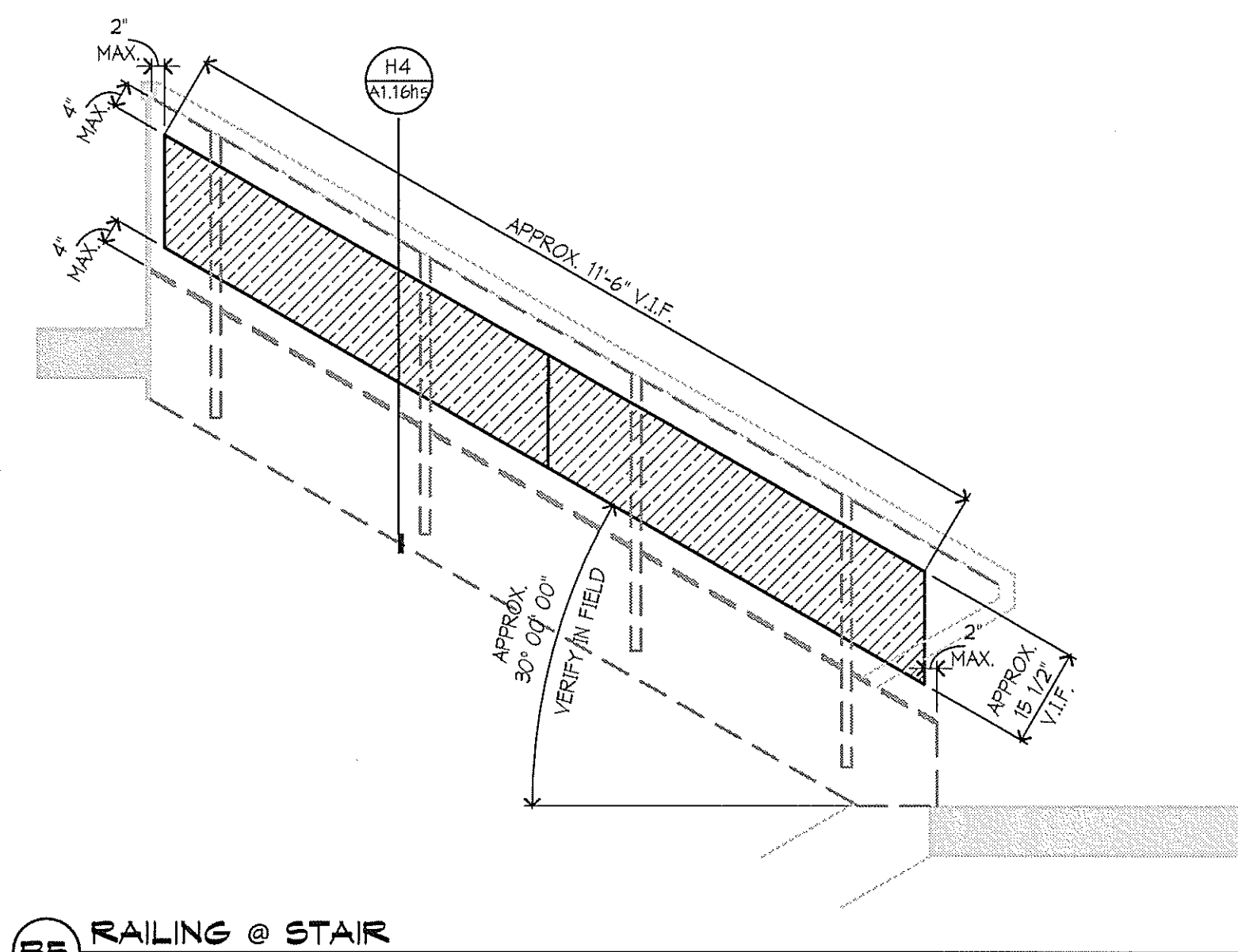
B3 ENLARGED PLAN @ STAIR
1/8" = 1'-0"



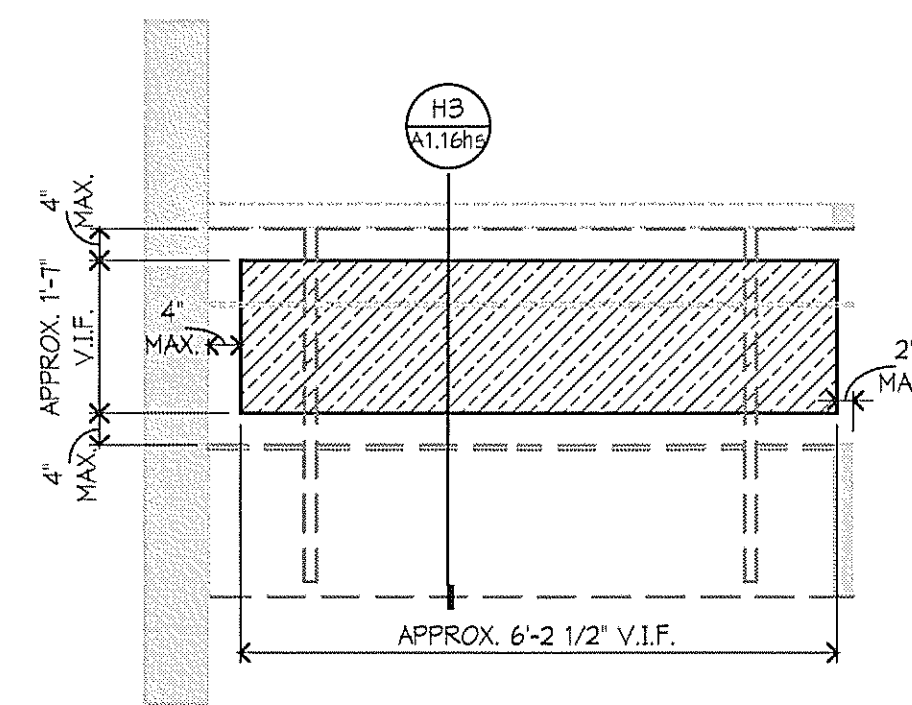
B3 ENLARGED PLAN @ STAIR
1/8" = 1'-0"



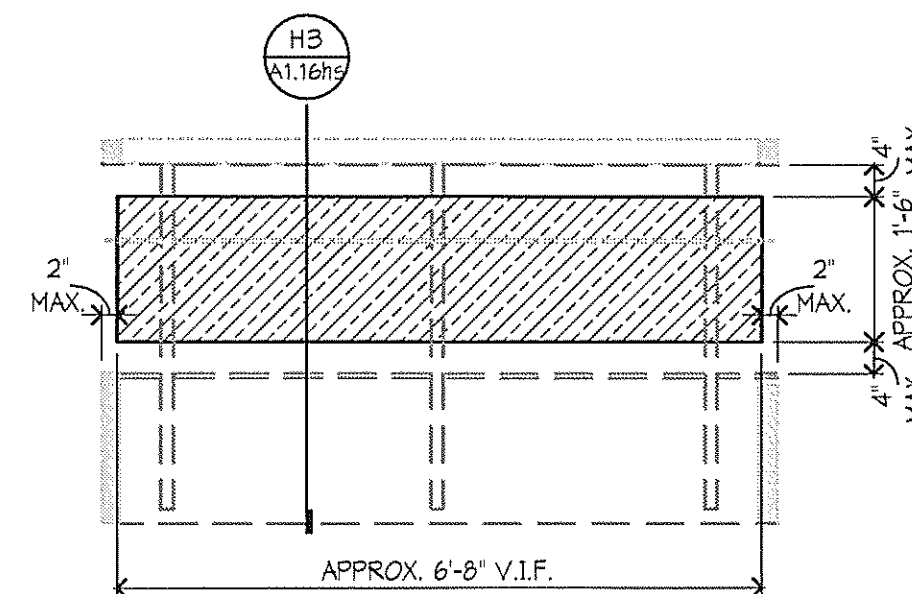
B3 ENLARGED PLAN @ STAIR #4
1/8" = 1'-0"



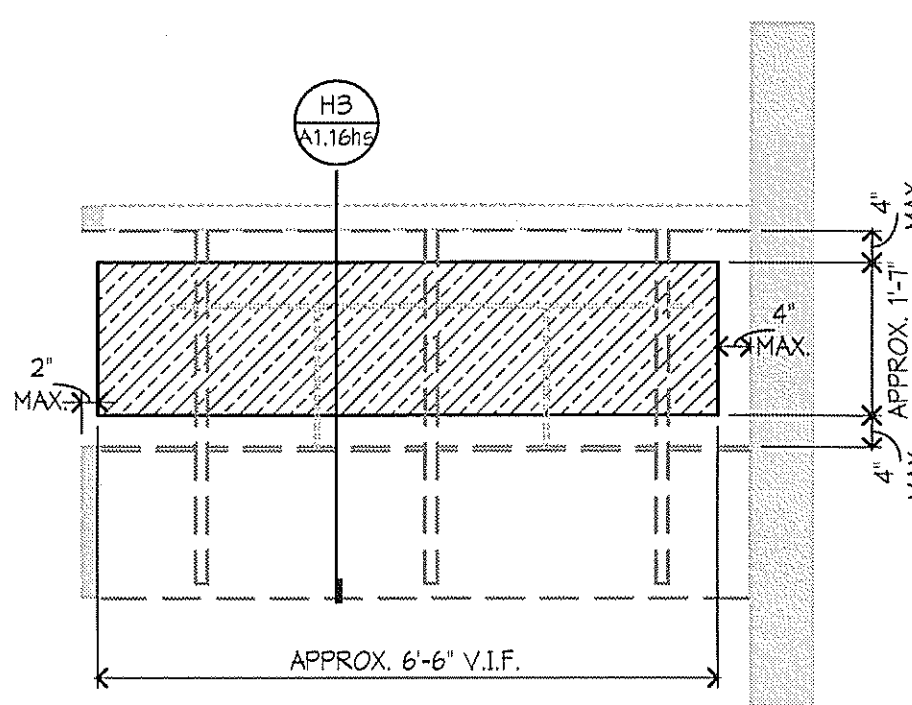
B3 RAILING @ STAIR
1/2" = 1'-0"



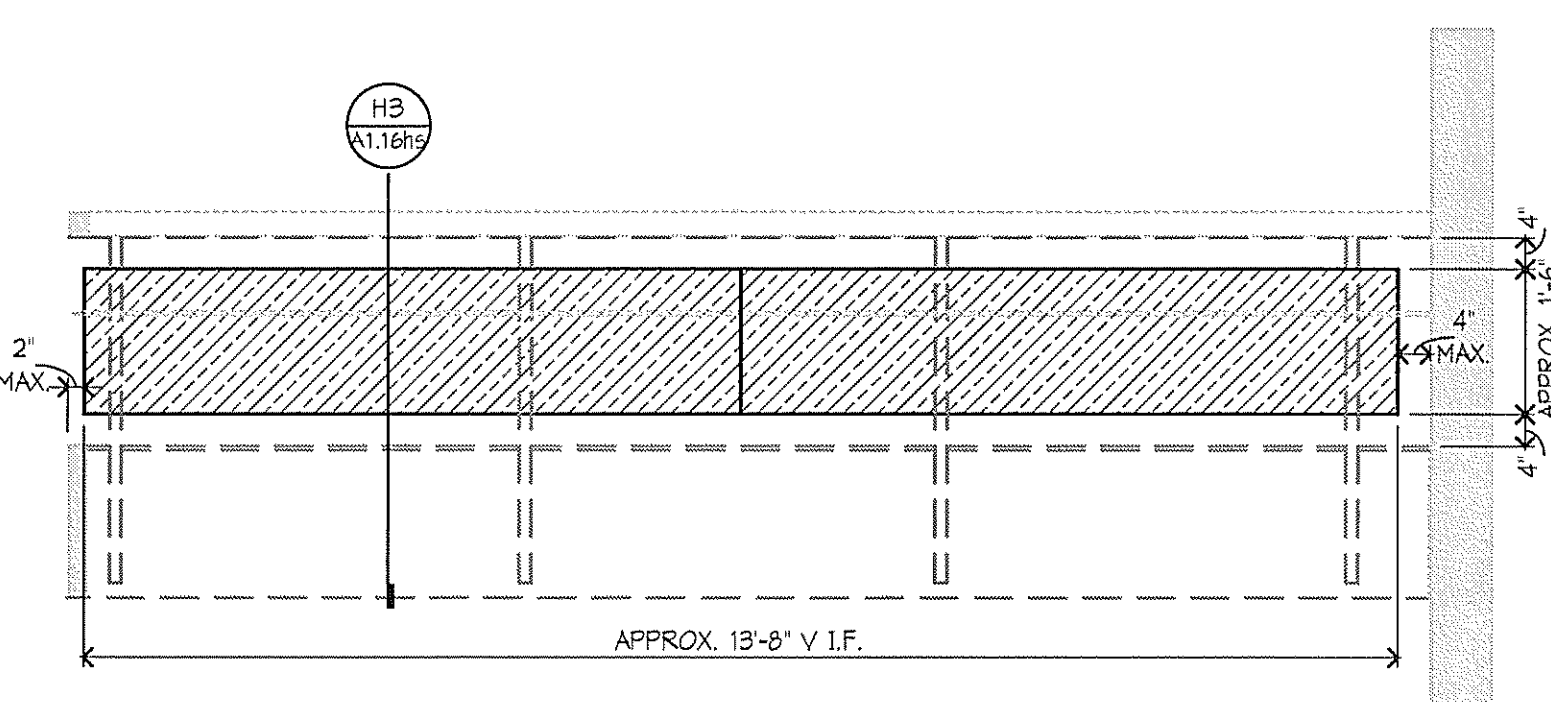
B3 LANDING @ STAIR
1/2" = 1'-0"



B3 LANDING @ STAIR
1/2" = 1'-0"



B3 LANDING @ STAIR
1/2" = 1'-0"



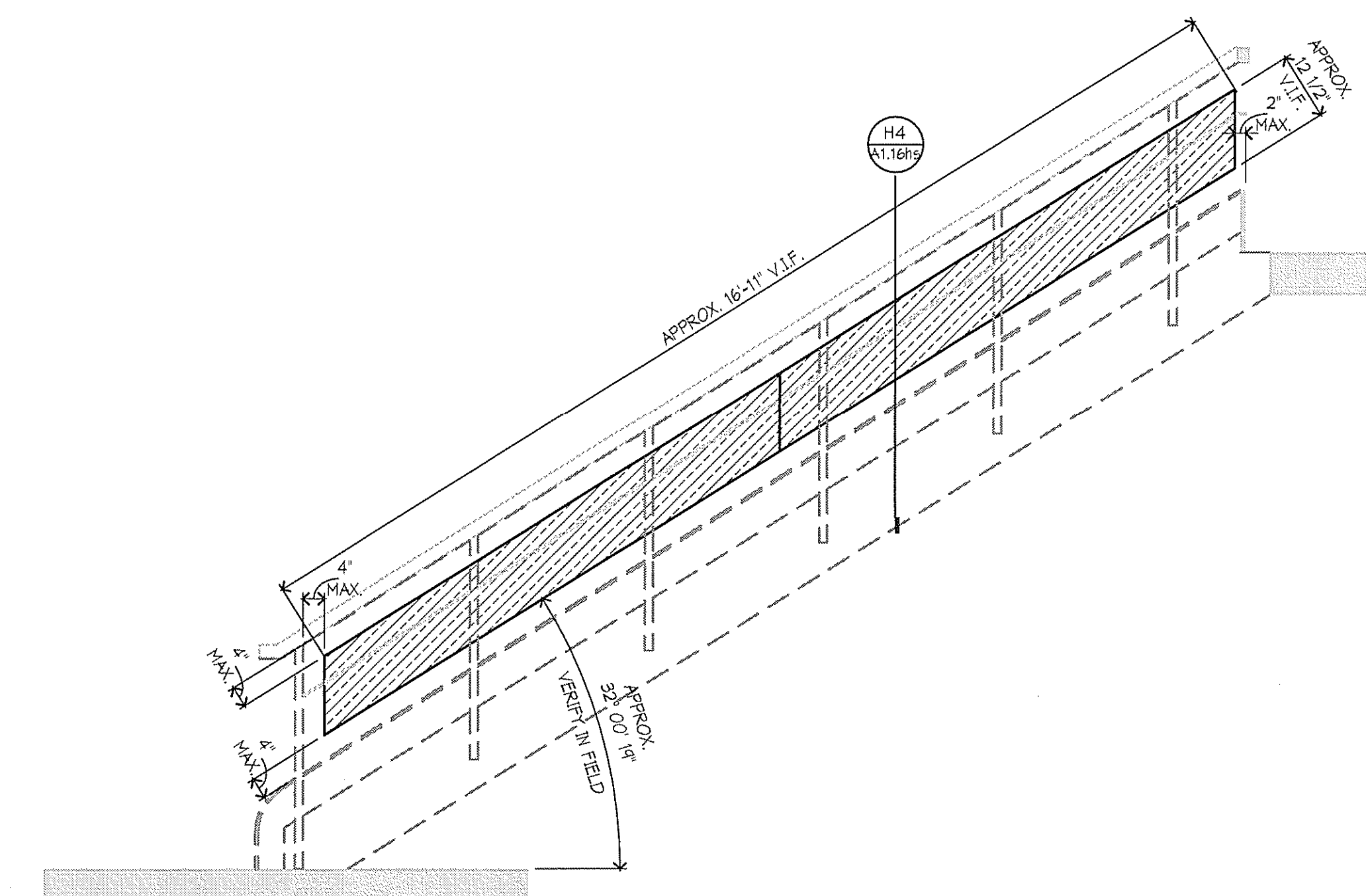
B3 LANDING @ STAIR
1/2" = 1'-0"

FLOOR PLAN KEY NOTES:

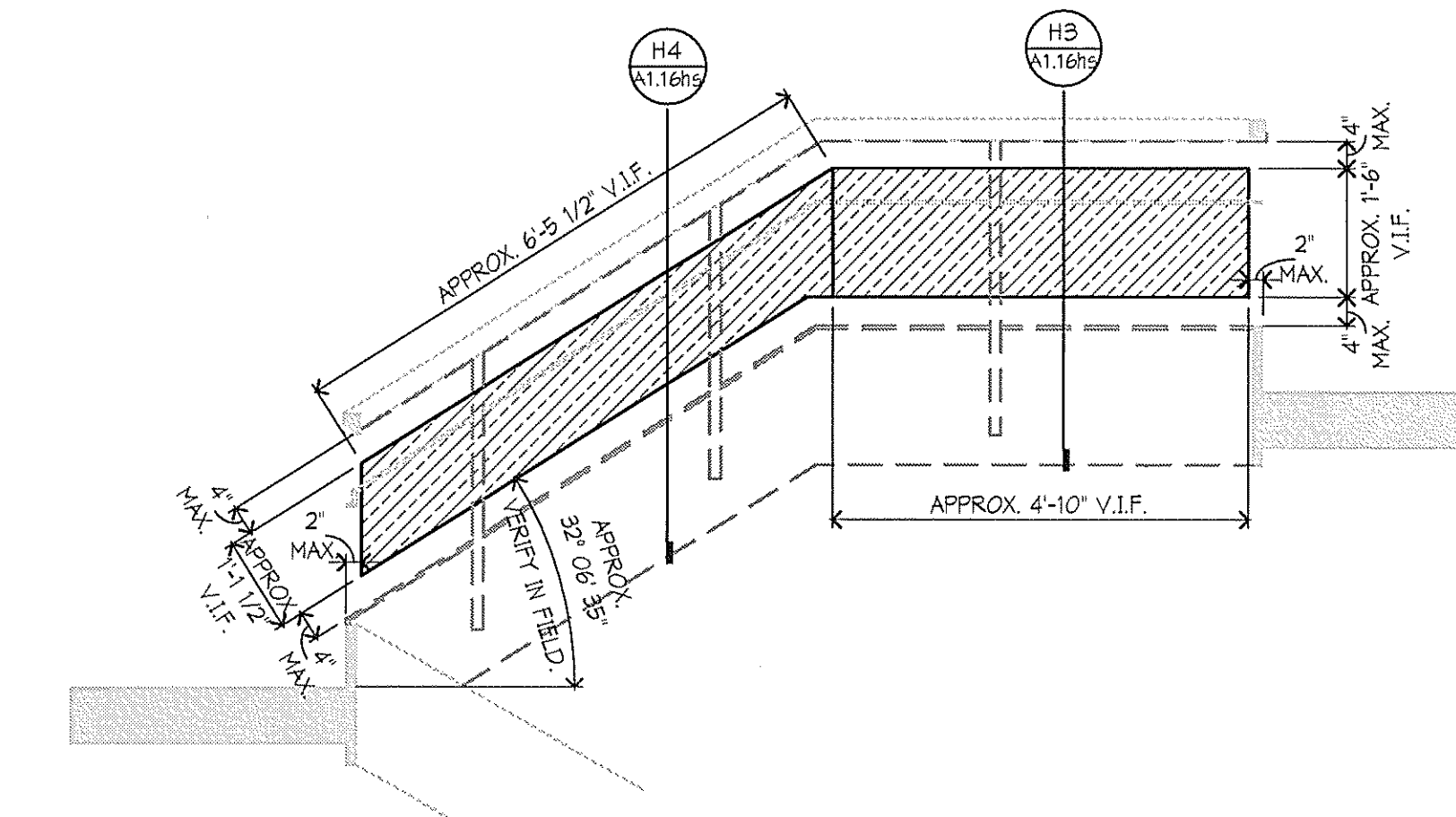
- 11 INFILL EXISTING WALK OFF MATT RECESSES WITH SELF LEVELING CEMENT BASE UNDERLAYMENT LEVEL WITH EXISTING CONCRETE FLOORING. SEE D6/A1.14hs FOR FINISH FLOOR MATERIAL.
- 12 PROVIDE 4" BULLNOSED SOAP BLOCK AT RAM EDGES. PAINT TO MATCH EXISTING WALL.
- 13 PROVIDE NEW LINTEL ABOVE DOOR. SEE LINTEL SCHEDULE.
- 14 PROVIDE NEW 2'-10" X 2'-10" HDPE FLOOR GRATE. VERIFY EXACT SIZE IN FIELD.
- 15 PROVIDE NEW 6' X 6' METAL GRATE WITH STRUCTURAL BEAM SUPPORTS. VERIFY EXACT SIZE IN FIELD.
- 16 PROVIDE NEW STAINLESS STEEL CORNER GUARD, FULL HEIGHT.
- 17 PROVIDE NEW TEMPERED GLASS PANELS AT EXISTING ALUMINUM GUARD RAIL.
- 18 FILL ALL HOLES IN UNDERSIDE OF EXISTING PLASTER CANOPY.
- 19 PROVIDE NEW 2'X2' FLOOR TILE. SEE MATERIAL FINISH / COLOR SCHEDULE FOR SELECTION.
- 20 PROVIDE NEW COVERED GLAZED TILE BASE (GT*21hs) AT ENTIRE PERIMETER OF CONCRETE LOCKER CURB. SEE MATERIAL FINISH / COLOR SCHEDULE FOR SELECTION.
- 21 PROVIDE NEW COVERED TILE BASE (GT*11hs) AT ENTIRE LENGTH OF WALL, CUT TO FIT. SEE MATERIAL FINISH / COLOR SCHEDULE FOR SELECTION.
- 22 PROVIDE NEW VCT FLOORING AND VINYL BASE. SEE MATERIAL FINISH / COLOR SCHEDULE FOR SELECTION.
- 23 PREPARE ENTIRE CEILING SURFACE (INCLUDING LOOSE / FLAKING AREAS OF EXISTING PAINT) TO RECEIVE NEW PAINT. PAINT ALL CEILING SURFACES AS MATCHED ON REFLECTED CEILING PLAN. SEE MATERIAL FINISH / COLOR SCHEDULE FOR SELECTION.
- 24 PREP AND PAINT UNDERSIDE AND CURVED FASCIA OF CANOPY. SEE MATERIAL FINISH / COLOR SCHEDULE FOR SELECTION.
- 25 PROVIDE NEW PORCELAIN WALL TILE AT POOL BENCH FRONTS. SEE ELEVATION H1/A1.14hs FOR PATTERN AND MATERIAL.
- 26 PROVIDE NEW SOLID PLASTIC TOILET PARTITIONS AND DOORS. VERIFY IN FIELD EXACT LOCATIONS OF TOILETS AND TOILET PARTITIONS.
- 27 INSTALL OWNER PROVIDED LOCKERS AT LOCATIONS SHOWN. PROVIDE ANGLED TOP PANELS AND BOXED-END PANELS TO MATCH EXISTING.
- 28 PROVIDE FINISHED LOCKER BOXED END PANEL TO MATCH EXISTING.
- 29 PAINT EXISTING BEAM.
- 30 PROVIDE ADDITIONAL MORTAR BED TO ACCOUNT FOR 1/2" MATT RECESS. SEE H6/A1.14hs FOR FINISH FLOOR MATERIAL.
- 31 REPLACE EXISTING FLOOR DRAIN STRAINER. VERIFY EXACT LOCATIONS IN FIELD.
- 32 PREP AND PAINT ENTIRE EXISTING FLOOR OF AUTO SHOP (INDICATED WITH DARK BOUNDARY LINE) WITH EPOXY PAINT.
- 33 PROVIDE STEEL GRATING AT EXISTING TRENCH DRAIN.
- 34 PROVIDE NEW SOLID SURFACE SEATING FOR BENCHES. SOLID SURFACE MUST BE FABRICATED TO TRANSITION AROUND EXISTING BULLNOSED CORNERS. SEE MATERIAL FINISH / COLOR SCHEDULE FOR SELECTION.
- 35 PROVIDE NEW CARPET AND VINYL BASE. SEE MATERIAL FINISH / COLOR SCHEDULE FOR SELECTION.
- 36 PROVIDE VEHICLE EXHAUST FLOOR PLATE. GROUT IN NEW PLATE AND FRAME FLUSH WITH FLOOR WITH MIN. 8 CONCRETE DOMED ANCHORS THROUGH TO EXISTING SLAB.
- 37 PROVIDE NEW PORCELAIN TILE AND PAINT FINISH. SEE F7/A1.16hs AND F8/A1.16hs FOR PATTERN AND FINISH.
- 38 FINELY GRIND EXISTING TERRAZZO FLOOR AT REMOVED ADHESIVE STRIPS, CLEAN AND SEAL.
- 39 RE-GROUT EXISTING BRICKS ABOVE DOOR FRAME (APPROX. 5 BRICKS)

FLOOR PLAN GENERAL NOTES:

1. SEE D6/A1.14hs AND H6/A1.14hs FOR FINISH FLOOR PATTERNS AND MATERIALS.



B3 RAILING @ STAIR
1/2" = 1'-0"




B3 RAILING @ STAIR
1/2" = 1'-0"

2012 REDFORD UNION HIGH SCHOOL IMPROVEMENTS PROJECT

17711 KINLOCH ST.
REDFORD, MI 48240

REDFORD UNION SCHOOL DISTRICT
18499 BEECH DALY ROAD
REDFORD, MI 48240



wold
architects
engineers
www.woldae.com

202 East Third Street
Suite Two Hundred
Royal Oak, MI 48067

tel 248 284 0511
fax 248 284 0515
mail@woldae.com

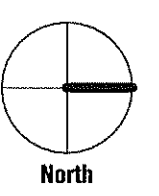
I hereby certify that this plan, specification or report was prepared by me or under my direct supervision and that I am a duly licensed ARCHITECT

under the laws of the State of MICHIGAN

Registration Number DANIEL KRITTA
1807047892 Date 10.31.2012

Description	Revisions	Date	Num

Comm: 04/02/20
Date: 04/16/2012
Drawn: LMP
Check: MJK



HIGH SCHOOL - ENLARGED FLOOR PLANS, STAIR ELEVATIONS

Scale: As Indicated

A1.15hs