


2012 REDFORD UNION HIGH SCHOOL IMPROVEMENTS PROJECT

17711 KINLOCH ST.
REDFORD, MI 48240

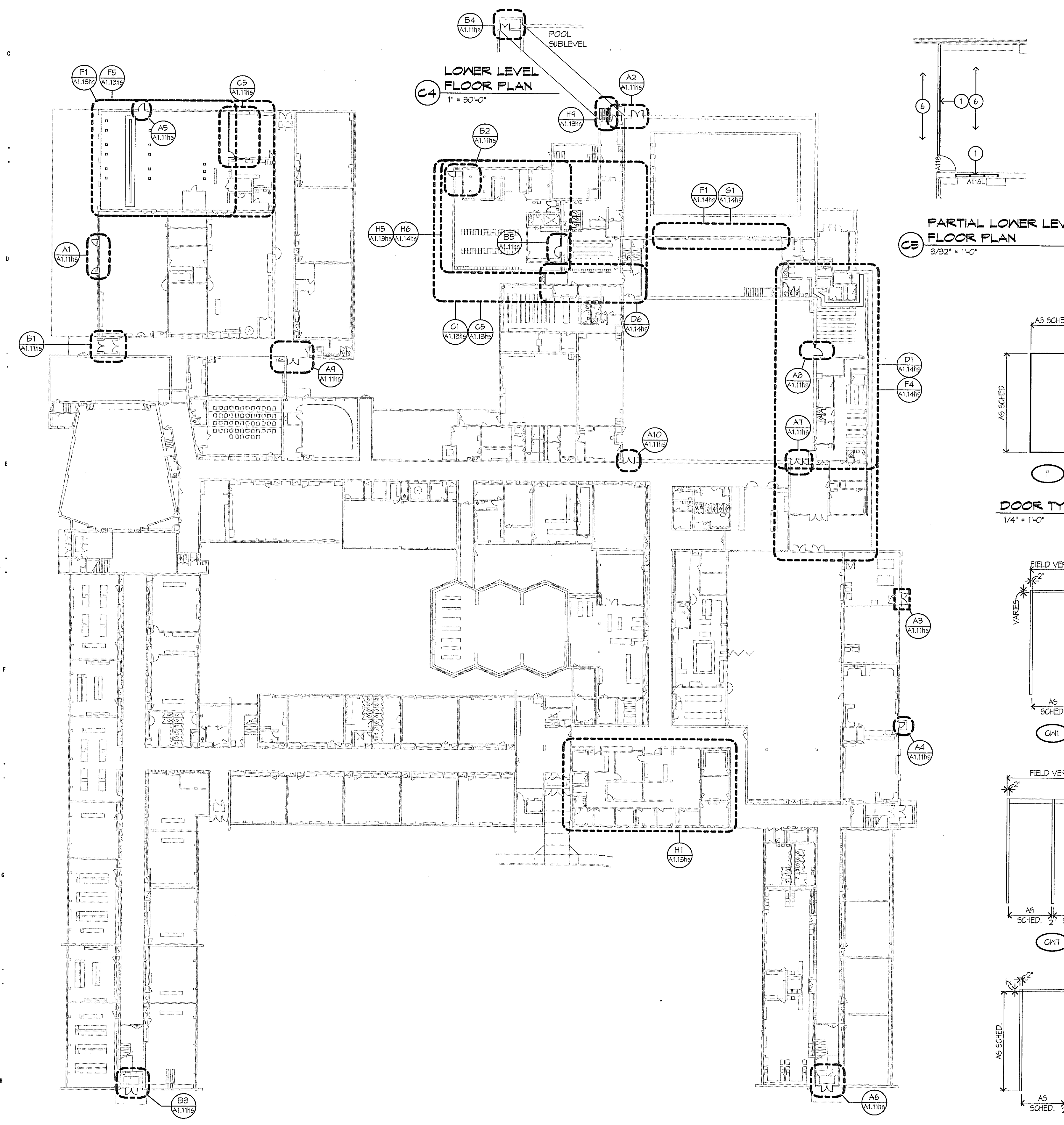

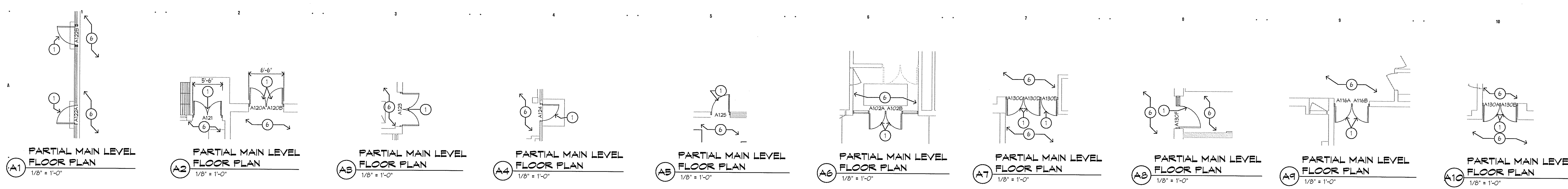
REDFORD UNION SCHOOL DISTRICT
18499 BEECH DALY ROAD
REDFORD, MI 48240



wold
architects
engineers
www.woldae.com

202 East Third Street
Suite Two Hundred
Royal Oak, MI 48067

tel 248 284 0611
fax 248 284 0615
mail@woldae.com



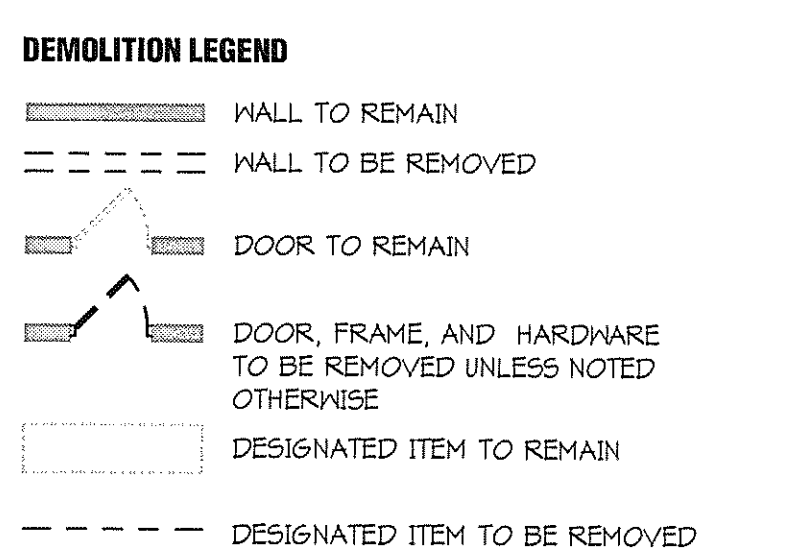
H1 MAIN LEVEL FLOOR PLAN
1" = 30'-0"

FLOOR PLAN KEY NOTES - DOORS: (THESE KEYNOTES APPLY TO THIS SHEET ONLY)

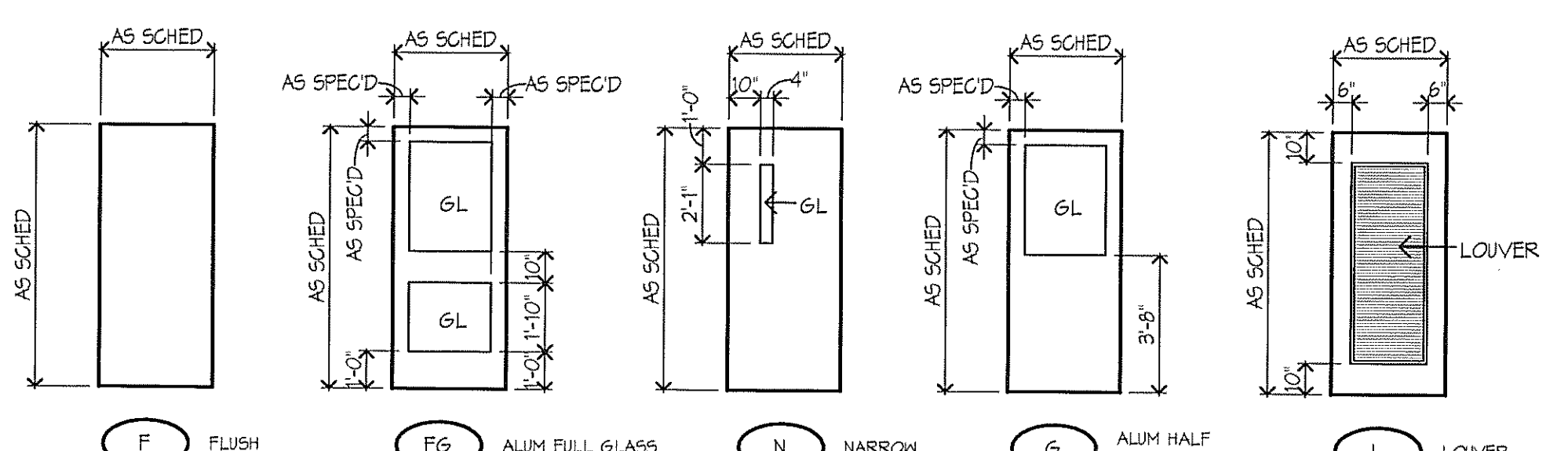
- REMOVE EXISTING DOOR FRAME, DOOR HARDWARE AND ALL ASSOCIATED ATTACHMENTS. PREP OPENING (I.E. REMOVE EXISTING SEALANT, FRAME PAINT FROM ADJACENT WALL SURFACES, ETC.) TO RECEIVE NEW CURTAINWALL FRAMING, GLAZING, FRP DOOR AND ALL ASSOCIATED ATTACHMENTS AND HARDWARE. PROVIDE NEW BLOCKING AS NECESSARY FOR NEW ATTACHMENT. PROVIDE ADDITIONAL ALUMINUM PANEL AS REQUIRED TO COVER AREAS PREVIOUSLY COVERED BY EXISTING FRAME. REFER TO CURTAINWALL ELEVATIONS FOR ADDITIONAL INFORMATION.
- DOOR IS TO RECEIVE POWERED ACCESSIBILITY CLOSER.
- ACCESSIBILITY ACTUATOR.
- DOOR TO RECEIVE CARD READER HARDWARE AND ROUGH-IN. PROVIDE PULL STRING IN FRAME FOR FUTURE WIRING.
- REMOVE EXISTING CEILING AS NECESSARY TO INSTALL NEW CURTAINWALL FRAMING. PROVIDE NEW STEEL ANGLE SUPPORTS AND HOOD BLOCKING AS NECESSARY TO SUPPORT FRAME.
- PROTECT EXISTING FLOOR, WALL AND CEILING FINISHES. PATCH AND PAINT AS NECESSARY TO MATCH EXISTING ADJACENT.

FLOOR PLAN GENERAL NOTES - DOORS: (THESE KEYNOTES APPLY TO THIS SHEET ONLY)

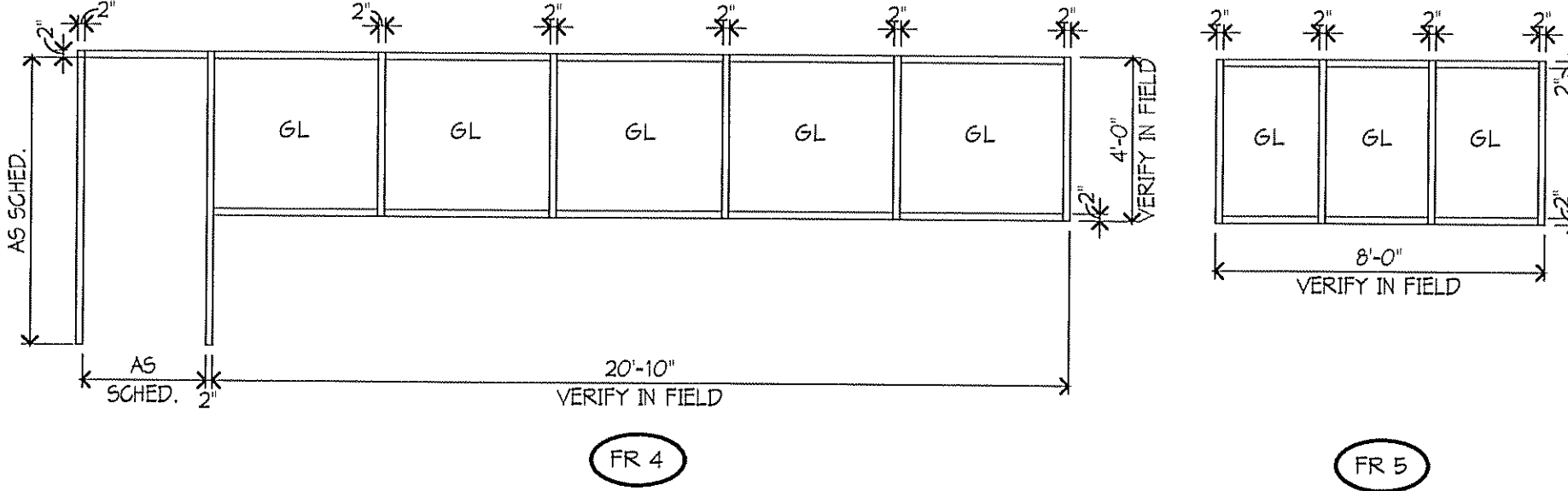
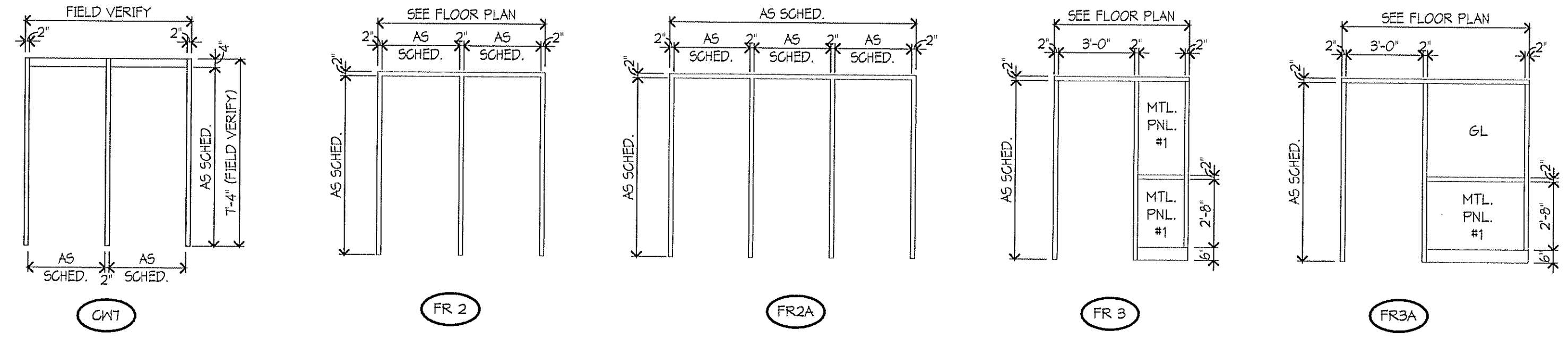
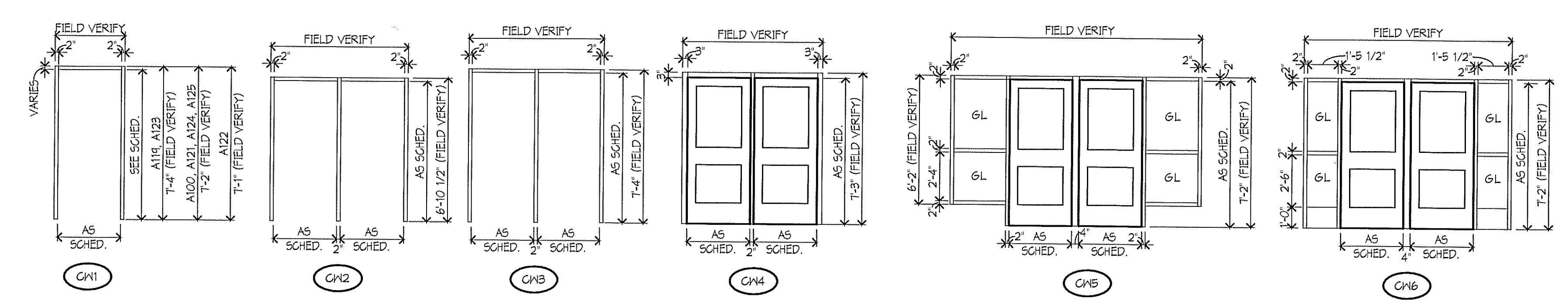
- CONTRACTOR IS TO FIELD VERIFY ALL DIMENSIONS. ANY DISCREPANCIES BETWEEN OPENINGS IN FIELD AND DRAWINGS ARE TO BE BROUGHT TO THE ARCHITECTS ATTENTION IMMEDIATELY.
- EFCO 5500 SERIES CURTAINWALL FRAMING IS SPECIFIED FOR CURTAINWALL FRAMING WITH SPECIAL-LITE SL 150 5/8" x 4 1/2" FRAMING INSTALLED WITHIN FOR DOOR OPENINGS AS A SUBFRAME. THERE ARE TO BE ABSOLUTELY NO DEVIATIONS FROM THE FRAMING SYSTEM OUTLINED ABOVE. OTHER THAN APPROVED EQUAL MANUFACTURERS AND THEIR CORRESPONDING SYSTEMS AS SPECIFIED IN SECTIONS 08 16 00 (FRP DOORS) AND 08 40 00 (ALUMINUM CURTAINWALL).
- ALL FRP DOORS ARE TO BE 9'-0" WIDE UNLESS SCHEDULED OTHERWISE. IF EXISTING FLOOR OPENING DOES NOT ALLOW FOR FRAMING SYSTEM LISTED IN GENERAL NOTE # 2, ALTERNATE FRAMING CONSTRUCTION WILL BE CONSIDERED. HOWEVER, CONTRACTOR'S BID MUST INCLUDE THE CURTAINWALL FRAMING AND SUBFRAME SPECIFIED AND OUTLINED IN GENERAL NOTE # 2.
- CONTRACTOR IS TO PROTECT ADJACENT FINISHES (I.E. BRICK, CONC. BLK., PLASTER, GYP. BD., ACOUSTIC CEILING, ETC.). ANY DAMAGE TO ADJACENT FINISHES ARE TO BE REPAIRED AND/OR REPLACED AT THE COST OF THE CONTRACTOR.
- LEGALLY DISPOSE OF ALL DEMOLITION MATERIALS OFF-SITE.



PARTIAL LOWER LEVEL FLOOR PLAN
3/32" = 1'-0"



DOOR TYPES
1/4" = 1'-0"



FRAME TYPES
1/4" = 1'-0"

DOOR NO	TYPE	QTY	WIDTH	HEIGHT	MATERIAL	DOOR / OPENING SCHEDULE		FRAME		MOUNTING CONDITIONS		HOW GRP	REMARKS	
						LAB EL	ELEV	DEPTH	MATERIAL	HEAD	JAMB			SILL
A100	G	2	2'-6"	7'-0"	FRP	---	GW1	ALUM	CS/A1.11hs	ES/A1.11hs	FS/A1.11hs	11	2	
A102A	FG	1	3'-0"	7'-0"	FRP	---	GN 6	ALUM	CS/A1.11hs	ES/A1.11hs	FS/A1.11hs	2	2	
A102B	FG	1	3'-0"	7'-0"	FRP	---	GN 6	ALUM	CS/A1.11hs	ES/A1.11hs	FS/A1.11hs	4	2	
A109A	FG	1	3'-0"	7'-0"	FRP	---	GN 4	ALUM	CS/A1.11hs	ES/A1.11hs	FS/A1.11hs	2	2	
A109B	FG	1	3'-0"	7'-0"	FRP	---	GN 4	ALUM	CS/A1.11hs	ES/A1.11hs	FS/A1.11hs	4	2	
A111A	FG	1	3'-0"	7'-0"	FRP	---	GN 5	ALUM	CS/A1.11hs	ES/A1.11hs	FS/A1.11hs	2	2	
A111B	FG	1	3'-0"	7'-0"	FRP	---	GN 5	ALUM	CS/A1.11hs	ES/A1.11hs	FS/A1.11hs	4	2	
A116A	G	1	3'-0"	7'-0"	FRP	---	GN 3	ALUM	CS/A1.11hs	ES/A1.11hs	FS/A1.11hs	11	2	
A116B	G	1	3'-0"	7'-0"	FRP	---	GN 3	ALUM	CS/A1.11hs	ES/A1.11hs	FS/A1.11hs	4	2	
A117	G	1	3'-0"	7'-0"	H.M.	---	FR 3A	H.M.	AS/A1.11hs	ES/A1.11hs	FS/A1.11hs	12	2, 3	
A118	F	1	3'-0"	7'-0"	H.M.	60	FR 4	H.M.	AS/A1.11hs	ES/A1.11hs	FS/A1.11hs	---	1	2
A118L	---	---	---	---	---	60	FR 5	H.M.	AS/A1.11hs	ES/A1.11hs	FS/A1.11hs	---	1	2
A119	F	1	3'-0"	7'-0"	FRP	---	GN1	ALUM	CS/A1.11hs	ES/A1.11hs	FS/A1.11hs	2	2	
A120A	F	1	3'-0"	6'-8"	FRP	---	GN2	ALUM	CS/A1.11hs	ES/A1.11hs	FS/A1.11hs	4	2	
A122B	F	1	3'-0"	6'-8"	FRP	---	GN2	ALUM	CS/A1.11hs	ES/A1.11hs	FS/A1.11hs	2	2	
A121	G	2	2'-0"	6'-8"	FRP	---	GN1	ALUM	CS/A1.11hs	ES/A1.11hs	FS/A1.11hs	11	2	
A122A	F	1	3'-4"	7'-0"	FRP	---	GN1	ALUM	CS/A1.11hs	ES/A1.11hs	FS/A1.11hs	4	2	
A122B	F	1	3'-4"	7'-0"	FRP	---	GN1	ALUM	CS/A1.11hs	ES/A1.11hs	FS/A1.11hs	4	2	
A123	FL	2	3'-0"	7'-0"	FRP	---	GN1	ALUM	CS/A1.11hs	ES/A1.11hs	FS/A1.11hs	14	2, 4	
A124	F	1	3'-0"	7'-0"	FRP	---	GN1	ALUM	CS/A1.11hs	ES/A1.11hs	FS/A1.11hs	2	2	
A125	F	1	3'-3"	7'-0"	FRP	---	GN1	ALUM	CS/A1.11hs	ES/A1.11hs	FS/A1.11hs	2	2	
A130A	G	1	3'-0"	7'-0"	H.M.	---	FR2	H.M.	AS/A1.11hs	ES/A1.11hs	FS/A1.11hs	---	10	1, 2
A130B	G	1	3'-0"	7'-0"	H.M.	---	FR2	H.M.	AS/A1.11hs	ES/A1.11hs	FS/A1.11hs	---	8	1, 2
A130C	G	1	3'-0"	7'-0"	H.M.	---	FR2A	H.M.	AS/A1.11hs	ES/A1.11hs	FS/A1.11hs	---	10	1, 2
A130D	G	1	3'-0"	7'-0"	H.M.	---	FR2A	H.M.	AS/A1.11hs	ES/A1.11hs	FS/A1.11hs	---	10	1, 2
A130E	G	1	3'-0"	7'-0"	H.M.	---	FR2A	H.M.	AS/A1.11hs	ES/A1.11hs	FS/A1.11hs	---	8	1, 2
A130F	F	1	4'-0"	7'-0"	H.M.	---	FR3	H.M.	AS/A1.11hs	ES/A1.11hs	FS/A1.11hs	---	8	2, 3

DOOR SCHEDULE REMARKS

- PROVIDE 1" THRESHOLD TO COVER CHIPPED FLOOR TILE
- SCHEDULED DOOR SIZE IS APPROXIMATE. CONTRACTOR TO FIELD VERIFY EXISTING ROUGH OPENING AND PROVIDE DOOR AND FRAME TO MATCH ROUGH OPENINGS.
- PROVIDE THRESHOLD TO MATCH FRAME DEPTH.
- AT LEFT LEAF PROVIDE DOOR TYPE L, AT RIGHT LEAF PROVIDE DOOR TYPE F.

DOOR SCHEDULE GENERAL NOTES

- ALL DOORS ARE 1 3/4" THICK UNLESS OTHERWISE NOTED.
- FOR FRAME DEPTH, ONLY EXCEPTIONS TO THE FOLLOWING TABLE ARE SCHEDULED:
6"PSM BOARD PARTITIONS: THROAT OF FRAME TO MATCH WALL THICKNESS.
MASONRY PARTITIONS:
4" WALL: 3 3/4" FRAME
6" WALL: 3 3/4" FRAME
8" AND GREATER WALL: 1 3/4" FRAME
FRAME DEPTHS ARE SCHEDULED IN NOMINAL DIMENSIONS. SEE FRAME DOOR TYPES (DETAIL SECTION 52000) FOR CORRESPONDING ACTUAL DIMENSIONS.
- FOR GLASS TYPES, ONLY EXCEPTIONS TO THE FOLLOWING TABLE ARE SCHEDULED:
INTERIOR NON-RATED:
CLEAR (SAFETY WHEN REQUIRED BY TABLE IN GLAZING SPECIFICATION)
INTERIOR AND EXTERIOR RATED:
FIRE RATED
EXTERIOR NON-RATED:
CLEAR INSULATED (SAFETY INSULATED WHEN REQUIRED BY TABLE IN GLAZING SPECIFICATION)
- AT DOOR SCHEDULE, LABEL DESIGNATION "AS/SCHED" INDICATES:
FOR ALL OPENINGS WITH SIDE LITES AND SCHEDULED TO BE RATED FOR 20 MINUTES, THE DOOR AND ANY GLASS WITHIN THE DOOR IS TO BE RATED FOR 20 MINUTES; THE FRAME AND ADJACENT SIDELITES GLASS AND FRAME IS TO BE RATED FOR 45 MINUTES.

I hereby certify that this plan, specification or report was prepared by me or under my direct supervision and that I am a duly licensed ARCHITECT.

under the laws of the State of MICHIGAN

Registration Number: DANIEL KRITTA 130047892 Date: 10.31.2012

Description	Revisions	Date	By

Comm: 094020
Date: 04/18/2012
Drawn: LMP
Check: MKK

HIGH SCHOOL - MAIN LEVEL FLOOR PLAN, SCHEDULE, ELEVATIONS

Scale: As Indicated

A1.11hs