2012 ARCHITECTURAL & ELECTRICAL RENOVATIONS
HUDSON AREA SCHOOLS

DRAWING INDEX

1. ■ A COVER SHEET

PROJECT #1 – LINCOLN ELEMENTARY SCHOOL

1. ■ 100 C1.0 LINCOLN ELEMENTARY SITE PLAN
2. ■ 100 C1.1 LINCOLN ELEMENTARY SITE DETAILS
3. ■ 100 C2.1 ELECTRICAL SITE PLAN
4. ■ 100 A1.1 COMPOSITE FLOOR PLAN
5. ■ 100 A1.2 ROOF PLAN
6. ■ 100 A2.1 FLOOR PLAN – UNIT A
7. ■ 100 A2.2 FLOOR PLAN – UNIT B
8. ■ 100 A2.3 ENLARGED RESTROOM PLANS
9. ■ 100 A6.1 DOOR SCHEDULE & DETAILS
10. ■ 100 A6.2 ROOM FINISH SCHEDULE
11. ■ 100 E1.1 ELECTRICAL PLAN – UNIT A
12. ■ 100 E1.2 ELECTRICAL PLAN – UNIT B
13. ■ 100 E2.1 LIGHTING PLAN – UNIT A
14. ■ 100 E2.2 LIGHTING PLAN – UNIT B
15. ■ 100 E3.1 TECHNOLOGY/SECURITY FLOOR PLAN
16. ■ 100 E3.2 ENLARGED BOILER ROOM ELECTRICAL PLAN
17. ■ 100 E3.3 ELECTRICAL SCHEDULES & DETAILS

CITY BIKE PATH (MURDOCK TRAIL) DRAWINGS
(BY FLEIS & VANDERBRINK)

18. ■ CS COVER SHEET
19. ■ C1 NOTES & LEGEND/TYPICAL CROSS SECTIONS
20. ■ C5 PLAN AND PROFILE
21. ■ C6 PLAN AND PROFILE

PROJECT #2 – HIGH SCHOOL / MIDDLE SCHOOL

1. ■ 200–C1.1 SITE DEMOLITION PLAN
2. ■ 200–C1.2 SITE PLAN
3. ■ 200–C1.3 ELECTRICAL SITE PLAN
4. ■ 200–C2.1 TRACK PLAN
5. ■ 200–C2.2 BUS CARPORT PLAN & DETAILS
6. ■ 200 A1.1 COMPOSITE FLOOR PLAN
7. ■ 200 A1.2 ROOF PLAN
8. ■ 200 A1.3 ANNEX BUILDING FLOOR PLAN
9. ■ 200 A2.1 FLOOR PLAN – UNIT A
10. ■ 200 A2.2 FLOOR PLAN – UNIT B
11. ■ 200 A2.3 FLOOR PLAN – UNIT C
12. ■ 200 A2.4 FLOOR PLAN – UNIT D
13. ■ 200 A2.5 FLOOR PLAN – UNIT E
14. ■ 200 A2.6 FLOOR PLAN – UNIT F
15. ■ 200 A2.7 MAIN ENTRANCE VESTIBULE PLAN
16. ■ 200 A2.8 ENLARGED RESTROOM PLANS
17. ■ 200 A3.1 INTERIOR ELEVATIONS
18. ■ 200 A5.1 COURTYARD WALL DETAILS
19. ■ 200 A5.2 COURTYARD WALL DETAILS
20. ■ 200 A5.3 INTERIOR WALL DETAILS
21. ■ 200 A6.1 DOOR SCHEDULE
22. ■ 200 A6.2 ROOM FINISH SCHEDULE
23. ■ 200 E1.1 ELECTRICAL PLAN – UNIT A
24. ■ 200 E1.2 ELECTRICAL PLAN – UNIT B
25. ■ 200 E1.3 ELECTRICAL PLAN – UNIT C
26. ■ 200 E1.4 ELECTRICAL PLAN – UNIT D
27. ■ 200 E1.5 ELECTRICAL PLAN – UNIT E
28. ■ 200 E1.6 ELECTRICAL PLAN – UNIT F
29. ■ 200 E2.1 ENLARGED BOILER ROOM ELECTRICAL PLAN
30. ■ 200 E2.2 ANNEX BUILDING ELECTRICAL PLAN
31. ■ 200 E3.1 TECHNOLOGY/SECURITY FLOOR PLAN
32. ■ 200 E3.2 ANNEX BUILDING TECHNOLOGY/SECURITY PLAN
33. ■ 200 E3.3 ELECTRICAL SCHEDULES & DETAILS
34. ■ 200 E3.4 ELECTRICAL SCHEDULES & DETAILS

PROJECT #3 – THOMPSON FIELD

1. ■ 300–C1.1 THOMPSON FIELD SITE/ELECTRICAL PLAN
2. ■ 300–C1.2 THOMPSON FIELD DETAILS
3. ■ 300–C1.3 THOMPSON FIELD LIGHT POLE FOUNDATION DETAILS
4. ■ 300–C1.4 BLEACHER RENOVATIONS

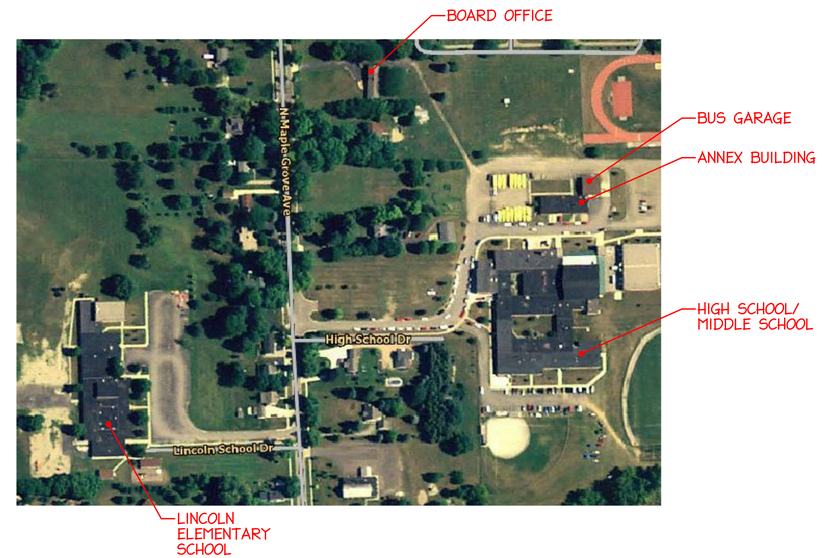

NORTH

HUDSON AREA SCHOOLS – CAMPUS MAP
NOT TO SCALE

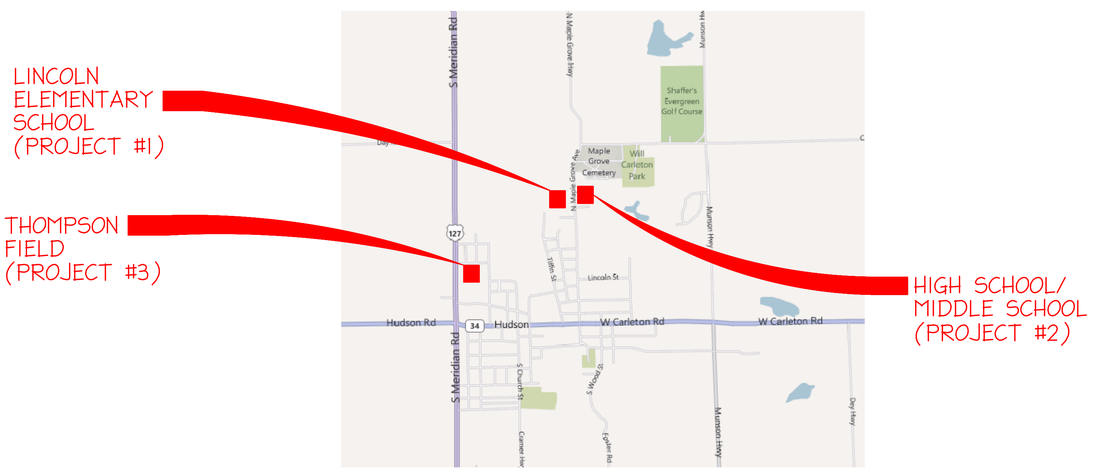

LOCATION MAP – CITY OF HUDSON
NOT TO SCALE

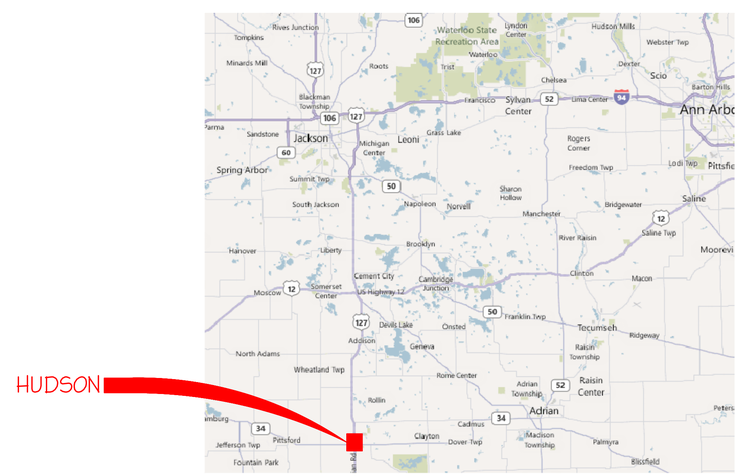

VICINITY MAP
NOT TO SCALE

PREPARED FOR:

Hudson Area Schools

DAILEY ENGINEERING, INC.
8485 STEPHENSON ROAD
ONSTED, MI 49265

PH. # (517) 467-9000
FAX # (517) 467-9010
EMAIL – todddailey@me.com

2012 ARCHITECTURAL & ELECTRICAL RENOVATIONS
HUDSON AREA SCHOOLS
771 NORTH MAPLE GROVE AVENUE
HUDSON, MICHIGAN 49247

DRAWN BY: M. FOWLER	CHK'D. BY: TA DAILEY	APP'D. BY:

COVER SHEET

DATE: 03/09/2012	REV.: 0	DRAWING NO. A
SCALE: NONE		

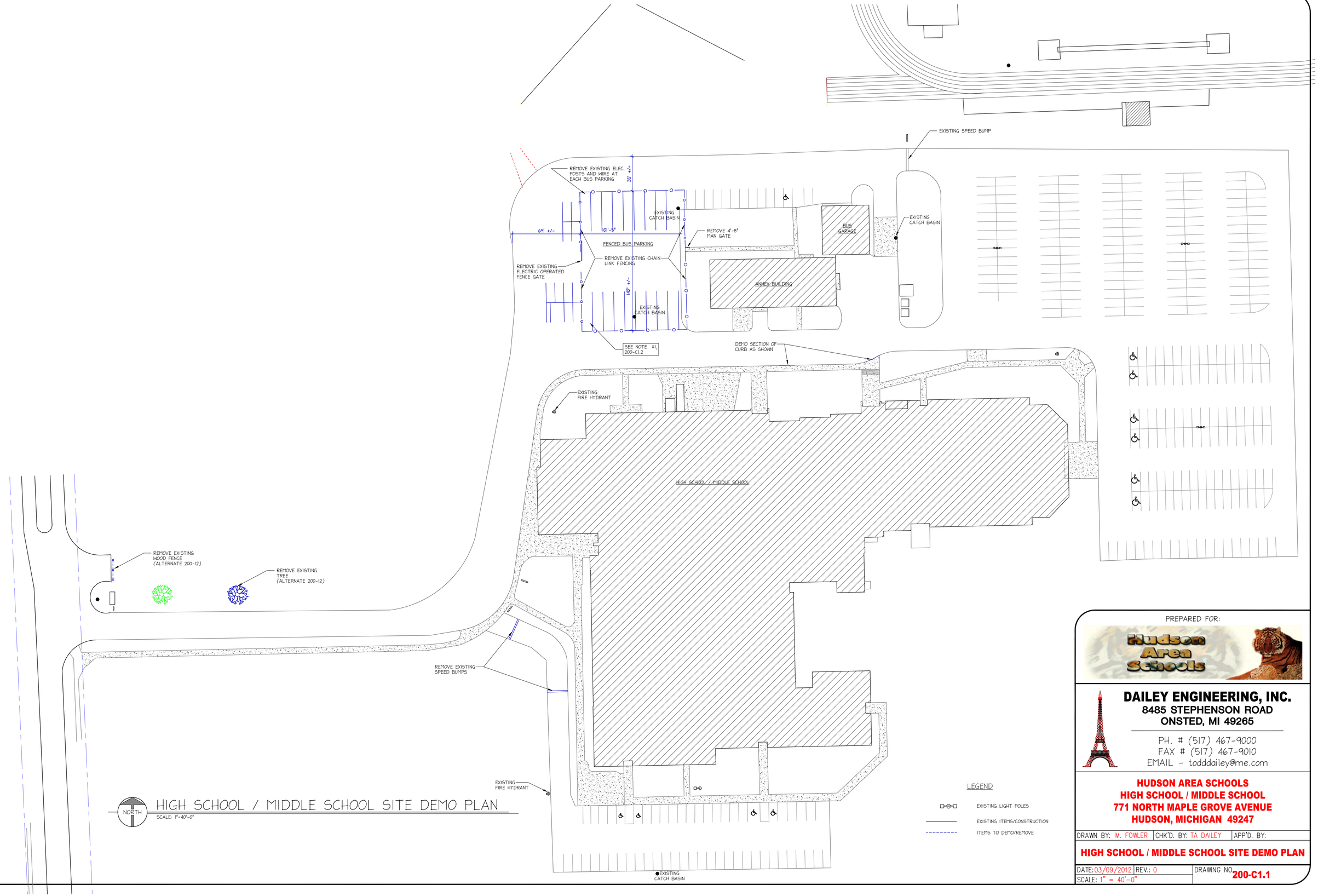
EXISTING SPEED BUMP
REMOVE EXISTING ELEC. POSTS AND WIRE AT EACH BUS PARKING
35' +/-
EXISTING CATCH BASIN
REMOVE 4'-8" MAN GATE
BUS GARAGE
EXISTING CATCH BASIN
69' +/-
101'-5"
FENCED BUS PARKING
REMOVE EXISTING CHAIN LINK FENCING
REMOVE EXISTING ELECTRIC OPERATED FENCE GATE
ANNEX BUILDING
142' +/-
EXISTING CATCH BASIN
SEE NOTE #1, 200-C1.2
DEMO SECTION OF CURB AS SHOWN
EXISTING FIRE HYDRANT
HIGH SCHOOL / MIDDLE SCHOOL
REMOVE EXISTING WOOD FENCE (ALTERNATE 200-12)
REMOVE EXISTING TREE (ALTERNATE 200-12)
REMOVE EXISTING SPEED BUMPS
EXISTING FIRE HYDRANT
EXISTING CATCH BASIN
NORTH
HIGH SCHOOL / MIDDLE SCHOOL SITE DEMO PLAN
SCALE: 1"=40'-0"
LEGEND
EXISTING LIGHT POLES
EXISTING ITEMS/CONSTRUCTION
ITEMS TO DEMO/REMOVE
PREPARED FOR:
Hudson Area Schools
DAILEY ENGINEERING, INC.
8485 STEPHENSON ROAD
ONSTED, MI 49265
PH. # (517) 467-9000
FAX # (517) 467-9010
EMAIL - todddailey@me.com
HUDSON AREA SCHOOLS
HIGH SCHOOL / MIDDLE SCHOOL
771 NORTH MAPLE GROVE AVENUE
HUDSON, MICHIGAN 49247
DRAWN BY: M. FOWLER
CHK'D. BY: TA DAILEY
APP'D. BY:
HIGH SCHOOL / MIDDLE SCHOOL SITE DEMO PLAN
DATE: 03/09/2012
REV.: 0
SCALE: 1" = 40'-0"
DRAWING NO. 200-C1.1

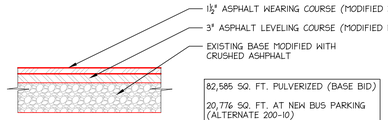

1 HEAVY DUTY PAVEMENT CROSS SECTION
200-C1.2 SCALE: ½"=1'-0"

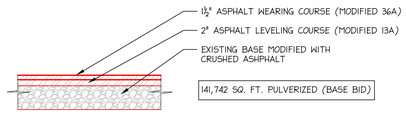

2 NORMAL DUTY PAVEMENT CROSS SECTION
200-C1.2 SCALE: ½"=1'-0"

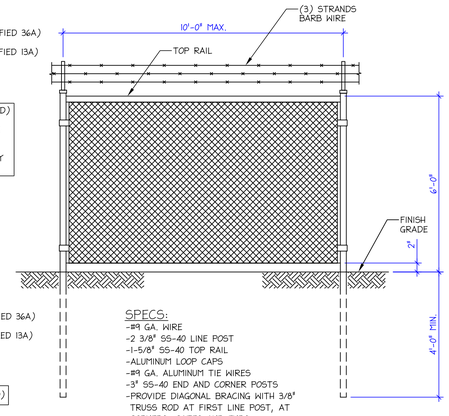

SPECS:
- #9 GA. WIRE
- 2 3/8" SS-40 LINE POST
- 1-5/8" SS-40 TOP RAIL
- ALUMINUM LOOP CAPS
- #9 GA. ALUMINUM TIE WIRES
- 3" SS-40 END AND CORNER POSTS
- PROVIDE DIAGONAL BRACING WITH 3/8" TRUSS ROD AT FIRST LINE POST, AT CORNERS, GATES AND ENDS.

3 CHAIN LINK FENCE DETAIL
200-C1.2 SCALE: ¾"=1'-0"

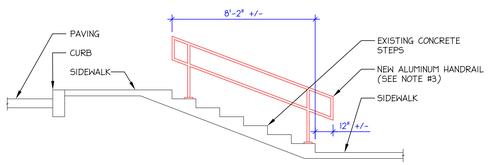

4 HANDRAIL ELEVATION
200-C1.2 SCALE: ¼"=1'-0"

LEGEND

- AREAS OF EXISTING LOT/DRIVE TO RECEIVE BASE STABILIZATION AND REPLACEMENT PAVEMENT
- AREAS TO EXPAND LOT/DRIVE WITH NEW BASE AND NEW PAVEMENT
- TRAFFIC FLOW DIRECTIONAL PAVEMENT MARKINGS
- EXISTING LIGHT POLES
- NEW SHOULDER
- 934 GRADE CONTOUR

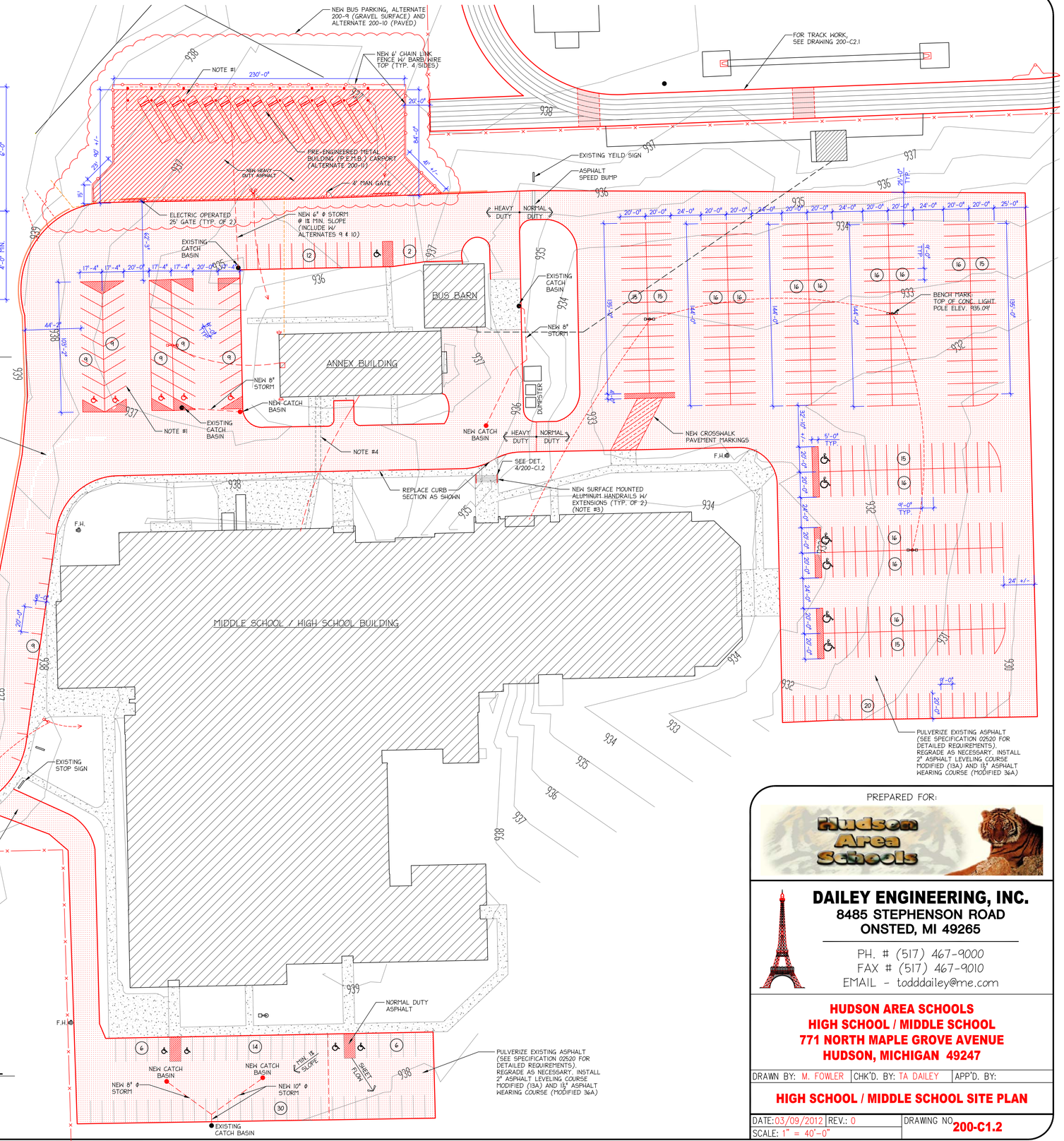

NOTES:

1) NEW BUS PARKING INTO EXISTING YARD AREA IS TO BE BID AS ALTERNATE 200-9 (GRAVEL SURFACE) AND ALTERNATE 200-10 (PAVED) IF BOTH OF THESE ALTERNATES ARE DECLINED, THE EXISTING FENCED BUS PARKING SHALL BE RE-CONSTRUCTED IN ITS CURRENT LOCATION (SEE 200-C1.1 DEMO PLAN FOR LAYOUT AND LOCATION).

2) INCLUDE TOPSOIL RESTORATION AS NECESSARY WHERE DRIVE/LOT ADJOINS YARD AREAS, SEED TO MATCH EXISTING, PROVIDE 12" WIDE AGGREGATE SHOULDER WHERE NOTED ON PLANS.

3) ALUMINUM GUARDRAIL TO BE WAGNER SERIES 500 (OR EQUAL), AS FOLLOWS:
   - 1½" Φ PIPE SIZE
   - CLEAR ANODIZED FINISH
   - SURFACE MOUNTED FLANGES MOUNTED TO EXISTING CONCRETE SURFACE.

4) BREAK THROUGH TOP OF CONCRETE TUNNEL. INSTALL SAND FOR MECH. CONTRACTORS WATER LINE. AFTER MECH. CONTRACTORS WORK IS COMPLETE, FILL TUNNEL W/ SAND, STONE, CRUSHED ASPHALT, OR SIMILAR. REFER TO DRAWING 200-P1.3 NOTE #12.

NORTH

HIGH SCHOOL / MIDDLE SCHOOL SITE PLAN
SCALE: 1"=40'-0"

PREPARED FOR:

Hudson Area Schools

DAILEY ENGINEERING, INC.
8485 STEPHENSON ROAD
ONSTED, MI 49265

PH. # (517) 467-9000
FAX # (517) 467-9010
EMAIL - todddailey@me.com

HUDSON AREA SCHOOLS
HIGH SCHOOL / MIDDLE SCHOOL
771 NORTH MAPLE GROVE AVENUE
HUDSON, MICHIGAN 49247

DRAWN BY: M. FOWLER	CHK'D. BY: TA DAILEY	APP'D. BY:

HIGH SCHOOL / MIDDLE SCHOOL SITE PLAN

DATE: 03/09/2012	REV.: 0	DRAWING NO. 200-C1.2
SCALE: 1" = 40'-0"		

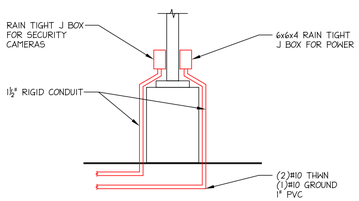

1 200-C1.3 RETRO FIT LIGHT POLE DETAIL

SCALE: NONE

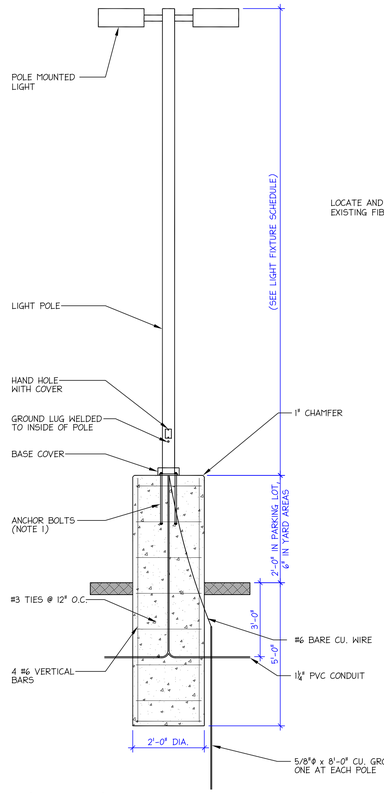

2 200-C1.3 TYPICAL POLE MOUNTED SITE LIGHT DETAIL

SCALE: 1/2" = 1'-0"

NOTES:
1) COORDINATE ANCHOR BOLT SIZE, LENGTH AND LOCATION.
2) PROVIDE 1/2" EXPANSION JOINT MATERIAL WHERE POLES ARE LOCATED IN CONCRETE AREAS.

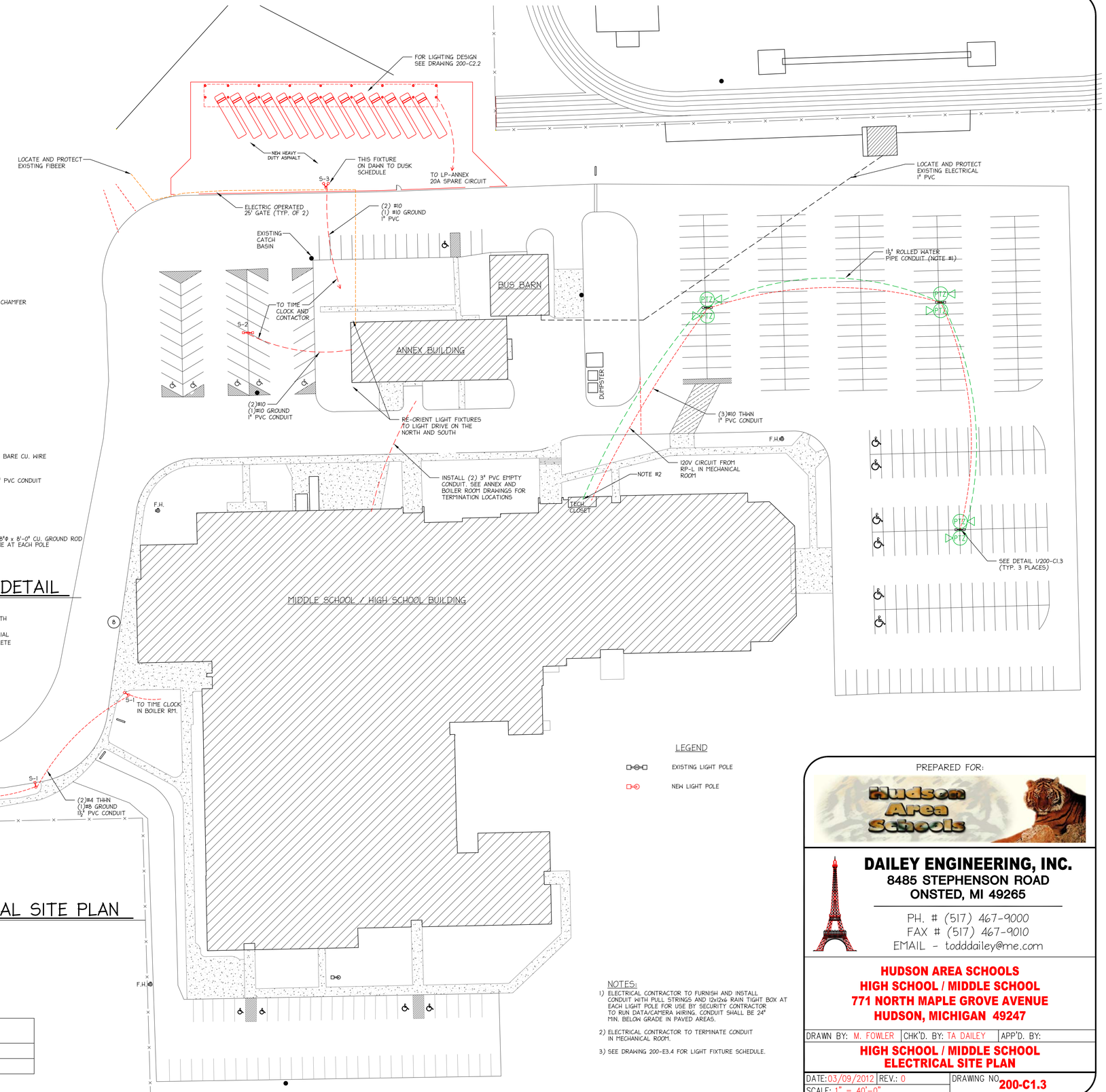

HIGH SCHOOL / MIDDLE SCHOOL ELECTRICAL SITE PLAN

SCALE: 1"=40'-0"

LEGEND

EXISTING LIGHT POLE

NEW LIGHT POLE

NOTES:
1) ELECTRICAL CONTRACTOR TO FURNISH AND INSTALL CONDUIT WITH PULL STRINGS AND 12x12x6 RAIN TIGHT BOX AT EACH LIGHT POLE FOR USE BY SECURITY CONTRACTOR TO RUN DATA/CAMERA WIRING. CONDUIT SHALL BE 24" MIN. BELOW GRADE IN PAVED AREAS.
2) ELECTRICAL CONTRACTOR TO TERMINATE CONDUIT IN MECHANICAL ROOM.
3) SEE DRAWING 200-E3.4 FOR LIGHT FIXTURE SCHEDULE.

CC T.V. LEGEND

	SYMBOL LEGEND	MODEL NUMBER
PTZ	PTZ CAMERA	VG5-723-ECE

PREPARED FOR:

Hudson Area Schools

DAILEY ENGINEERING, INC.
8485 STEPHENSON ROAD
ONSTED, MI 49265
PH. # (517) 467-9000
FAX # (517) 467-9010
EMAIL - todddailey@me.com

HUDSON AREA SCHOOLS
HIGH SCHOOL / MIDDLE SCHOOL
771 NORTH MAPLE GROVE AVENUE
HUDSON, MICHIGAN 49247

DRAWN BY: M. FOWLER | CHK'D. BY: TA DAILEY | APP'D. BY:

HIGH SCHOOL / MIDDLE SCHOOL ELECTRICAL SITE PLAN

DATE: 03/09/2012 | REV.: 0 | DRAWING NO. 200-C1.3

SCALE: 1" = 40'-0"

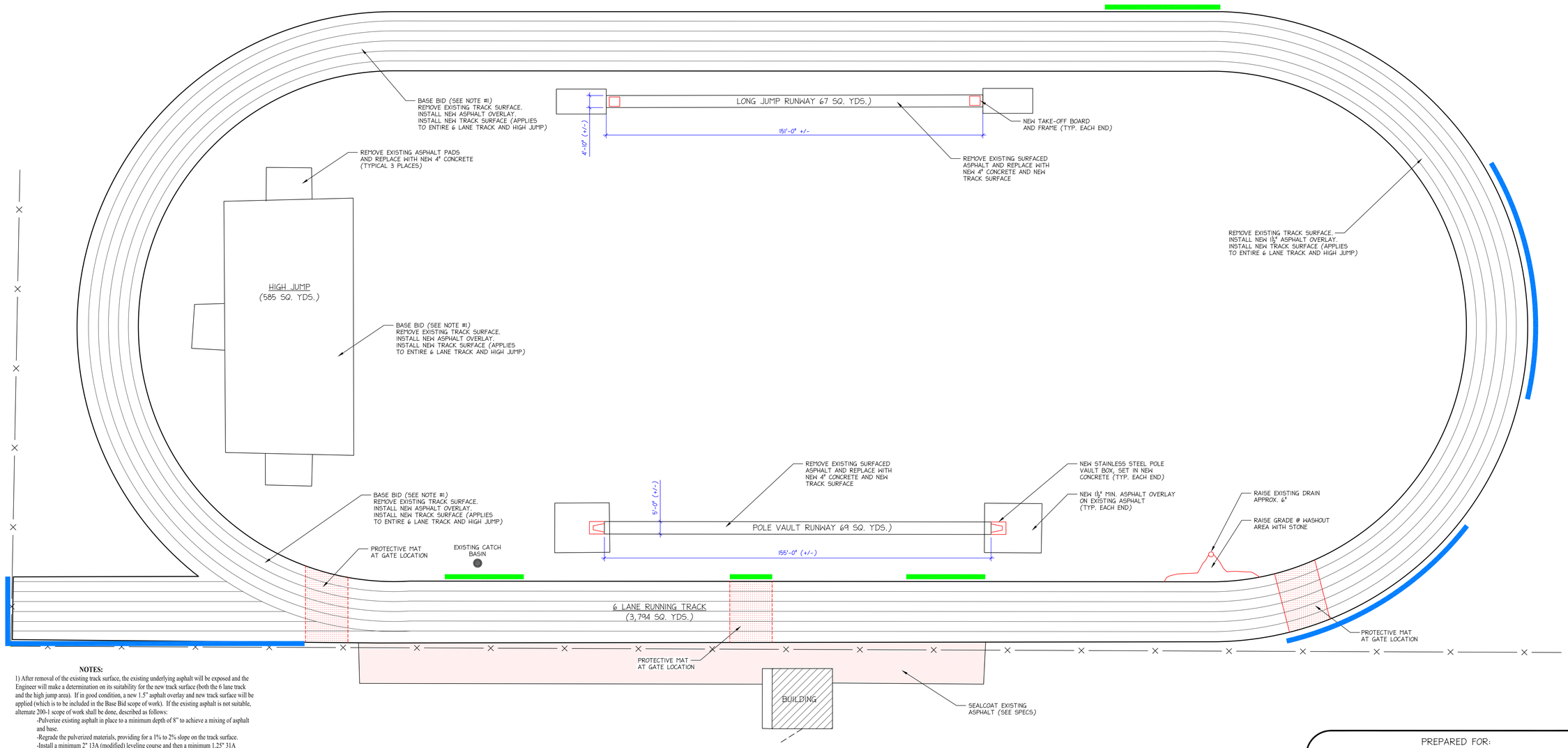

NORTH

TRACK PLAN

SCALE: 1"=20'-0"

NOTES:

1) After removal of the existing track surface, the existing underlying asphalt will be exposed and the Engineer will make a determination on its suitability for the new track surface (both the 6 lane track and the high jump area). If in good condition, a new 1.5" asphalt overlay and new track surface will be applied (which is to be included in the Base Bid scope of work). If the existing asphalt is not suitable, alternate 200-1 scope of work shall be done, described as follows:
   - -Pulverize existing asphalt in place to a minimum depth of 8" to achieve a mixing of asphalt and base.
   - -Regrade the pulverized materials, providing for a 1% to 2% slope on the track surface.
   - -Install a minimum 2" 13A (modified) leveling course and then a minimum 1.25" 31A (modified) top surface. Aggregate in the 31A shall be 100% crushed limestone
   - -Install new track surface over new asphalt.
   - -See specification section 02530 for detailed requirements.
2) The track installer shall verify 400 meters on the measuring line.
3) Grade around the track perimeter shall be modified as necessary (both sides) to limit the maximum drop off to 1/2" along edge of track. Finish grade materials shall be stone and topsoil/seed (match adjacent). Some existing grade deficiencies are noted on the plans.

SPECIFICATIONS:

A) Concrete:
1) Concrete work shall be performed in accordance with ACI 318
2) f'c (28 day compressive strength) to be minimum of 4000 psi
3) Concrete mix shall utilize limestone aggregate and fibermesh reinforcement, and shall be air entrainod.

B) Asphalt:
1) Asphalt overlay shall be 1.5" 31A modified, aggregate to be 100% crushed limestone.

C) Track Surface - Base Bid:
1) Stranded rubber track surface: SEAL-FLEX LR6 (3/8" minimum thickness)

D) Track Surface - Alternate 200-2:
1) Granulated rubber track surface: Minimum 6 layers of granulated rubber and latex (3/8" minimum thickness)

E) Track Surface Contractor Qualifications:
1) Minimum 5 years experience in the track & field industry.
2) Membership in the American Sports Builders Association.
3) Minimum 30 installations of similar projects.

F) Track Surface Markings:
1) Line in accordance with NFSHS Rules & Regulations, and in conjunction with the Hudson Area Schools Athletic Department.

G) Protective Mats:
1) Turf Armor (or approved equal) breathable fabric, 17' width, full coverage of all six lanes.

LEGEND

- STONE AREAS WITH EXCESSIVE DROP
- YARD AREAS WITH EXCESSIVE DROP
- SEALCOAT AREA

PREPARED FOR:

Hudson Area Schools

DAILEY ENGINEERING, INC.
8485 STEPHENSON ROAD
ONSTED, MI 49265
PH. # (517) 467-9000
FAX # (517) 467-9010
EMAIL - todddailey@me.com

HUDSON AREA SCHOOLS
THOMPSON FIELD
HIGHWAY 127
HUDSON, MICHIGAN 49247

DRAWN BY: M. FOWLER	CHK'D. BY: TA DAILEY	APP'D. BY:

TRACK PLAN

DATE: 03/09/2012	REV.: 0	DRAWING NO. 200-C2.1
SCALE: 1" = 20'-0"		

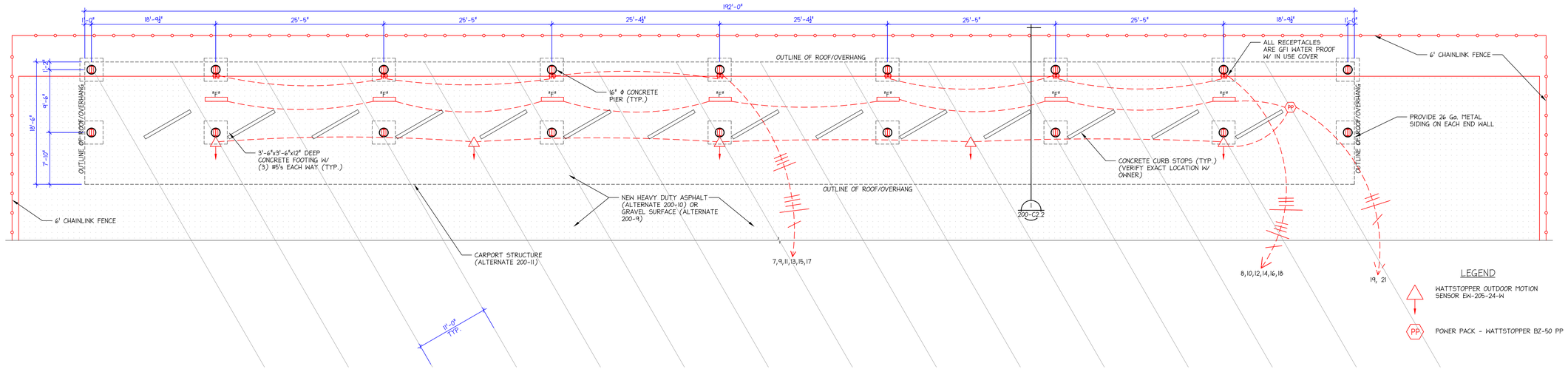

BUS CARPORT FLOOR & FOUNDATION PLAN

NORTH

SCALE: ⅛"=1'-0"

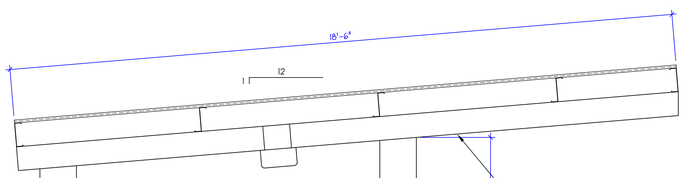

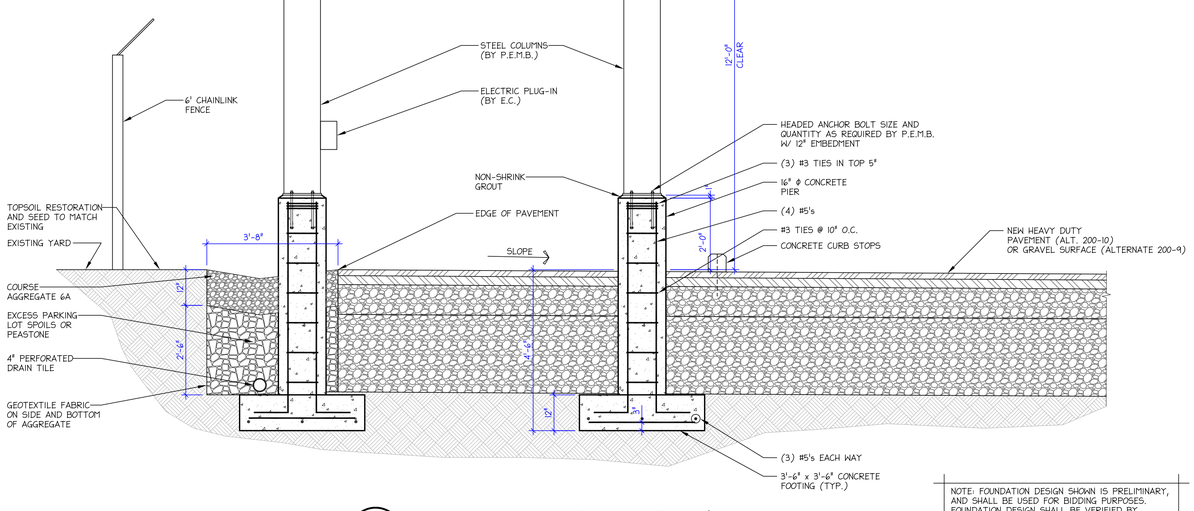

NOTE: FOUNDATION DESIGN SHOWN IS PRELIMINARY, AND SHALL BE USED FOR BIDDING PURPOSES. FOUNDATION DESIGN SHALL BE VERIFIED BY THE ENGINEER AFTER ACTUAL COLUMN REACTIONS ARE PROVIDED BY THE P.E.M.B. MANUFACTURER.

1 BUS CARPORT SECTION

200-C2.2 SCALE: ½"=1'-0"

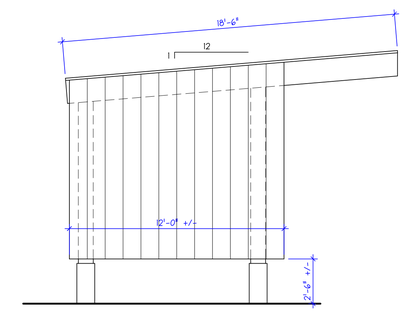

END WALL ELEVATION

SCALE: ⅛"=1'-0"

BUS CARPORT NOTES:

A) PEMB Building:
1) The carport shall be a pre-engineered metal building (PEMB). Acceptable PEMB manufacturers are Varco Pruden, Butler, Carport Structures, and Star.
2) Primary members (columns) shall be primed by the PEMB manufacturer, and finish painted on site after erection.
3) Secondary members (roof purlins and wall girts) shall be galvanized.
4) Roof deck shall be 24 guage galvalume, with a Kynar finish.
5) Wall siding shall be 26 guage galvalume, with a Kynar finish.

B) Design Loads:
1) Wind: Based on the 2009 MBC with the following factors:
- -Basic wind speed of 90 mph
- -I = 1.0
- -Exposure C for main frame, Exposure C for components & cladding

2) Snow Loads: Based on the 2009 MBC with the following factors:
- -Ground Snow Load (Pg) = 20 psf.

C) Foundations:
1) Footings are designed to bear on natural materials with an allowable bearing capacity of 2500 psf. If material of the capacity is not found at the elevations indicated, footings shall be lowered or enlarged at the direction of the engineer.
2) The project engineer will field verify soil bearing capacity prior to footing placement.

D) Concrete:
1) Concrete work shall be performed in accordance with ACI 318.
2) f'c (28 day compressive strength) to be minimum of 3000 psi for footings and piers.
4) Reinforcing bars shall conform to ASTM A615, Grade 60.

PREPARED FOR:

Hudson Area Schools

DAILEY ENGINEERING, INC.
8485 STEPHENSON ROAD
ONSTED, MI 49265
PH. # (517) 467-9000
FAX # (517) 467-9010
EMAIL - todddailey@me.com

HUDSON AREA SCHOOLS
HUDSON HIGH SCHOOL / MIDDLE SCHOOL
771 NORTH MAPLE GROVE AVENUE
HUDSON, MICHIGAN 49247

DRAWN BY: M. FOWLER	CHK'D. BY: TA DAILEY	APP'D. BY:

BUS CARPORT PLAN AND DETAILS

DATE: 03/09/2012	REV.: 0	DRAWING NO. 200-C2.2
SCALE: AS SHOWN		

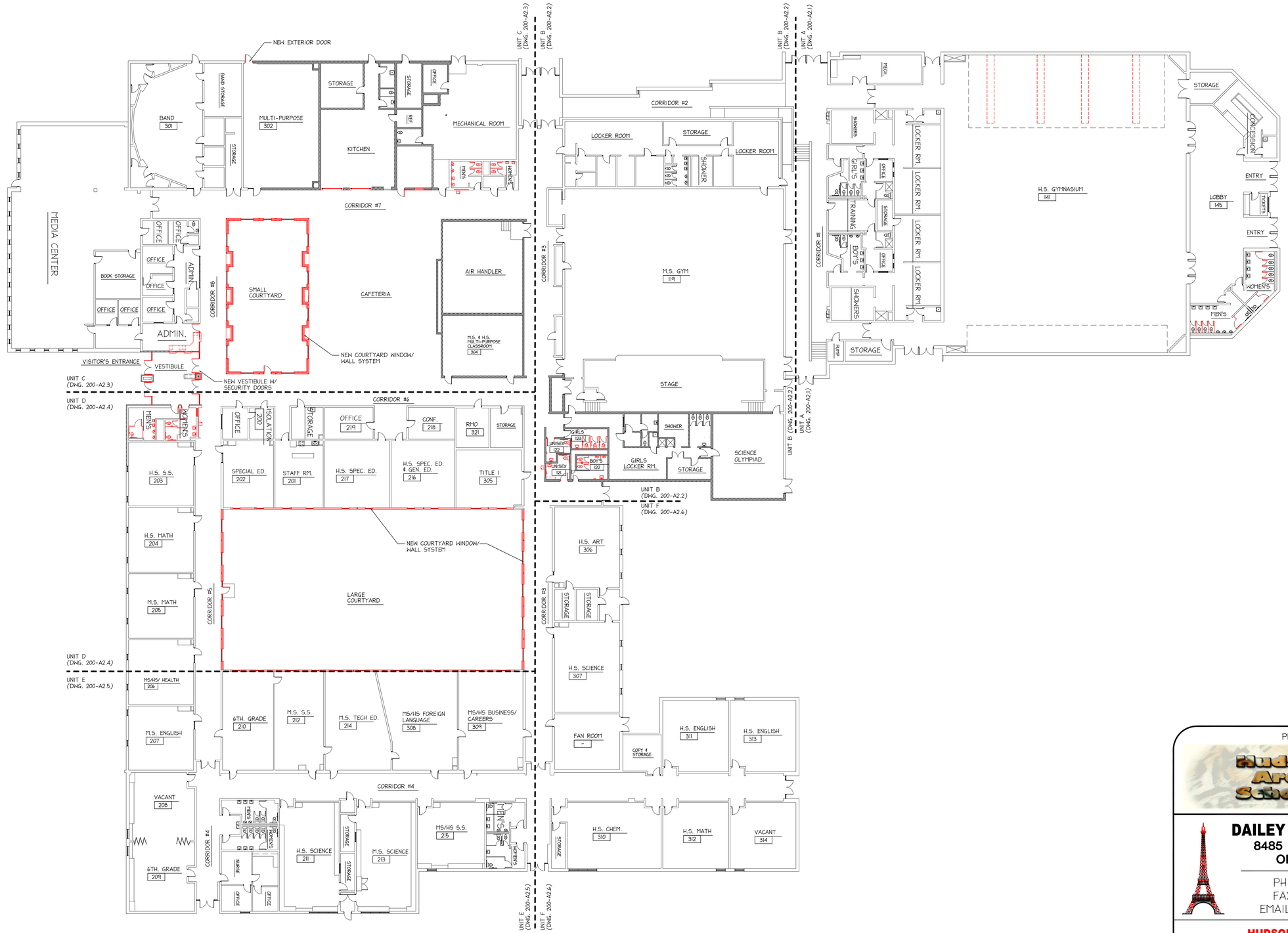

COMPOSITE FLOOR PLAN

SCALE: 1"=20'-0"

APPROX. 111,913 SQ. FT.

PREPARED FOR:

Hudson Area Schools

DAILEY ENGINEERING, INC.
8485 STEPHENSON ROAD
ONSTED, MI 49265

PH. # (517) 467-9000
FAX # (517) 467-9010
EMAIL - todddailey@me.com

HUDSON AREA SCHOOLS
HUDSON HIGH SCHOOL / MIDDLE SCHOOL
771 NORTH MAPLE GROVE AVENUE
HUDSON, MICHIGAN 49247

DRAWN BY: M. FOWLER	CHK'D. BY: TA DAILEY	APP'D. BY:

COMPOSITE FLOOR PLAN

DATE: 03/09/2012	REV.: 0	DRAWING NO. 200-A1.1
SCALE: 1" = 20'-0"		

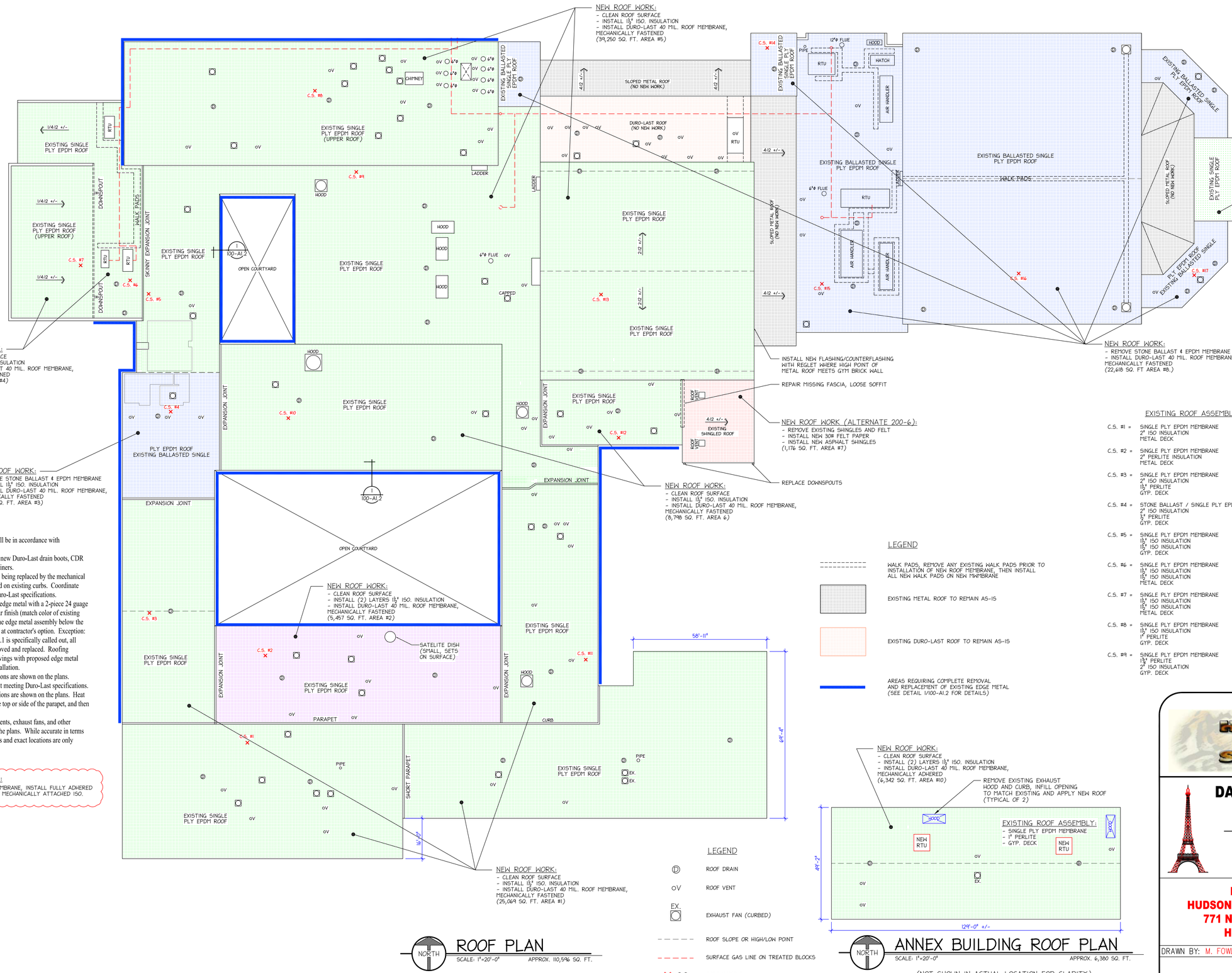

Specifications:

1) Roof assembly installation shall be in accordance with Duro-Last's specifications.
2) At existing roof drains, install new Duro-Last drain boots, CDR rings, and metal (blue) dome strainers.
3) Most existing exhaust fans are being replaced by the mechanical contractor, and are being installed on existing curbs. Coordinate curb/fan roof flashing to meet Duro-Last specifications.
4) At roof edges, replace the top edge metal with a 2-piece 24 guage compression metal edge w/ Kynar finish (match color of existing edge metal). The remainder of the edge metal assembly below the compression portion may remain at contractor's option. Exception: Where detail #1 drawing 100-A2.1 is specifically called out, all existing edge metal shall be removed and replaced. Roofing contractor shall submit shop drawings with proposed edge metal profiles for approval prior to installation.
5) Existing expansion joint locations are shown on the plans. Replace with new expansion joint meeting Duro-Last specifications.
6) Existing internal parapet locations are shown on the plans. Heat weld new roof membranes on the top or side of the parapet, and then re-install existing metal copings.
7) Locations of existing drains, vents, exhaust fans, and other mechanical items are shown on the plans. While accurate in terms of overall number count, the sizes and exact locations are only approximate.

ALTERNATE 200-5:
IN LIEU OF DURO-LAST MEMBRANE, INSTALL FULLY ADHERED 60 MIL. WHITE EPDM OVER MECHANICALLY ATTACHED ISO.

LEGEND

- WALK PADS, REMOVE ANY EXISTING WALK PADS PRIOR TO INSTALLATION OF NEW ROOF MEMBRANE, THEN INSTALL ALL NEW WALK PADS ON NEW MMMBRANE
- EXISTING METAL ROOF TO REMAIN AS-IS
- EXISTING DURO-LAST ROOF TO REMAIN AS-IS
- AREAS REQUIRING COMPLETE REMOVAL AND REPLACEMENT OF EXISTING EDGE METAL (SEE DETAIL 1/100-A1.2 FOR DETAILS)

EXISTING ROOF ASSEMBLIES (BASED ON CORE SAMPLES)

C.S. #1 = SINGLE PLY EPDM MEMBRANE
2" ISO INSULATION
METAL DECK

C.S. #2 = SINGLE PLY EPDM MEMBRANE
2" PERLITE INSULATION
METAL DECK

C.S. #3 = SINGLE PLY EPDM MEMBRANE
2" ISO INSULATION
1½" PERLITE
GYP. DECK

C.S. #4 = STONE BALLAST / SINGLE PLY EPDM
2" ISO INSULATION
¼" PERLITE
GYP. DECK

C.S. #5 = SINGLE PLY EPDM MEMBRANE
1½" ISO INSULATION
1½" ISO INSULATION
GYP. DECK

C.S. #6 = SINGLE PLY EPDM MEMBRANE
1½" ISO INSULATION
1½" ISO INSULATION
METAL DECK

C.S. #7 = SINGLE PLY EPDM MEMBRANE
1½" ISO INSULATION
1½" ISO INSULATION
METAL DECK

C.S. #8 = SINGLE PLY EPDM MEMBRANE
1½" ISO INSULATION
1" PERLITE
GYP. DECK

C.S. #9 = SINGLE PLY EPDM MEMBRANE
1¾" PERLITE
2" ISO INSULATION
GYP. DECK

C.S. #10 = SINGLE PLY EPDM MEMBRANE
1½" PERLITE
2" ISO INSULATION
GYP. DECK

C.S. #11 = SINGLE PLY EPDM MEMBRANE
1½" PERLITE
2" ISO INSULATION
GYP. DECK

C.S. #12 = SINGLE PLY EPDM MEMBRANE
2" PERLITE
GYP. DECK

C.S. #13 = SINGLE PLY EPDM MEMBRANE
PERLITE
1½" ISO INSULATION
GYP. DECK

C.S. #14 = SINGLE PLY EPDM MEMBRANE
1½" ISO INSULATION
1½" ISO INSULATION
METAL DECK

C.S. #14 = STONE BALLAST/SINGLE PLY EPDM MEMBRANE
1½" ISO INSULATION
1½" ISO INSULATION
METAL DECK

C.S. #15 = STONE BALLAST/SINGLE PLY EPDM MEMBRANE
1½" ISO INSULATION
1½" ISO INSULATION
METAL DECK

C.S. #16 = STONE BALLAST/SINGLE PLY EPDM MEMBRANE
1½" ISO INSULATION
1½" ISO INSULATION
METAL DECK

C.S. #17 = STONE BALLAST/SINGLE PLY EPDM MEMBRANE
1½" ISO INSULATION
1½" ISO INSULATION
METAL DECK

LEGEND

- ROOF DRAIN
- ROOF VENT
- EXHAUST FAN (CURBED)
- ROOF SLOPE OR HIGH/LOW POINT
- SURFACE GAS LINE ON TREATED BLOCKS
- C.S. CORE SAMPLE

NORTH

ROOF PLAN

SCALE: 1"=20'-0" APPROX. 110,596 SQ. FT.

NORTH

ANNEX BUILDING ROOF PLAN

SCALE: 1"=20'-0" APPROX. 6,380 SQ. FT.

(NOT SHOWN IN ACTUAL LOCATION FOR CLARITY)

PREPARED FOR:

Hudson Area Schools

DAILEY ENGINEERING, INC.
8485 STEPHENSON ROAD
ONSTED, MI 49265

PH. # (517) 467-9000
FAX # (517) 467-9010
EMAIL - todddailey@me.com

HUDSON AREA SCHOOLS
HUDSON HIGH SCHOOL / MIDDLE SCHOOL
771 NORTH MAPLE GROVE AVENUE
HUDSON, MICHIGAN 49247

DRAWN BY: M. FOWLER	CHK'D. BY: TA DAILEY	APP'D. BY:

ROOF PLAN

DATE: 03/09/2012	REV.: 0	DRAWING NO. 200-A1.2
SCALE: 1" = 20'-0"		

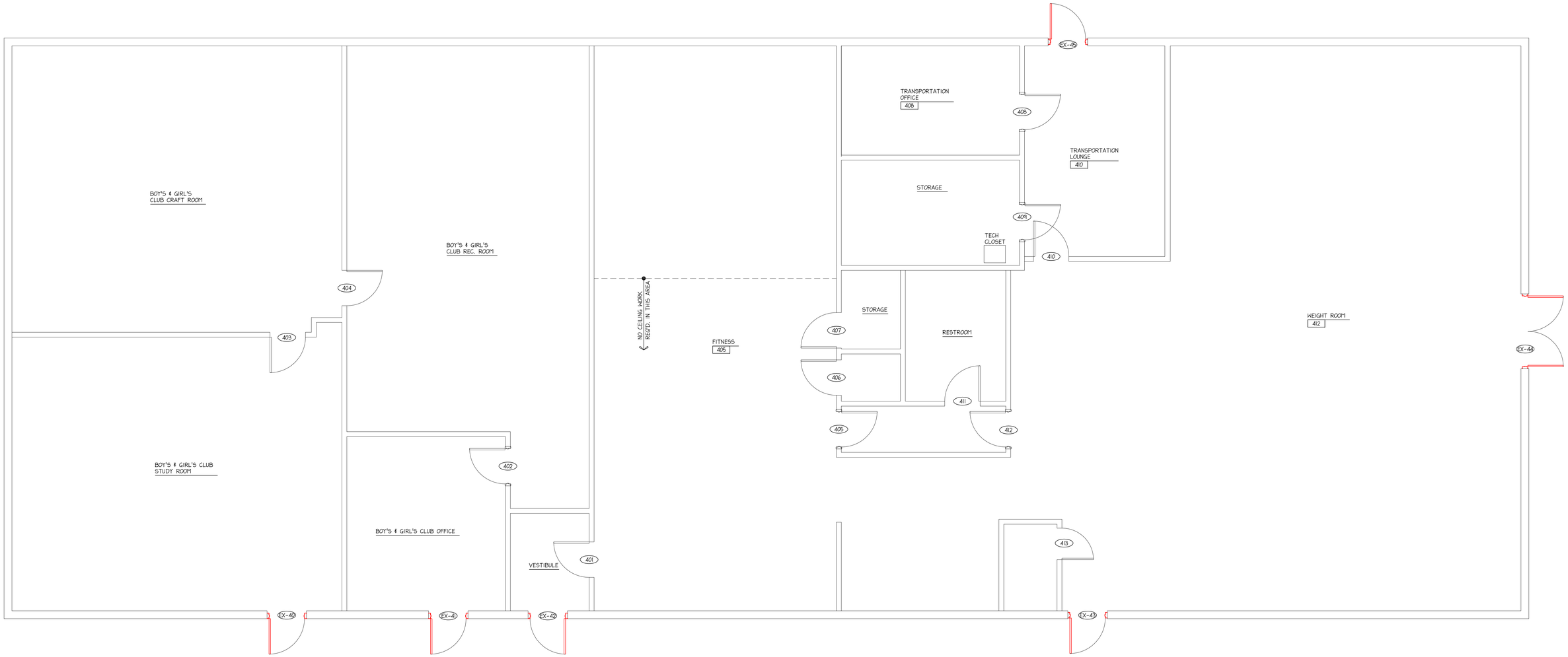

NORTH

ANNEX BUILDING FLOOR PLAN

SCALE: ¼"=1'-0"

LEGEND

EXISTING ITEMS/CONSTRUCTION

NEW ITEMS/CONSTRUCTION

ITEMS TO REMOVE/DEMO

PREPARED FOR:

Hudson Area Schools

DAILEY ENGINEERING, INC.
8485 STEPHENSON ROAD
ONSTED, MI 49265

PH. # (517) 467-9000
FAX # (517) 467-9010
EMAIL - todddailey@me.com

HUDSON AREA SCHOOLS
HUDSON HIGH SCHOOL / MIDDLE SCHOOL
771 NORTH MAPLE GROVE AVENUE
HUDSON, MICHIGAN 49247

DRAWN BY: M. FOWLER	CHK'D. BY: TA DAILEY	APP'D. BY:

ANNEX BUILDING FLOOR PLAN

DATE: 03/09/2012	REV.: 0	DRAWING NO. 200-A1.3
SCALE: 1/4" = 1'-0"		

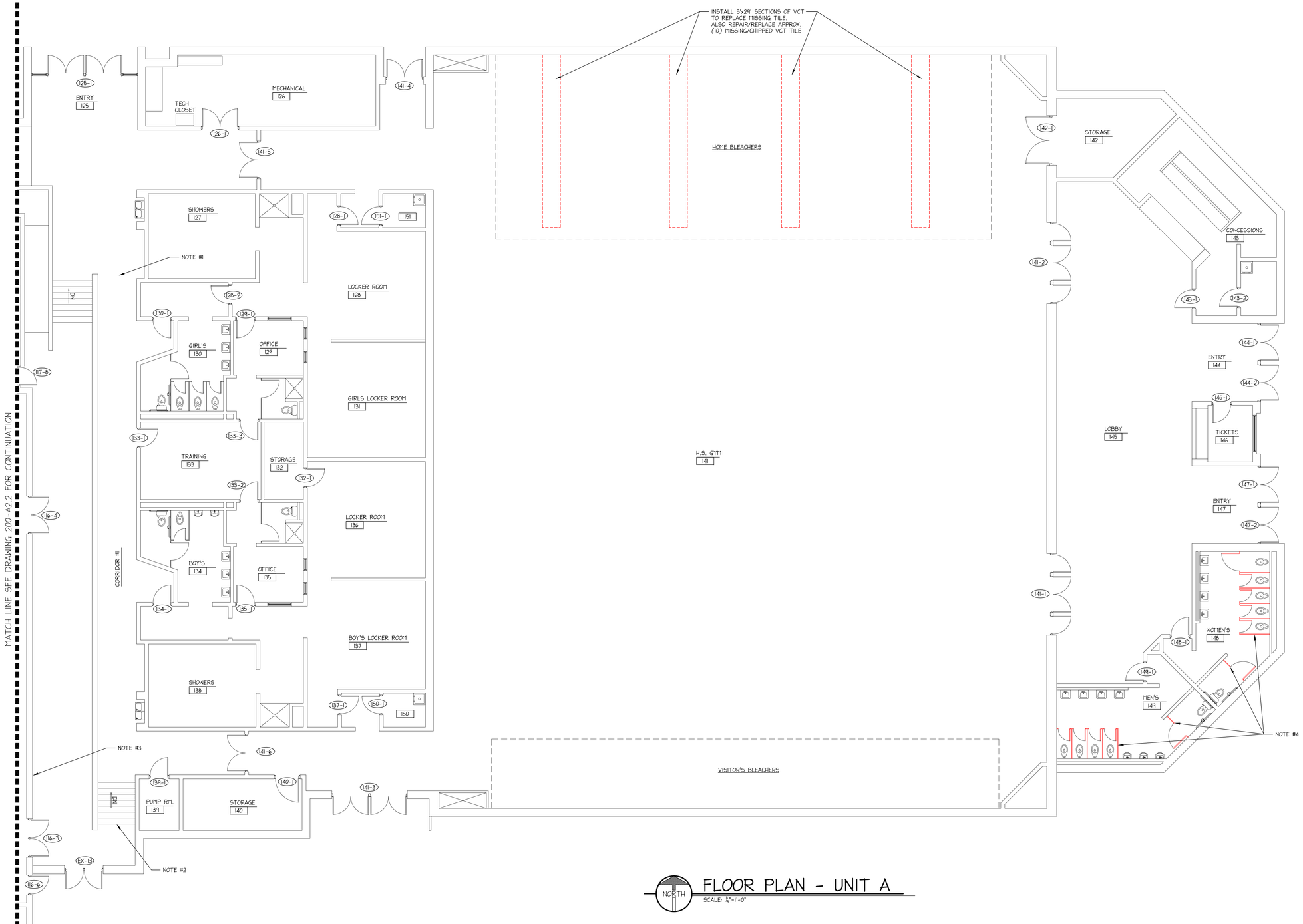

FLOOR PLAN - UNIT A

SCALE: 1/8"=1'-0"

LEGEND

- EXISTING ITEMS/CONSTRUCTION
- NEW ITEMS/CONSTRUCTION
- ITEMS TO REMOVE/DEMO

NOTES:

1) REPLACE 14 CERAMIC FLOOR TILE (SOME ARE CRACKED) ACROSS ENTIRE CORRIDOR. IF UNABLE TO MATCH TILE, REPLACE ALL (14) TILE W/ AN ACCENT COLOR.
2) REPLACE (1) CRACKED CERAMIC FLOOR TILE ON STAIRWAY, MATCH EXISTING.
3) REPLACE (6) CRACKED CERAMIC BASE TILE, MATCH EXISTING.
4) ALTERNATE 200-15:
   REPLACE EXISTING METAL STEEL PARTITIONS WITH PHENOLIC HEAVY DUTY STALLS. RELOCATE ALL EXISTING TOILET PAPER DISPENSERS AND SANITARY DISPOSALS.

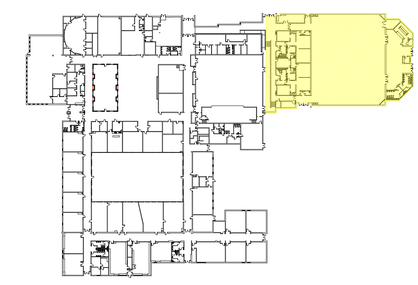

KEY PLAN

NORTH

SCALE: NONE

PREPARED FOR:

Hudson Area Schools

DAILEY ENGINEERING, INC.
8485 STEPHENSON ROAD
ONSTED, MI 49265

PH. # (517) 467-9000
FAX # (517) 467-9010
EMAIL - todddailey@me.com

HUDSON AREA SCHOOLS
HUDSON HIGH SCHOOL / MIDDLE SCHOOL
771 NORTH MAPLE GROVE AVENUE
HUDSON, MICHIGAN 49247

DRAWN BY: M. FOWLER	CHK'D. BY: TA DAILEY	APP'D. BY:

ENLARGED FLOOR PLAN - UNIT A

DATE: 03/09/2012	REV.: 0	DRAWING NO. 200-A2.1
SCALE: 1/8" = 1'-0"		

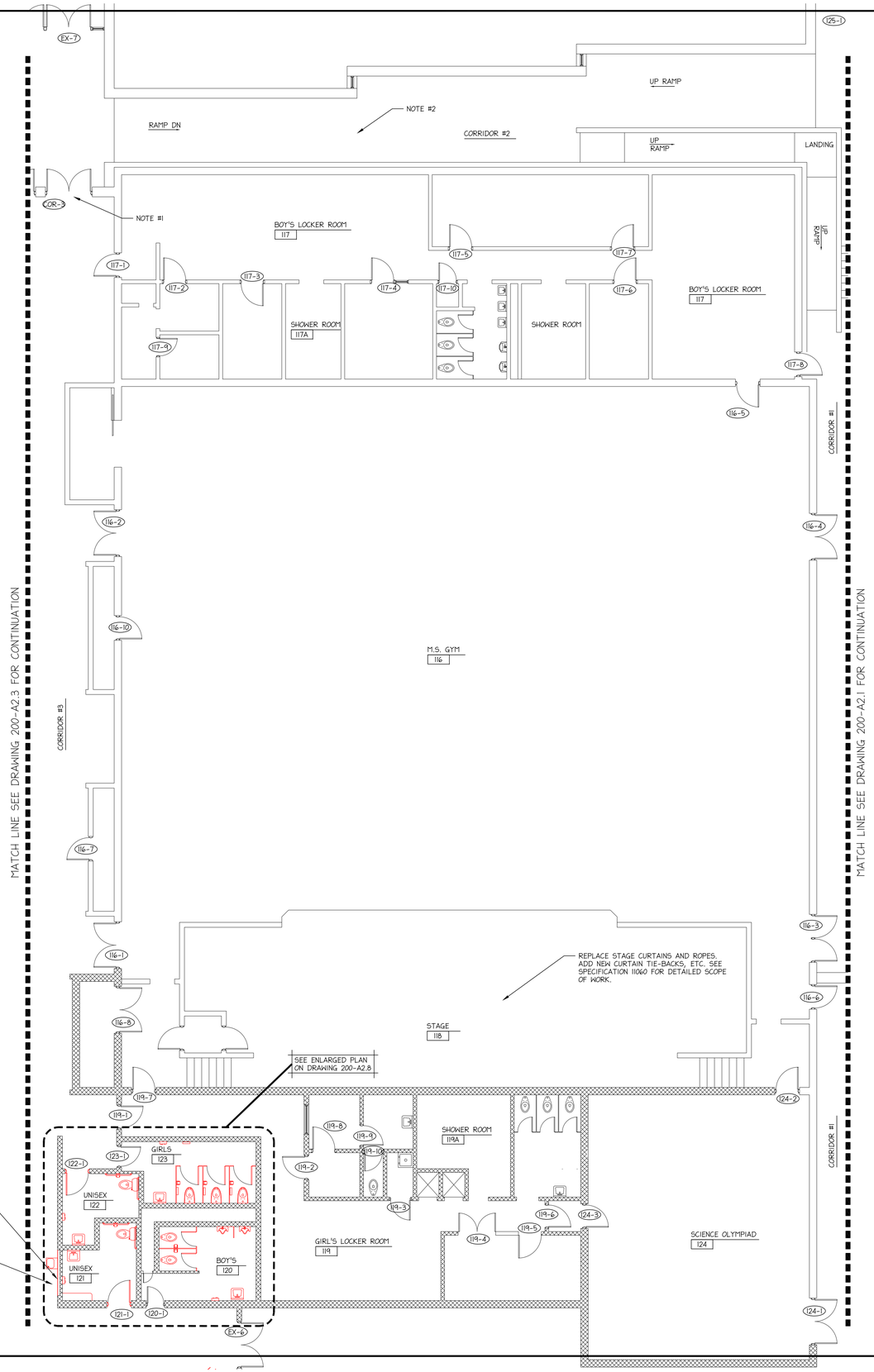

NORTH

FLOOR PLAN - UNIT B

SCALE: ⅛"=1'-0"

LEGEND

EXISTING ITEMS/CONSTRUCTION

NEW ITEMS/CONSTRUCTION

ITEMS TO REMOVE/DEMO

NOTES:

1) REPLACE CRACKED CERAMIC FLOOR TILE AT DOOR THRESHOLD. IF UNABLE TO MATCH TILE, REPLACE ALL (6) TILE W/ AN ACCENT COLOR.

2) REPLACE (8) CRACKED CERAMIC FLOOR TILE IN THE CORRIDOR. IF UNABLE TO MATCH TILE, REPLACE (18) TILE ACROSS ENTIRE CORRIDOR W/ AN ACCENT COLOR.

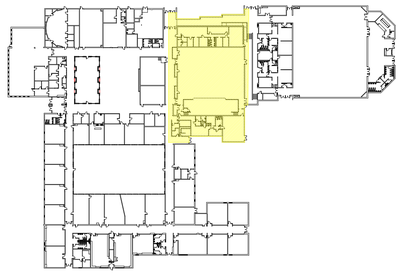

NORTH

KEY PLAN

SCALE: NONE

PREPARED FOR:

Hudson Area Schools

DAILEY ENGINEERING, INC.
8485 STEPHENSON ROAD
ONSTED, MI 49265

PH. # (517) 467-9000
FAX # (517) 467-9010
EMAIL - todddailey@me.com

HUDSON AREA SCHOOLS
HUDSON HIGH SCHOOL / MIDDLE SCHOOL
771 NORTH MAPLE GROVE AVENUE
HUDSON, MICHIGAN 49247

DRAWN BY: M. FOWLER	CHK'D. BY: TA DAILEY	APP'D. BY:

ENLARGED FLOOR PLAN - UNIT B

DATE: 03/09/2012	REV.: 0	DRAWING NO. 200-A2.2
SCALE: 1/8" = 1'-0"		

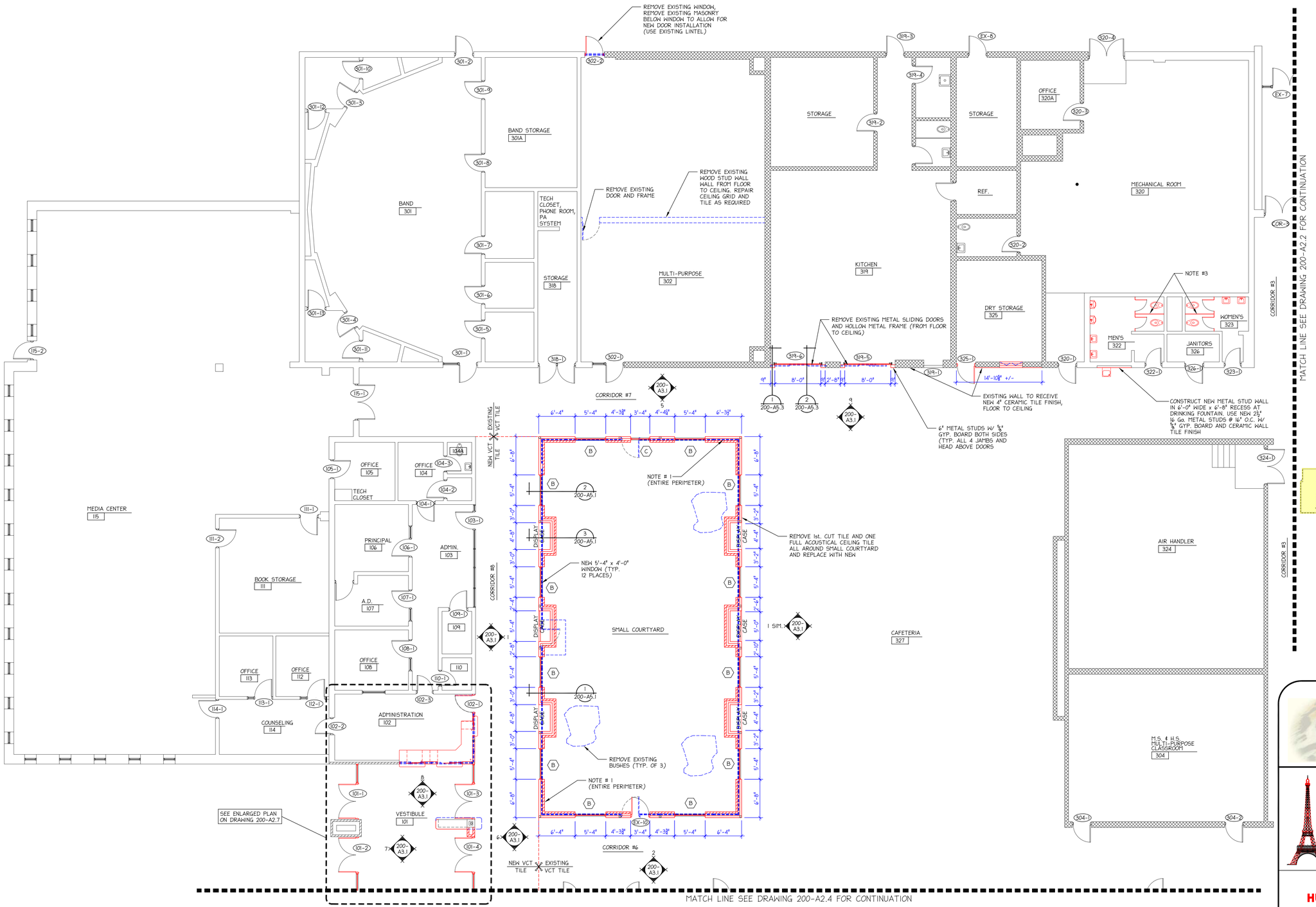

FLOOR PLAN - UNIT C

NORTH

SCALE: 1/8"=1'-0"

LEGEND

- EXISTING ITEMS/CONSTRUCTION
- NEW ITEMS/CONSTRUCTION
- ITEMS TO REMOVE/DEMO

NOTES:

1) THE DEMO OF THE EXISTING SINGLE PANE WINDOW SYSTEM IS BY OTHERS (THE ASBESTOS ABATEMENT CONTRACTOR)
2) REPLACE THE (4) CRACKED CERAMIC FLOOR TILE AT DOOR THRESHOLD. IF UNABLE TO MATCH TILE, REPLACE ALL (7) TILE W/ AN ACCENT COLOR.
3) REPLACE EXISTING METAL PARTITIONS WITH PHENOLIC HEAVY DUTY STALLS. RELOCATE ALL EXISTING TOILET PAPER DISPENSERS AND SANITARY DISPOSALS.

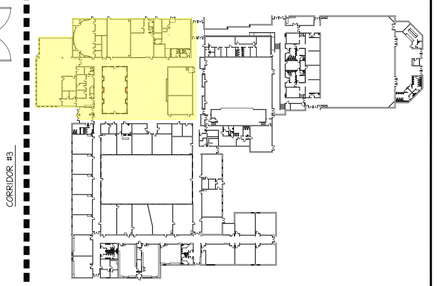

KEY PLAN

NORTH

SCALE: NONE

PREPARED FOR:

Hudson Area Schools

DAILEY ENGINEERING, INC.
8485 STEPHENSON ROAD
ONSTED, MI 49265

PH. # (517) 467-9000
FAX # (517) 467-9010
EMAIL - todddailey@me.com

HUDSON AREA SCHOOLS
HUDSON HIGH SCHOOL / MIDDLE SCHOOL
771 NORTH MAPLE GROVE AVENUE
HUDSON, MICHIGAN 49247

DRAWN BY: M. FOWLER	CHK'D. BY: TA DAILEY	APP'D. BY:

ENLARGED FLOOR PLAN - UNIT C

DATE: 03/09/2012	REV.: 0	DRAWING NO. 200-A2.3
SCALE: 1/8" = 1'-0"		

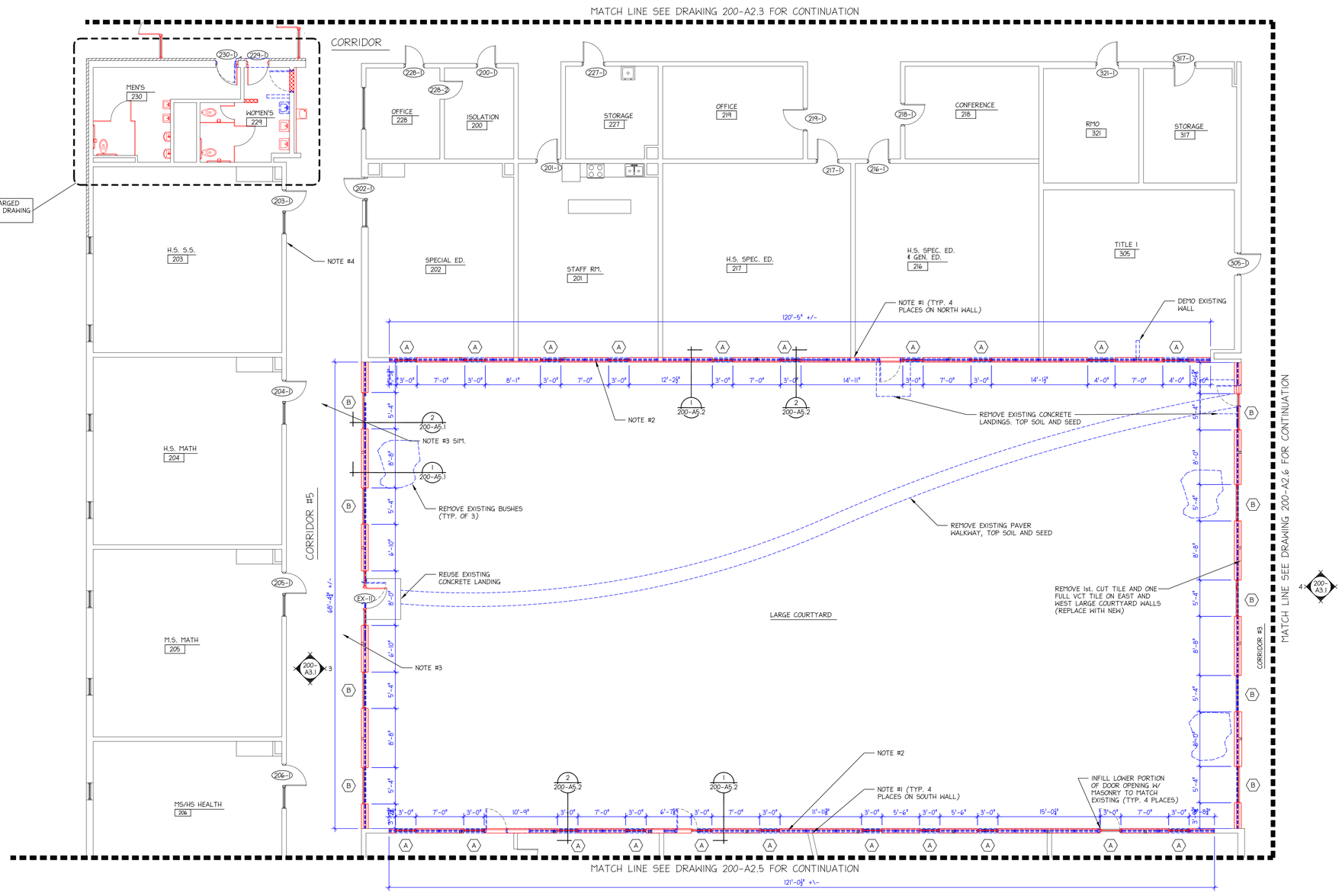

FLOOR PLAN - UNIT D

NORTH

SCALE: ⅛"=1'-0"

LEGEND

EXISTING ITEMS/CONSTRUCTION

NEW ITEMS/CONSTRUCTION

ITEMS TO REMOVE/DEMO

NOTES:

1) INFILL/SEAL OPENING BETWEEN NEW WALL AND EXISTING PERPENDICULAR WALL WITH METAL STUDS AND GYP. BOARD TO MATCH NEW WALL CONSTRUCTION.

2) THE DEMO OF THE EXISTING SINGLE PANE WINDOW SYSTEM IS BY OTHERS (THE ASBESTOS ABATEMENT CONTRACTOR)

3) REPLACE (22) VCT TILE ACROSS ENTIRE CORRIDOR WIDTH. #3 SIM: REPLACE (11) VCT TILE.

4) THE MECHANICAL CONTRACTOR IS REMOVING DUCTWORK ABOVE THE CEILING IN THIS AREA, PATCH THE WALL PENETRATION WITH A SINGLE LAYER OF ⅝" TYPE "X" GYP. BOARD. (TYPICAL 10 LOCATIONS THIS SHEET, SEE 200-M1.13 FOR EXACT LOCATIONS).

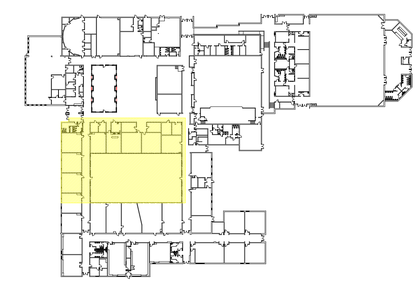

KEY PLAN

NORTH

SCALE: NONE

PREPARED FOR:

DAILEY ENGINEERING, INC.
8485 STEPHENSON ROAD
ONSTED, MI 49265

PH. # (517) 467-9000
FAX # (517) 467-9010
EMAIL - todddailey@me.com

HUDSON AREA SCHOOLS
HUDSON HIGH SCHOOL / MIDDLE SCHOOL
771 NORTH MAPLE GROVE AVENUE
HUDSON, MICHIGAN 49247

DRAWN BY: M. FOWLER	CHK'D. BY: TA DAILEY	APP'D. BY:

ENLARGED FLOOR PLAN - UNIT D

DATE: 03/09/2012	REV.: 0	DRAWING NO. 200-A2.4
SCALE: 1/8" = 1'-0"		

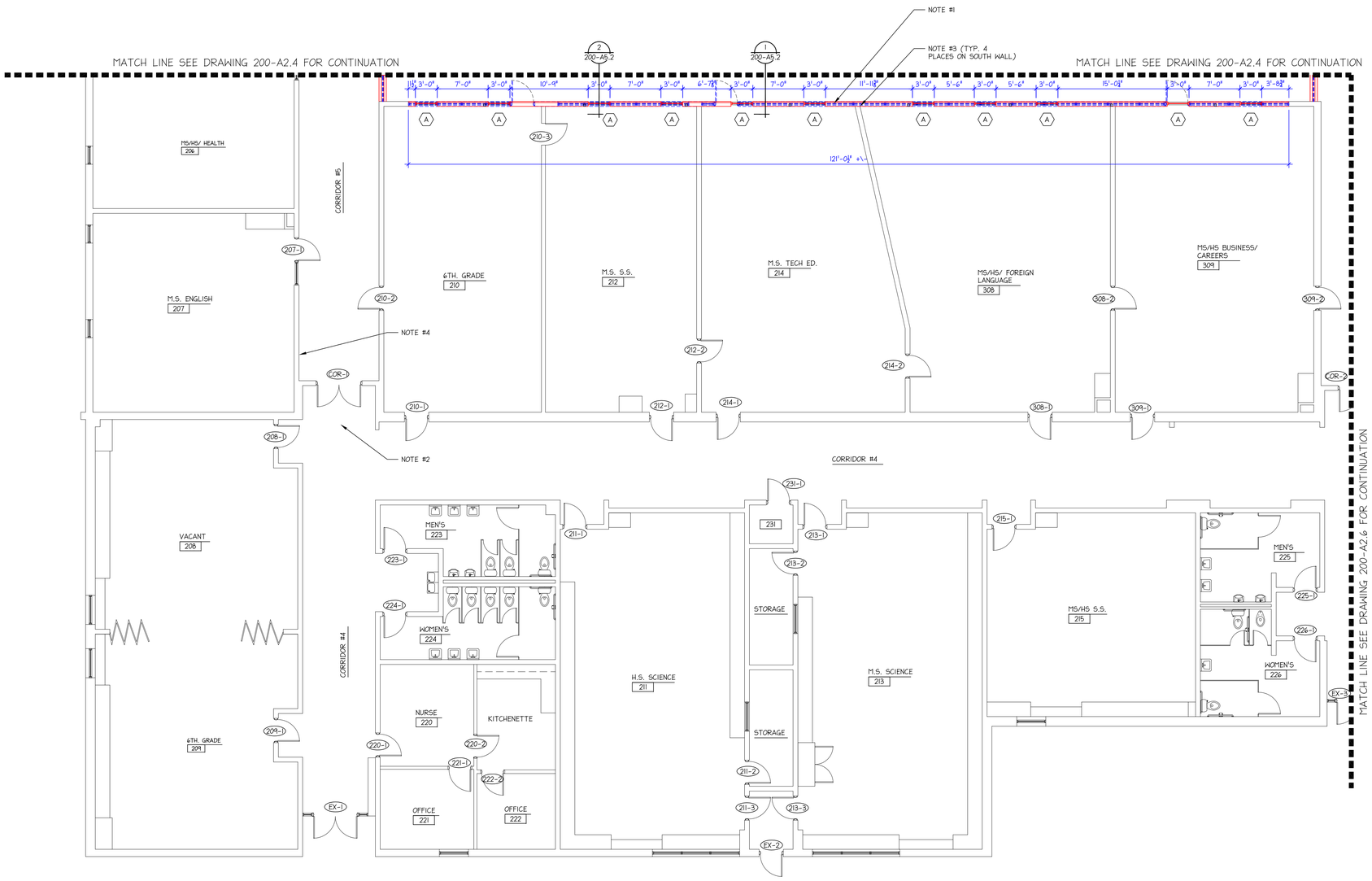

FLOOR PLAN - UNIT E

NORTH

SCALE: ¼"=1'-0"

LEGEND

- EXISTING ITEMS/CONSTRUCTION
- NEW ITEMS/CONSTRUCTION
- ITEMS TO REMOVE/DEMO

NOTES:

1) THE DEMO OF THE EXISTING SINGLE PANE WINDOW SYSTEM IS BY OTHERS (THE ASBESTOS ABATEMENT CONTRACTOR)

2) REPLACE (16) VCT TILE ACROSS MOST OF CORRIDOR WIDTH (LEAVE ACCENTS AT EACH END AS IS).

3) INFILL/SEAL OPENING BETWEEN NEW WALL AND EXISTING PERPENDICULAR WALL WITH METAL STUDS AND GYP. BOARD TO MATCH NEW WALL CONSTRUCTION.

4) THE MECHANICAL CONTRACTOR IS REMOVING DUCTWORK ABOVE THE CEILING IN THIS AREA. PATCH THE WALL PENETRATION WITH A SINGLE LAYER OF ⅝" TYPE "X" GYP. BOARD. (TYPICAL 10 LOCATIONS THIS SHEET, SEE 200-M1.13 FOR EXACT LOCATIONS).

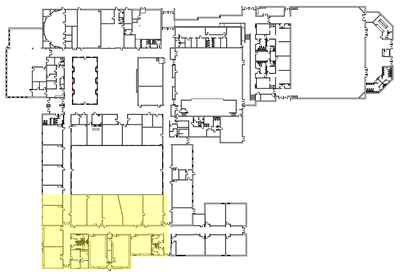

KEY PLAN

NORTH

SCALE: NONE

PREPARED FOR:

Hudson Area Schools

DAILEY ENGINEERING, INC.
8485 STEPHENSON ROAD
ONSTED, MI 49265

PH. # (517) 467-9000
FAX # (517) 467-9010
EMAIL - todddailey@me.com

HUDSON AREA SCHOOLS
HUDSON HIGH SCHOOL / MIDDLE SCHOOL
771 NORTH MAPLE GROVE AVENUE
HUDSON, MICHIGAN 49247

DRAWN BY: M. FOWLER	CHK'D. BY: TA DAILEY	APP'D. BY:

ENLARGED FLOOR PLAN - UNIT E

DATE: 03/09/2012	REV.: 0	DRAWING NO. 200-A2.5
SCALE: 1/8" = 1'-0"		

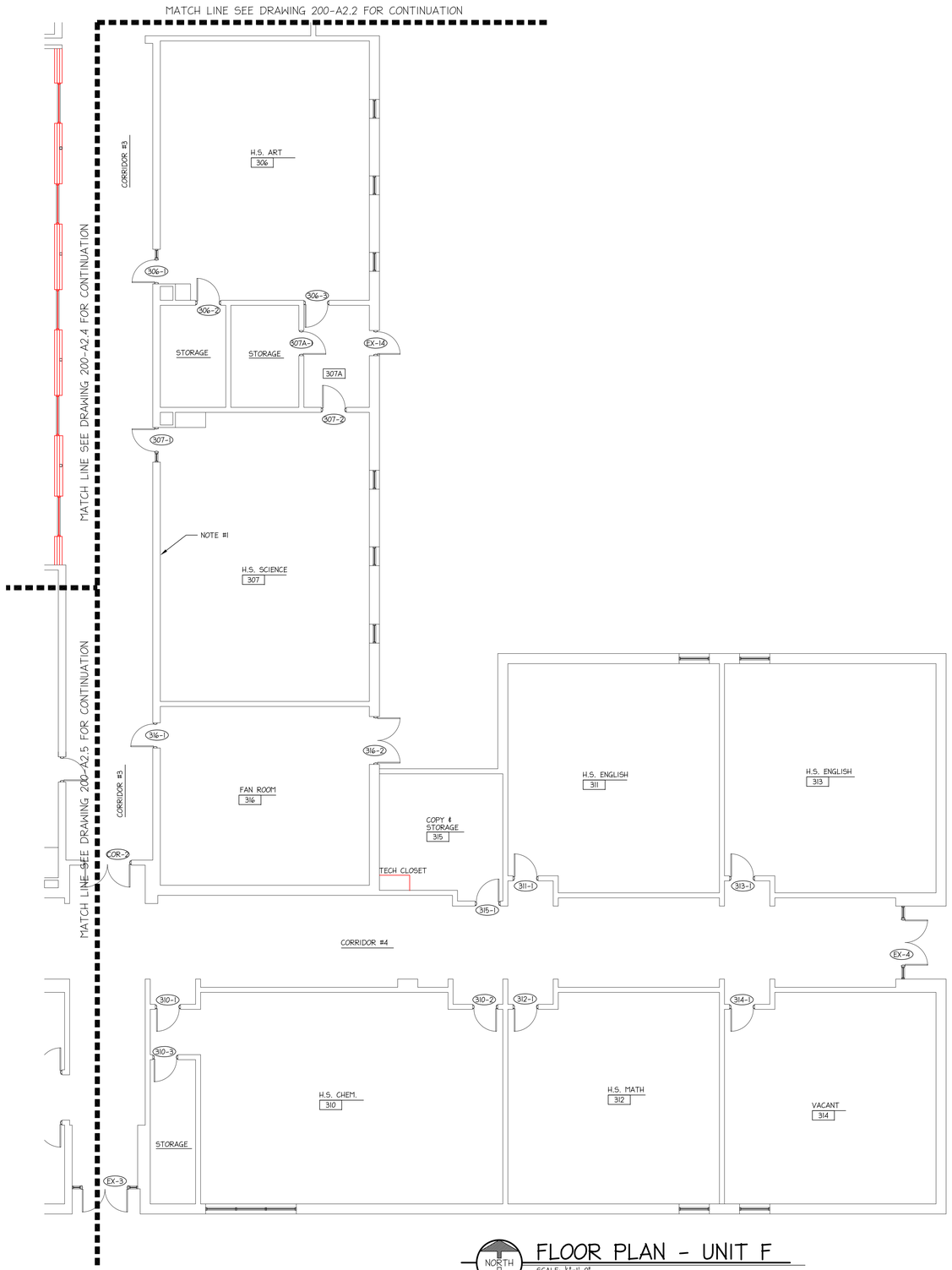

NORTH

FLOOR PLAN - UNIT F

SCALE: 1/8"=1'-0"

NOTES:

1) THE MECHANICAL CONTRACTOR IS REMOVING DUCTWORK ABOVE THE CEILING IN THIS AREA. PATCH THE WALL PENETRATION WITH A SINGLE LAYER OF 5/8" TYPE "X" GYP. BOARD. (TYPICAL 4 LOCATIONS THIS SHEET, SEE 200-M1.13 FOR EXACT LOCATIONS).

LEGEND

EXISTING ITEMS/CONSTRUCTION

NEW ITEMS/CONSTRUCTION

ITEMS TO REMOVE/DEMO

NORTH

KEY PLAN

SCALE: NONE

PREPARED FOR:

Hudson Area Schools

DAILEY ENGINEERING, INC.
8485 STEPHENSON ROAD
ONSTED, MI 49265

PH. # (517) 467-9000
FAX # (517) 467-9010
EMAIL - todddailey@me.com

HUDSON AREA SCHOOLS
HUDSON HIGH SCHOOL / MIDDLE SCHOOL
771 NORTH MAPLE GROVE AVENUE
HUDSON, MICHIGAN 49247

DRAWN BY: M. FOWLER	CHK'D. BY: TA DAILEY	APP'D. BY:

ENLARGED FLOOR PLAN - UNIT F

DATE: 03/09/2012	REV.: 0	DRAWING NO.
SCALE: 1/8" = 1'-0"		200-A2.6

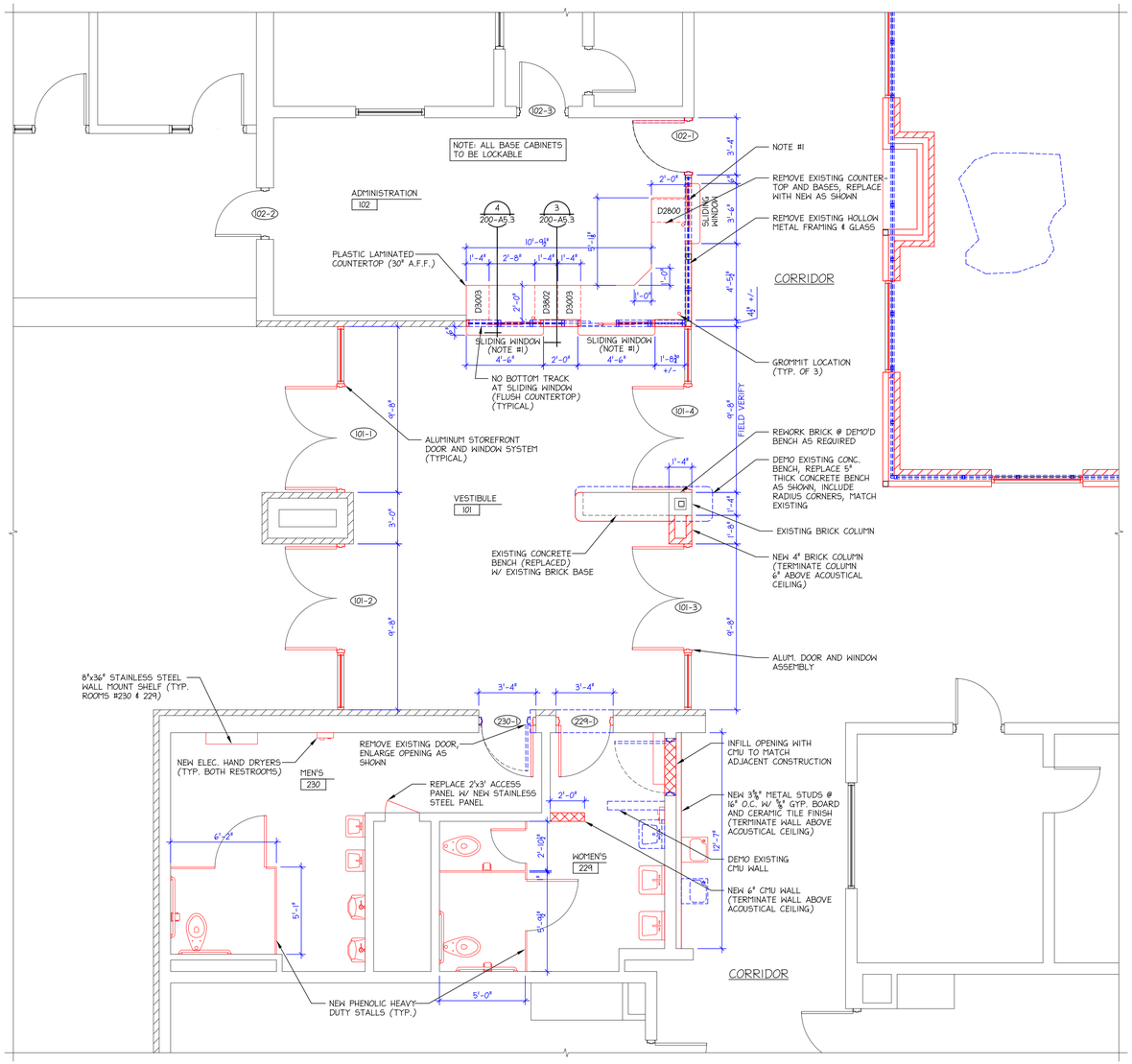

NOTES:

1) PASS-THRU WINDOWS SHALL BE PROVIDED WITH A ROLLING COUNTER FIRE DOOR AND COUNTERTOP. THE FIRE DOOR SHALL BE CONNECTED TO EXISTING FIRE ALARM SYSTEM.

GENERAL DEMOLITION NOTES:

1) REMOVE ALL ROOM ACCESSORIES, INCLUDING MIRRORS, SHELVES, SOAP, PAPER TOWEL, AND SANITARY NAPKIN DISPENSERS.

NOTES:

1) ITEMS FURNISHED BY OWNER:
- SOAP DISPENSERS
-SANITARY NAPKIN DISPENSERS
-SANITARY NAPKIN DISPOSALS

NORTH

ENLARGED FLOOR PLAN

SCALE: ¼"=1'-0"

PREPARED FOR:

Hudson Area Schools

DAILEY ENGINEERING, INC.
8485 STEPHENSON ROAD
ONSTED, MI 49265

PH. # (517) 467-9000
FAX # (517) 467-9010
EMAIL - todddailey@me.com

HUDSON AREA SCHOOLS
HUDSON HIGH SCHOOL / MIDDLE SCHOOL
771 NORTH MAPLE GROVE AVENUE
HUDSON, MICHIGAN 49247

DRAWN BY: M. FOWLER	CHK'D. BY: TA DAILEY	APP'D. BY:

MAIN ENTRANCE VESTIBULE PLAN

DATE: 03/09/2012	REV.: 0	DRAWING NO. 200-A2.7
SCALE: 1/4" = 1'-0"		

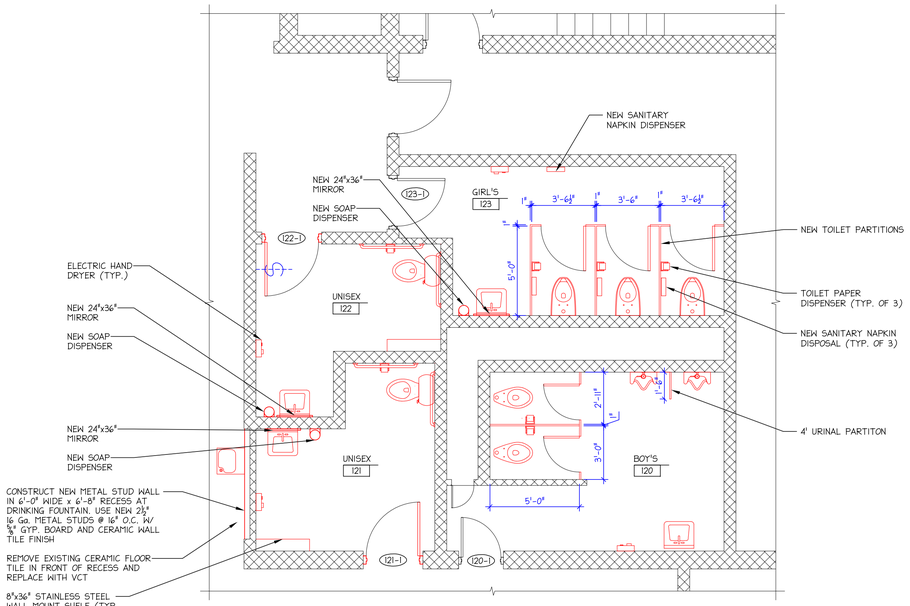

NOTES:

1) ITEMS FURNISHED BY OWNER:
   - SOAP DISPENSERS
   - SANITARY NAPKIN DISPENSERS
   - SANITARY NAPKIN DISPOSALS

2 REPAINT DOORS AND FRAMES FOR DOORS 120-1 AND 123-1. RESTORE SMOOTH DOOR OPERATION. REMOVE EXISTING PADLOCK DEVICES AND REPAIR DOOR AND FRAME.

NORTH

ENLARGED FLOOR PLAN

SCALE: ¼"=1'-0"

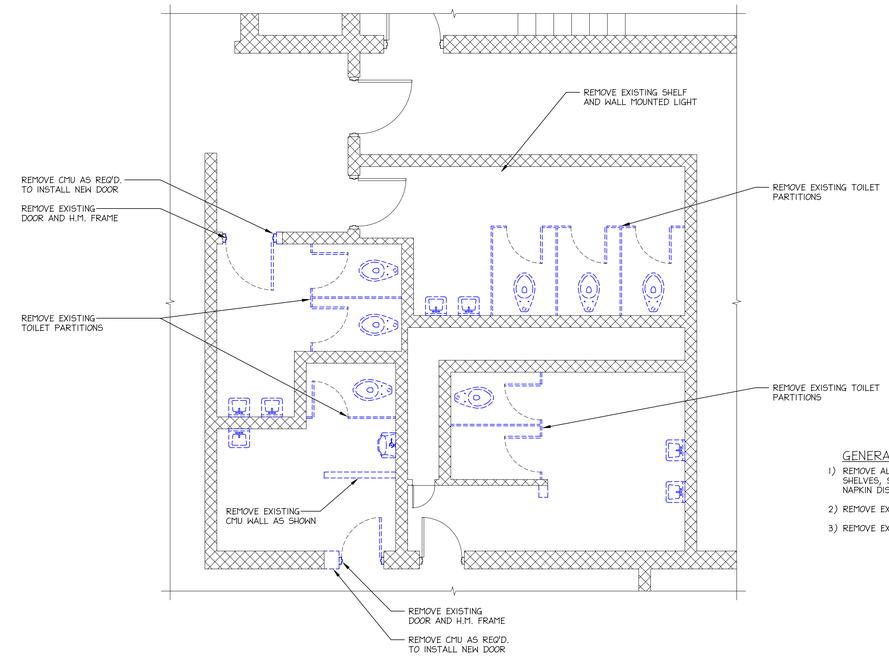

NORTH

ENLARGED DEMO PLAN

SCALE: ¼"=1'-0"

GENERAL DEMOLITION NOTES:

1) REMOVE ALL ROOM ACCESSORIES, INCLUDING MIRRORS, SHELVES, SOAP, PAPER TOWEL, AND SANITARY NAPKIN DISPENSERS.
2) REMOVE EXISTING VINYL COVE BASE.
3) REMOVE EXISTING MOSAIC TILE FLOOR.

LEGEND

- EXISTING ITEMS/CONSTRUCTION
- NEW ITEMS/CONSTRUCTION
- ITEMS TO REMOVE/DEMO

PREPARED FOR:

DAILEY ENGINEERING, INC.
8485 STEPHENSON ROAD
ONSTED, MI 49265

PH. # (517) 467-9000
FAX # (517) 467-9010
EMAIL - todddailey@me.com

HUDSON AREA SCHOOLS
HUDSON HIGH SCHOOL / MIDDLE SCHOOL
771 NORTH MAPLE GROVE AVENUE
HUDSON, MICHIGAN 49247

DRAWN BY: M. FOWLER	CHK'D. BY: TA DAILEY	APP'D. BY:

ENLARGED RESTROOM PLANS

DATE: 03/09/2012	REV.: 0	DRAWING NO. 200-A2.8
SCALE: 1/4" = 1'-0"		

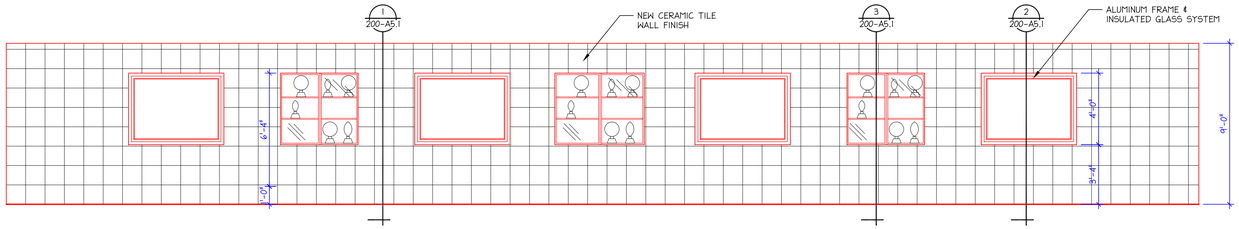

1 200-A3.1 SMALL COURTYARD EAST INTERIOR ELEVATION
SCALE: 1/4"=1'-0"
(WEST ELEVATION OPPOSITE HAND)

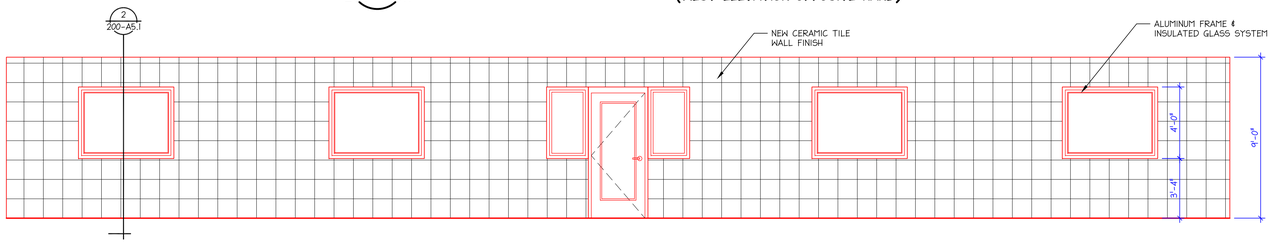

3 200-A3.1 LARGE COURTYARD WEST INTERIOR ELEVATION
SCALE: 1/4"=1'-0"

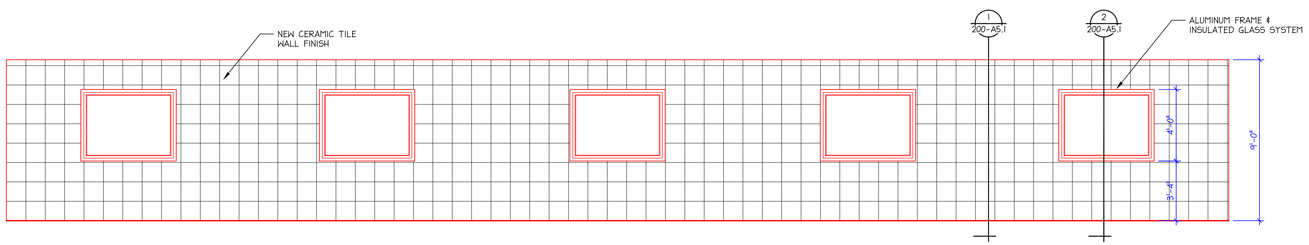

4 200-A3.1 LARGE COURTYARD EAST INTERIOR ELEVATION
SCALE: 1/4"=1'-0"

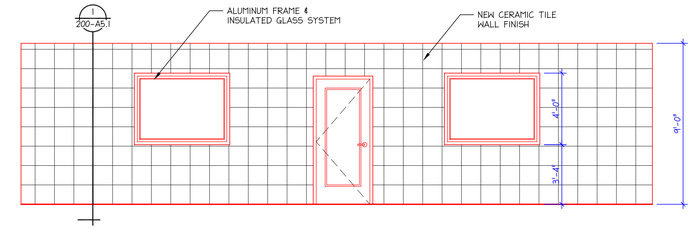

2 200-A3.1 SMALL COURTYARD SOUTH INTERIOR ELEVATION
SCALE: 1/4"=1'-0"

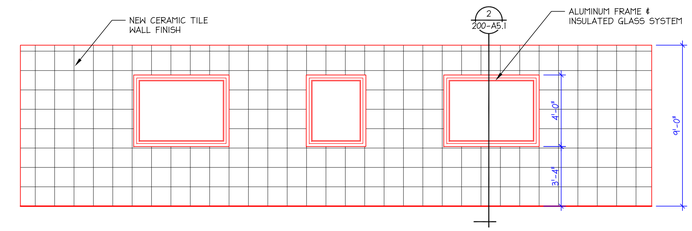

5 200-A3.1 SMALL COURTYARD NORTH INTERIOR ELEVATION
SCALE: 1/4"=1'-0"

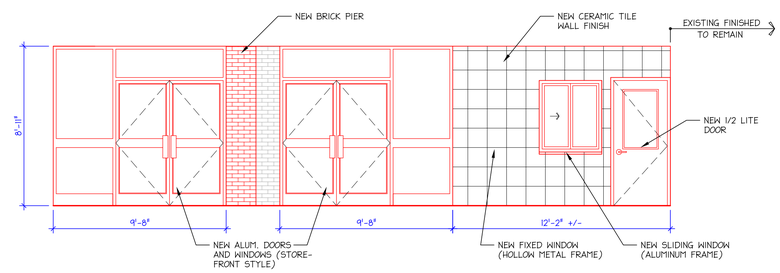

6 200-A3.1 CORRIDOR ELEVATION AT MAIN ENTRANCE
SCALE: 1/4"=1'-0"

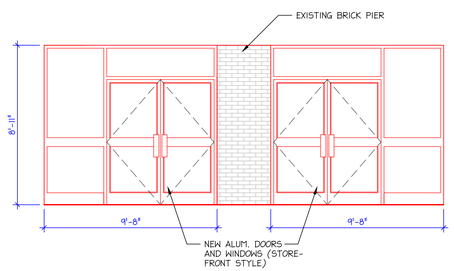

7 200-A3.1 VESTIBULE ELEVATION AT MAIN ENTRANCE
SCALE: 1/4"=1'-0"

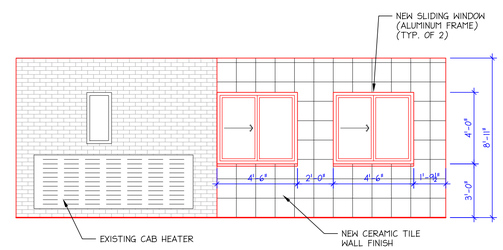

8 200-A3.1 VESTIBULE ELEVATION AT ADMINISTRATION AREA
SCALE: 1/4"=1'-0"

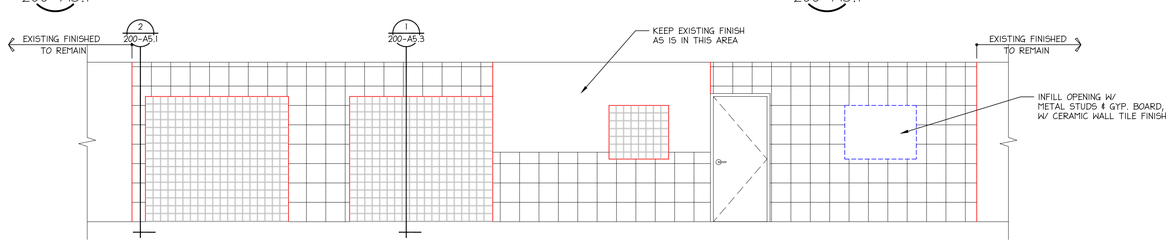

9 200-A3.1 VESTIBULE ELEVATION AT KITCHEN/CAFETERIA AREA
SCALE: 1/4"=1'-0"

PREPARED FOR:

DAILEY ENGINEERING, INC.
8485 STEPHENSON ROAD
ONSTED, MI 49265

PH. # (517) 467-9000
FAX # (517) 467-9010
EMAIL - todddailey@me.com

HUDSON AREA SCHOOLS
HUDSON HIGH SCHOOL / MIDDLE SCHOOL
771 NORTH MAPLE GROVE AVENUE
HUDSON, MICHIGAN 49247

DRAWN BY: M. FOWLER	CHK'D. BY: TA DAILEY	APP'D. BY:

INTERIOR ELEVATIONS

DATE: 03/09/2012	REV.: 0	DRAWING NO. 200-A3.1
SCALE: 1/4" = 1'-0"		

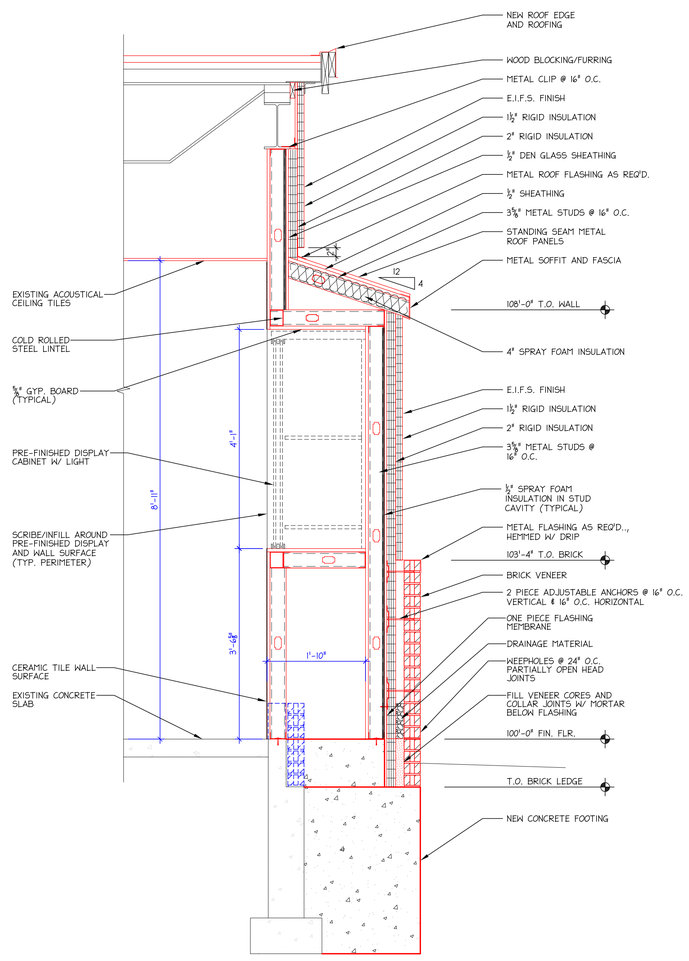

3 WALL SECTION @ DISPLAY
200-A5.1 SCALE: ¾"=1'-0"

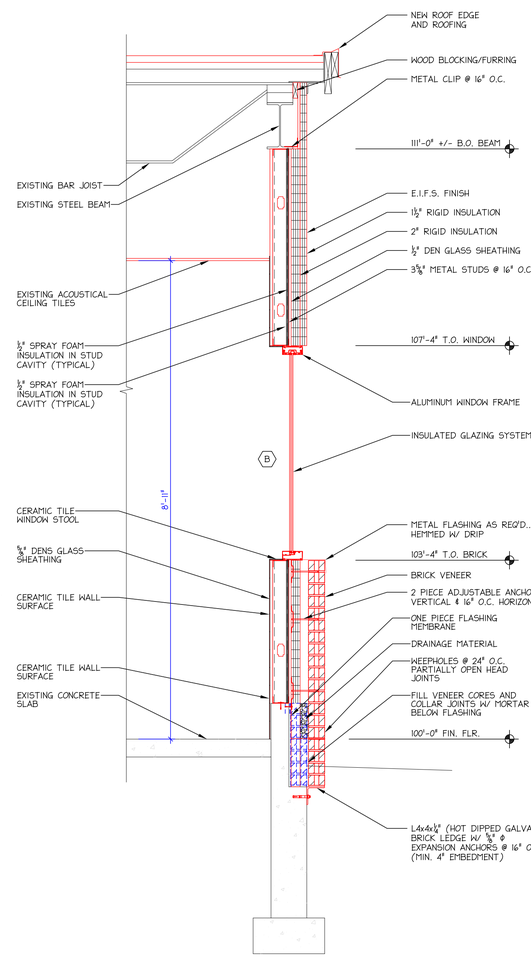

2 CORRIDOR WALL SECTION @ WINDOW
200-A5.1 SCALE: ¾"=1'-0"

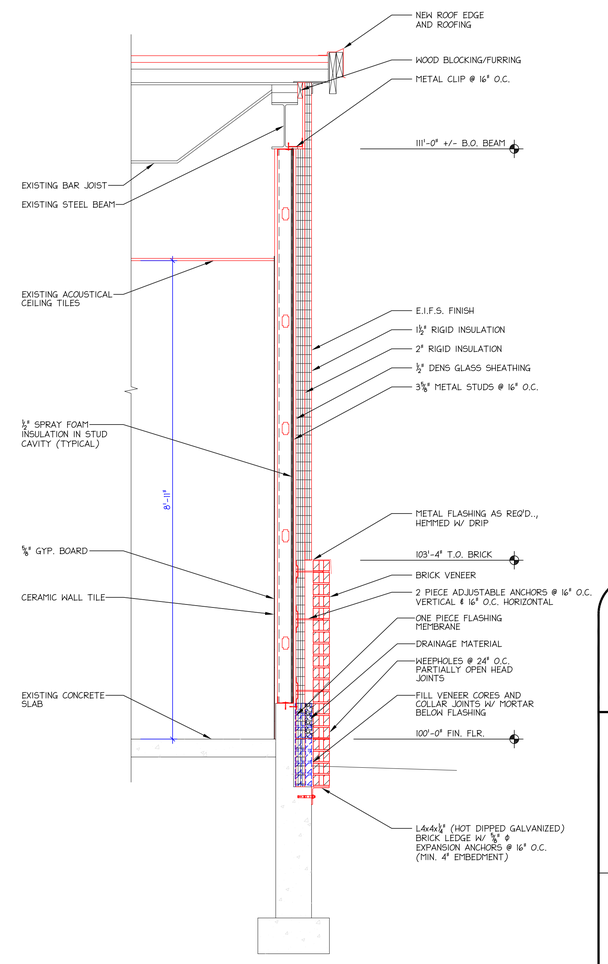

1 TYPICAL CORRIDOR WALL SECTION
200-A5.1 SCALE: ¾"=1'-0"

PREPARED FOR:

Hudson Area Schools

DAILEY ENGINEERING, INC.
8485 STEPHENSON ROAD
ONSTED, MI 49265

PH. # (517) 467-9000
FAX # (517) 467-9010
EMAIL - todddailey@me.com

HUDSON AREA SCHOOLS
HUDSON HIGH SCHOOL / MIDDLE SCHOOL
771 NORTH MAPLE GROVE AVENUE
HUDSON, MICHIGAN 49247

DRAWN BY: M. FOWLER	CHK'D. BY: TA DAILEY	APP'D. BY:

COURTYARD WALL DETAILS

DATE: 03/09/2012	REV.: 0	DRAWING NO. 200-A5.1
SCALE: 3/4" = 1'-0"		

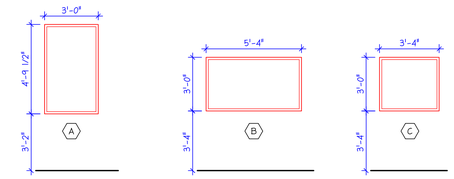

WINDOW TYPES

NOTE: WINDOW REMOVAL WILL BE BY OTHERS
(ASBESTOS ABATEMENT CONTRACTOR)

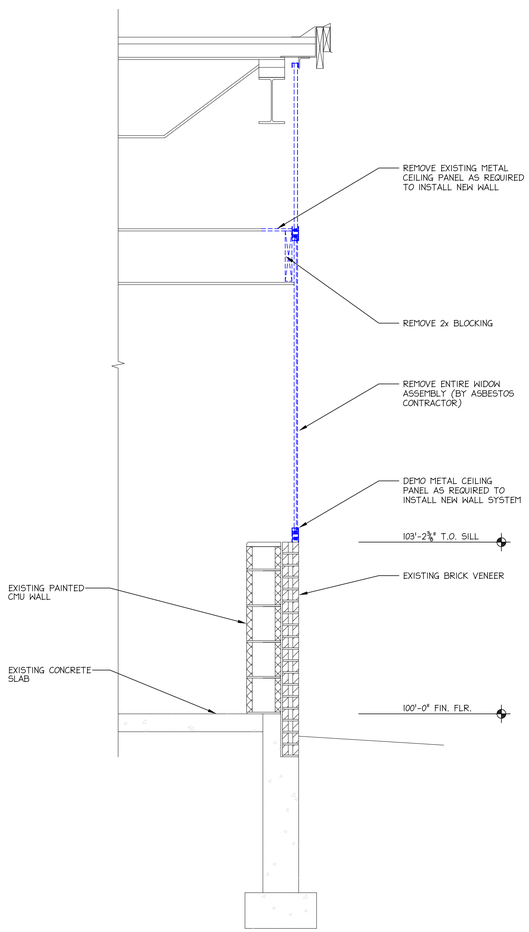

3 DEMO CLASSROOM WALL SECTION
200-A5.2 SCALE: 3/4"=1'-0"

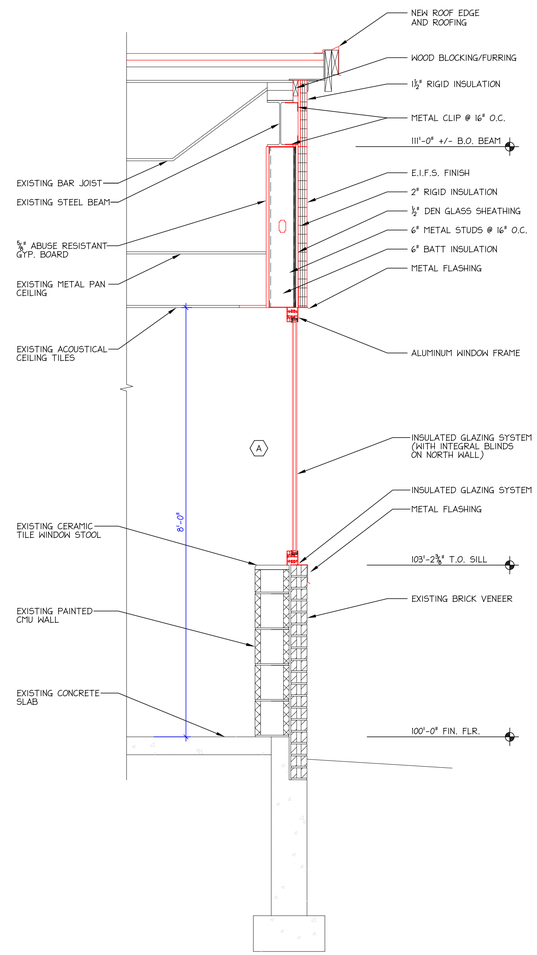

2 TYPICAL CLASSROOM WALL SECTION @ WINDOW
200-A5.2 SCALE: 3/4"=1'-0"

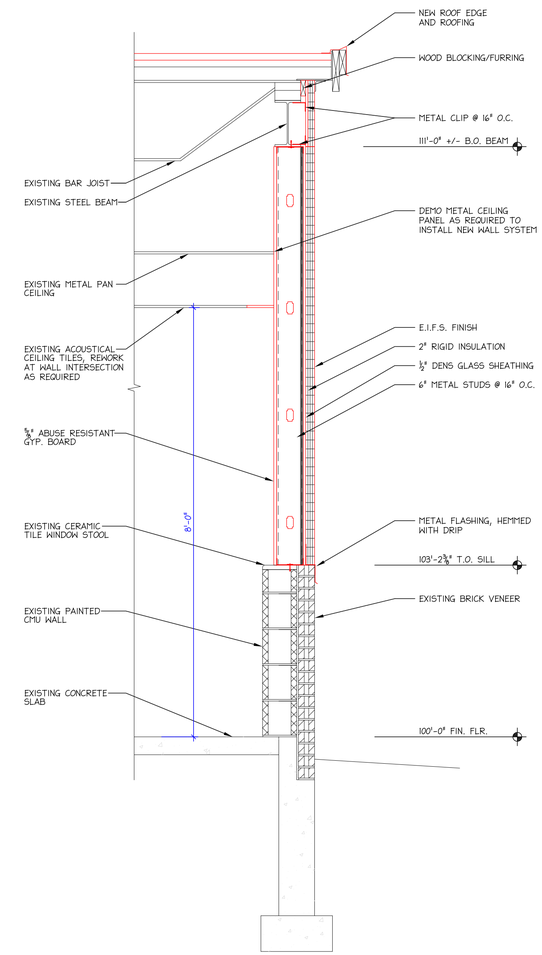

1 TYPICAL CLASSROOM WALL SECTION
200-A5.2 SCALE: 3/4"=1'-0"

PREPARED FOR:

DAILEY ENGINEERING, INC.
8485 STEPHENSON ROAD
ONSTED, MI 49265

PH. # (517) 467-9000
FAX # (517) 467-9010
EMAIL - todddailey@me.com

HUDSON AREA SCHOOLS
HUDSON HIGH SCHOOL / MIDDLE SCHOOL
771 NORTH MAPLE GROVE AVENUE
HUDSON, MICHIGAN 49247

DRAWN BY: M. FOWLER	CHK'D. BY: TA DAILEY	APP'D. BY:

COURTYARD WALL DETAILS

DATE: 03/09/2012	REV.: 0	DRAWING NO. 200-A5.2
SCALE: 3/4" = 1'-0"		

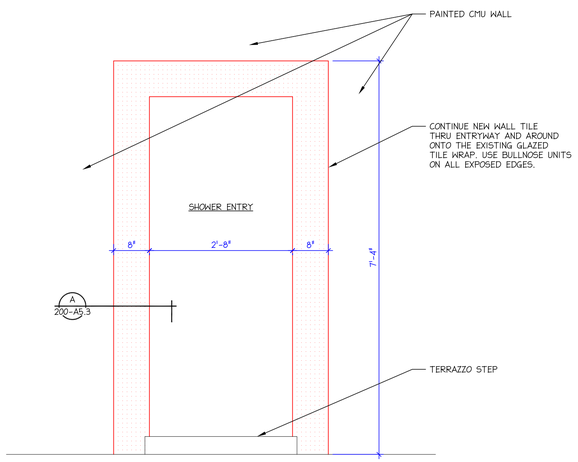

4 200-A5.3 ELEVATION @ SHOWER ROOM ENTRY
SCALE: ¾"=1'-0"

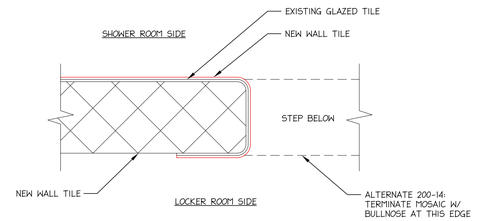

A 200-A5.3 JAMB SECTION
SCALE: 1½"=1'-0"

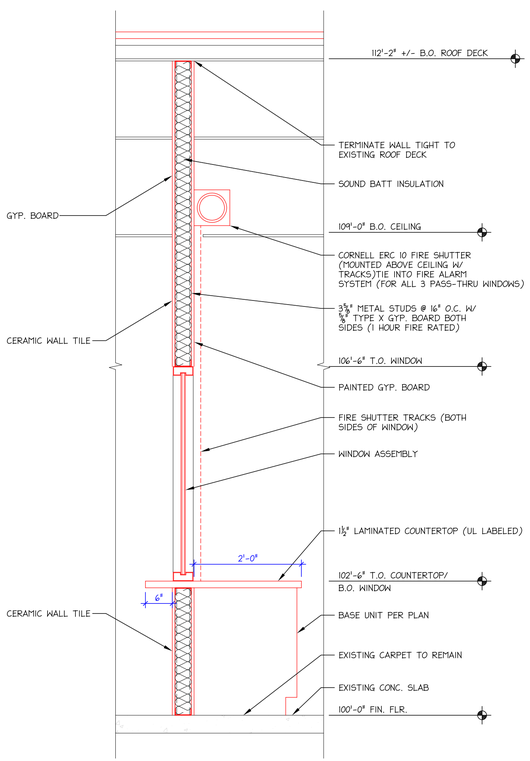

4 200-A5.3 VESTIBULE/ RECEPTION PASS-THRU DETAIL
SCALE: ¾"=1'-0"

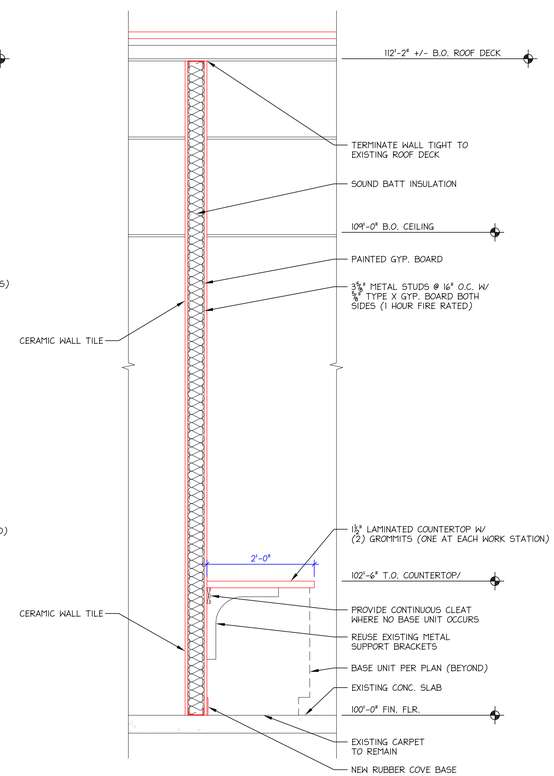

3 200-A5.3 VESTIBULE/ RECEPTION WALL DETAIL
SCALE: ¾"=1'-0"

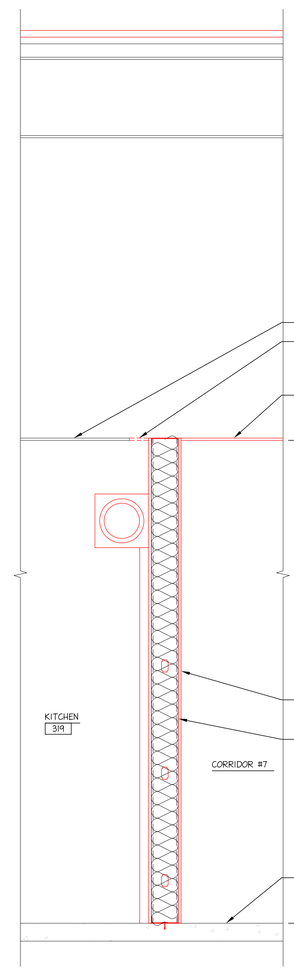

2 200-A5.3 WALL DETAIL (JAMB)
SCALE: ¾"=1'-0"

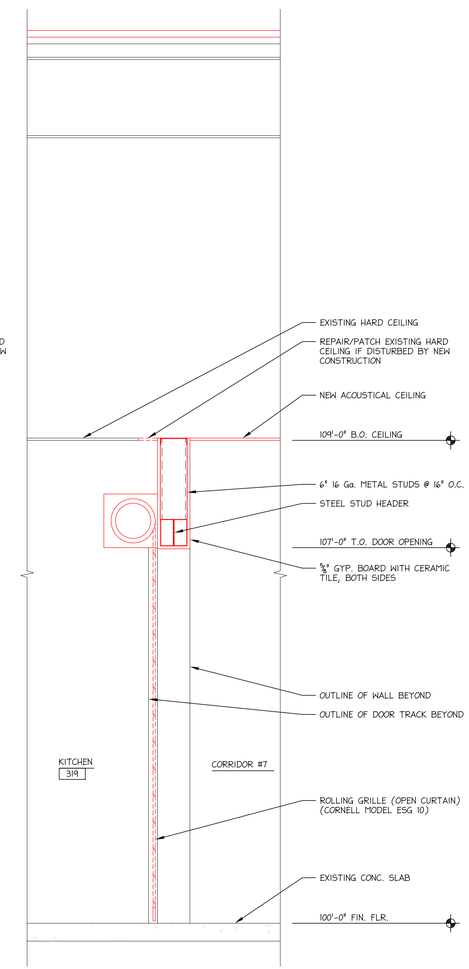

1 200-A5.3 KITCHEN DOORS HEAD DETAIL
SCALE: ¾"=1'-0"

PREPARED FOR:

DAILEY ENGINEERING, INC.
8485 STEPHENSON ROAD
ONSTED, MI 49265
PH. # (517) 467-9000
FAX # (517) 467-9010
EMAIL - todddailey@me.com

HUDSON AREA SCHOOLS
HUDSON HIGH SCHOOL / MIDDLE SCHOOL
771 NORTH MAPLE GROVE AVENUE
HUDSON, MICHIGAN 49247

DRAWN BY: M. FOWLER	CHK'D. BY: TA DAILEY	APP'D. BY:

INTERIOR WALL DETAILS

DATE: 03/09/2012	REV.: 0	DRAWING NO. 200-A5.3
SCALE: 3/4" = 1'-0"		

DOOR SCHEDULE

DOOR NO.	SIZE (WIDTH x HEIGHT)	DOORS TYPE	DOORS MATERIAL	DOORS FINISH	FRAMES MATERIAL	FRAMES FINISH	HARDWARE KEYED ENTRY 1	LOCK SET 2	CLOSER 3	HINGES 4	PANIC GEAR 5	WEATHER STRP. 6	SWEEPS 7	MULLION 8	PASS SET 9	PUSH/PULL PLATE 10	PRIVACY SET 11	WALL STOP 12	DEAD BOLT 13	KICK PLATES 14	THRESHOLD A/S	FIRE RATING (HOURS)	HARDWARE SET	REMARKS
101-1	(2) 3'-0"x7'-0"	A	AL	AN	AL	AN		2	3	4	5		7	8		10					A	-	AV	9'-8"x8'-11" M.O., NOTE A, F
101-2	(2) 3'-0"x7'-0"	A	AL	AN	AL	AN		2	3	4	5		7	8		10					A	-	AV	9'-8"x8'-11" M.O., NOTE A
101-3	(2) 3'-0"x7'-0"	A	AL	AN	AL	AN		2	3	4	5					10						-	AH	NEW DOOR SYSTEM, NOTE F
101-4	(2) 3'-0"x7'-0"	A	AL	AN	AL	AN		2	3	4	5					10						-	AH	NEW DOOR SYSTEM
102-1	3'-0"x7'-0"	C	HM	PT	HM	PT		2	3	4								12				1/3	AA	NEW DOOR SYSTEM
102-2								2															D	
102-3								2		4													B	
103-1								2	3	4													A	
104-1								2		4													B	
104-2								2															D	
104-3																						-	NOTE D	
105-1								2															D	
106-1								2															D	
107-1								2		4													B	
108-1								2		4													B	
109-1								2															D	
110-1																						-	NOTE D	
111-1								2															D	
111-2								2															D	
112-1								2															D	
113-1								2															D	
114-1								2															D	
115-1								2															D	
115-2									3														O	
116-1	(2)3'-4"x6'-8"	H	HMS	PT				2	3	4	5			8								1½	AB	NOTE C
116-2	(2)3'-4"x6'-8"	H	HMS	PT				2	3	4	5			8								1½	AB	NOTE C
116-3	(2)3'-0"x7'-0"	H	HMS	PT				2	3	4	5			8						14		1½	AZ	NOTE C
116-4	(2)3'-0"x7'-0"	H	HMS	PT				2	3	4	5			8						14		1½	AZ	NOTE C
116-5	3'-0"x6'-8"	F	HMS	PT				2	3	4												-	AC	3'-4"x6'-8½" M.O. NOTE A
116-6																						-	NOTE D	
116-7								2	3														K	
116-8								2															D	
116-10																			13				P	
117-1	3'-0"x6'-8"	F	HMS	PT	HM	PT		2	3	4												1½	AC	3'-4"x6'-8'-11" M.O. NOTE A
117-2								2															D	
117-3	3'-0"x6'-8"	F	HMS	PT	HM	PT		2		4												-	B	3'-4"x6'-6'-10" M.O. NOTE A
117-4								2															D	
117-5								2															Q	
117-6								2															D	
117-7																						-	NOTE D	
117-8	3'-0"x7'-0"	F	HMS	PT				2		4										14		1½	BB	3'-4"x7'-2" M.O. NOTE C
117-9																						-	NOTE D	
117-10								2															D	
119-1								2	3	4						10			13	14			AD	
119-2								2															D	
119-3								2															D	
119-4								2															Q	
119-5								2															Q	
119-6										4					9								N	
119-7								2		4													B	
119-8																						-	NOTE D	
119-9																						-	NOTE D	
119-10																						-	NOTE D	
120-1								2	3	4						10			13				R	NOTE G
121-1	3'-0"x6'-8"	E	HM	PT	HM	PT		2	3	4									13				AE	NOTE A, 3'-4"x8'-0" MO
122-1	3'-0"x6'-8"	E	HM	PT	HM	PT		2	3	4									13				AE	NOTE A, 3'-4"x8'-0" MO
123-1								2	3	4						10			13				R	NOTE G
124-1									3			6	7										AG	
124-2								2															D	
124-3									3		5					10							AF	
125-1	(2)3'-0"x7'-0"	I					I		3	4	5		7	8		10					A	-	AV	18'-0"x10'-0" OPENING NOTE A, F
126-1								2	3														J	
128-1								2		4													B	
128-2								2		4													B	
129-1								2		4													B	
130-1	3'-0"x7'-0"	F	HMS	PT				2	3	4										14		1½	BA	NOTE C
132-1																10			13				S	
133-1								2		4													B	
133-2								2															D	
133-3								2															D	
134-1								2		4													B	
135-1								2															D	
137-1	3'-0"x7'-0"	F	HMS	PT				2	3	4										14		3/4	BA	NOTE C
139-1								2															D	
140-1																10			13				S	
141-1								2	3														J	
141-2								2	3														J	
141-3																						-	NOTE D	
141-4	(2)3'-0"x7'-0"	H	HMS	PT				2	3	4	5			8						14		-	AH	NOTE C

DOOR SCHEDULE

DOOR NO.	SIZE (WIDTH x HEIGHT)	DOORS TYPE	DOORS MATERIAL	DOORS FINISH	FRAMES MATERIAL	FRAMES FINISH	HARDWARE KEYED ENTRY 1	LOCK SET 2	CLOSER 3	HINGES 4	PANIC GEAR 5	WEATHER STRP. 6	SWEEPS 7	MULLION 8	PASS SET 9	PUSH/PULL PLATE 10	PRIVACY SET 11	WALL STOP 12	DEAD BOLT 13	KICK PLATES 14	THRESHOLD A/S	FIRE RATING (HOURS)	HARDWARE SET	REMARKS
141-5	3'-0"x7'-0"	G	HM	PT	HM	P		2	3	4	5			8						14		1½	AZ	NOTE C
141-6	3'-0"x7'-0"	G	HM	PT	HM	P		2	3	4	5			8						14		1½	AZ	NOTE C
142-1	(2)4'-0"x7'-0"	H	HMS	PT	HM	P		2	3	4						10			13			-	AI	NOTE C
143-1								2															C	
143-2								2															D	
144-1																						-	NOTE D	
144-2																						-	NOTE D	
146-1								2															C	
147-1																						-	NOTE D	
147-2																						-	NOTE D	
148-1								2											13				I	
149-1								2											13				I	
150-1								2	3														J	
151-1								2	3														J	
200-1								2		4													T	
201-1								2	3	4													A	
202-1								2	3	4													A	
203-1								2	3	4													A	
204-1								2	3	4													A	
205-1								2	3	4													A	
206-1								2	3	4													A	
207-1								2	3	4													A	
208-1								2															E	
209-1								2															E	
210-1								2															E	
210-2								2	3	4													A	
210-3								2															V	
211-1								2															E	
211-2								2															D	
211-3								2															D	
212-1								2															E	
212-2								2															U	
213-1								2															E	
213-2								2															D	
213-3								2															D	
214-1								2															E	
214-2								2															V	
215-1								2															E	
216-1								2															G	
217-1								2															G	
218-1								2															G	
219-1								2															G	
220-1								2															E	
220-2								2															C	
221-1								2															C	
222-2								2															AP	
223-1																				13			I	
224-1																				13			I	
225-1																				13			I	
226-1																				13			I	
227-1								2	3														K	
228-1								2		4													T	
228-2								2		4													T	
229-1	3'-0"x7'-0"	E	HM	PT	HM	PT		2	3	4						10			13		-	R	NOTE H	
230-1	3'-0"x7'-0"	E	HM	PT	HM	PT		2	3	4						10			13		-	R	3'-4" x 9'-0" M.O. - NOTE A, H	
231-1								2	3														K	
301-1								2	3	4													A	
301-2									3	4													AJ	
301-3								2															D	
301-4								2															D	
301-5								2		4													B	
301-6								2															C	
301-7								2															C	
301-8								2		4													B	
301-9								2		4													B	
301-10								2															D	
301-11								2															D	
301-12								2															D	
301-13								2															D	
302-1								2	3	4													A	
302-2	3'-0"x7'-0"	J	AL	AN	AL	AN			3	4	5		7								A	-	AX	NOTE B 3'-4"x7'-2" MO
304-1								2	3	4													A	
304-2								2	3	4													A	

** NOTE: ALL DOORS ARE EXISTING UNLESS NOTED OTHERWISE.

DOOR SCHEDULE

DOOR NO.	SIZE (WIDTH x HEIGHT)	DOORS TYPE	DOORS MATERIAL	DOORS FINISH	FRAMES MATERIAL	FRAMES FINISH	HARDWARE KEYED ENTRY 1	LOCK SET 2	CLOSER 3	HINGES 4	PANIC GEAR 5	WEATHER STRP. 6	SWEEPS 7	MULLION 8	PASS SET 9	PUSH/PULL PLATE 10	PRIVACY SET 11	WALL STOP 12	DEAD BOLT 13	KICK PLATES 14	THRESHOLD A/S	FIRE RATING (HOURS)	HARDWARE SET	REMARKS
305-1								2	3	4													A	
306-1								2	3	4													A	
306-2								2	3														J	
306-3								2	3														K	
307-1								2	3	4													A	
307-2								2	3														K	
307A-1								2	3														J	
308-1								2		4													B	
308-2								2															V	
309-1								2		4													B	
309-2								2	3	4													A	
310-1								2															E	
310-2								2															E	
310-3								2															D	
311-1								2															E	
312-1								2															E	
313-1								2															E	
314-1								2															E	
315-1								2	3	4													F	
316-1								2	3														K	
316-2	(2) 3'-0"X7'-0"	K	HM	PT	HM	PT		2	3	4		6	7								A		AK	6'-4"x12'-0" M.O. NOTE A
317-1								2	3	4													A	
318-1								2	3							10				13			W	
319-1		D					1	2														-		4'-0"X3'-8" MO NEW ROLLING SHUTTER
319-2								2															D	
319-3								2		4													B	NOTE F
319-4								2															D	
319-5		D						2														-		9'-8"X9'-0" MO NEW ROLLING SHUTTER
319-6		D						2														-		9'-8"X9'-0" MO NEW ROLLING SHUTTER
320-1								2	3	4													A	
320-2																								NOTE D
320-3								2															D	
320-4								2															C	
321-1								2	3	4													A	NOTE G
322-1								2	3	4						10				13			X	
323-1								2	3	4						10				13			X	NOTE G
324-1								2		4													Y	
325-1	3'-0"x7'-0"	F	HM	PT	HM	PT		2	3	4												3/4	AC	NOTE A
326-1								2	3														J	
401															9								M	
402								2															AP	
403								2		4													B	
404								2		4													B	
405																						-	NOTE D	
406								2															D	
407								2															D	
408															9								M	
409								2		4													B	
410								2															AP	
411										4							11						L	
412																						-	NOTE D	
413								2															H	
COR-1								2	3														Z	
COR-2								2	3														Z	
COR-3								2	3														Z	
EX-1								2															D	
EX-2								2				6	7										AL	
EX-3								2															BC	
EX-4																							-	NOTE D
EX-6																							-	NOTE D
EX-7							1	2	3	4													AN	NOTE F
EX-8								2		4													AO	
EX-10	3'-0"x7'-0"	B	HM	PT	HM	PT		2	3			6	7								A	-	AQ	NEW DOOR SYSTEM
EX-11	3'-0"x7'-0"	B	HM	PT	HM	PT		2	3			6	7								A	-	AQ	NEW DOOR SYSTEM
EX-13									3														AM	
EX-14								2				6	7										AL	
EX-40	3'-0"x6'-8"	B	HMS	PT			1	2	3	4	5	6	7								A	-	AT	NOTE C, F
EX-41	3'-0"x6'-8"	B	HMS	PT				2	3	4	5	6	7								A	-	AR	NOTE C
EX-42	3'-0"x6'-8"	B	HMS	PT				2	3	4		6	7								A	-	AS	NOTE C
EX-43	3'-0"x6'-8"	B	HMS	PT			1	2	3	4	5	6	7								A	-	AT	NOTE C, F
EX-44	(2) 3'-0"x7'-0"	H	HM	PT				2	3	4	5	6	7	8							A	-	AU	NOTE C
EX-45	3'-0"x6'-8"	B	HM	PT	HM	PT	1	2	3	4	5	6	7								A	-	AT	NOTE A, F

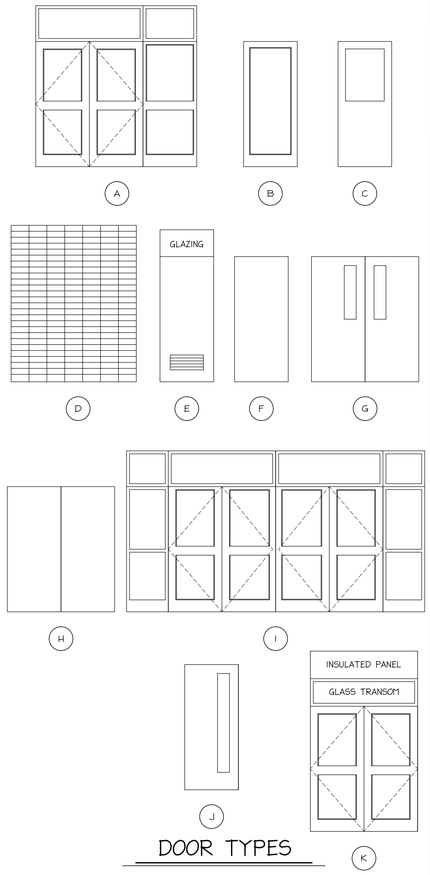

DOOR TYPES

ABBREVIATIONS & LEGEND

DOOR AND FRAME MATERIALS

- AL ALUMINUM
- HM HOLLOW METAL
- WD WOOD
- HMS HOLLOW METAL STIFFENED

THRESHOLDS

- A ACCESSABLE, FLAT W/SWEEP
- S STANDARD - LIPPED
- MO MASONRY OPENING

DOOR AND FRAME FINISH

- PT PAINTED
- AN ANODIZED
- HM HOLLOW METAL

NOTES

A) REMOVE & REPLACE EXISTING DOOR, FRAME, SIDELIGHTS, TRANSOMS, ETC.
B) REMOVE EXISTING WINDOW AND LOWER MASONRY WALL TO INSTALL NEW DOOR
C) REMOVE AND REPLACE EXISTING DOORS, EXISTING FRAME TO REMAIN.
D) NO WORK ON THIS DOOR.
E) MATCH STYLE OF ADJACENT DOOR 301-2.
F) DOOR WILL/DOES HAVE ELECTRIFIED STRIKE. COORDINATE WITH SECURITY CONTRACTOR. SEE DRAWINGS 200-E3.1 AND 200-E3.2.
G) SEE DWG. 200-A2.8, NOTE #2.
H) IN LIEU OF GLAZING, INCLUDE SPANDREL PANELS, FLUSH WITH EXTERIOR OF FRAME.

PREPARED FOR:

Hudson Area Schools

DAILEY ENGINEERING, INC.
8485 STEPHENSON ROAD
ONSTED, MI 49265

PH. # (517) 467-9000
FAX # (517) 467-9010
EMAIL - todddailey@me.com

HUDSON AREA SCHOOLS
HUDSON HIGH SCHOOL / MIDDLE SCHOOL
771 NORTH MAPLE GROVE AVENUE
HUDSON, MICHIGAN 49247

DRAWN BY: M. FOWLER | CHK'D. BY: TA DAILEY | APP'D. BY:

DOOR SCHEDULE & DETAILS

DATE: 03/09/2012 | REV.: 0 | DRAWING NO. **200-A6.1**
SCALE: NONE

ROOM FINISH SCHEDULE (NOTE #1)

ROOM NO.	ROOM NAME	FLOORS: EXISTING VCT	FLOORS: EPOXY PAINT (NOTE #8)	FLOORS: RESTORE EXIST. TERRAZZO (NOTE #15)	FLOORS: NEW MOSAIC TILE	FLOORS: FLOOR CARPET	WALLS: PAINTED GYP. BOARD	WALLS: NEW CERAMIC WALL TILE	WALLS: PAINTED CMU	WALLS: EXISTING BRICK	BASE: NEW 4" RUBBER COVE	BASE: NEW MOSAIC SANITARY	CEILING: REPAINT EXISTING HARD CEILING	CEILING: NEW 2x2 ACOUSTICAL TILE	CEILING: NEW 2x4 ACOUSTICAL TILE	CEILING: EXIST 2X4 ACOUSTICAL TILE	CEILING: EXISTING DECK	CEILING: EXIST. 1x3 ACOUSTICAL METAL TILE	CEILING: MOISTURE RES. SHOWER RM. FINISH	CEILING HEIGHT	NOTES
		1	2	3	4	4A	5	6	7	8	9	10	11	12	13	14	15	16	17		
101	VESTIBULE					4A		6		8	9				13	14				9'-0"	NOTE #5, 24
102	ADMINISTRATION						5				9					14				9'-0"	NOTE #25
103	ADMINISTRATION																				NOTE #6
104	OFFICE																				NOTE #6
104A	RESTROOM																				NOTE #10
105	OFFICE																				NOTE #6
106	OFFICE																				NOTE #6
107	OFFICE																				NOTE #6
108	OFFICE																				NOTE #6
109	STORAGE																				NOTE #6
110	BATHROOM																				NOTE #10
111	BOOK STORAGE																				NOTE #6
112	OFFICE																				NOTE #6
113	OFFICE																				NOTE #6
114	COUNSELING																				NOTE #6
115	MEDIA CENTER																				NOTE #6
116	M.S. GYM																				NOTE #6
117	BOY'S LOCKER RM.			3				6				10							17		NOTE #6
117A	SHOWER ROOM																			7'-9"	NOTE #12, 16
118	STAGE																				NOTE #6
119	GIRL'S LOCKER RM.			3				6				10									NOTE #6
119A	SHOWER ROOM				4			6				10							17	7'-9"	NOTE #12, 16
120	BOY'S				4			6				10								9'-0"	NOTE #17, 18, 19
121	UNISEX				4			6				10								9'-0"	NOTE #17, 19
122	UNISEX				4			6				10								9'-0"	NOTE #17, 19
123	GIRL'S																			9'-0"	NOTE #17, 19
124	SCIENCE OLYMPIAD																				NOTE #6
125	ENTRY																				NOTE #6
126	MECHANICAL																				NOTE #6
127	SHOWERS																				NOTE #6
128	LOCKER ROOM																				NOTE #6
129	OFFICE																				NOTE #6
130	GIRL'S																				NOTE #6
131	LOCKER ROOM																				NOTE #6
132	STORAGE																				NOTE #6
133	TRAINING																				NOTE #6
134	BOY'S																				NOTE #6
135	OFFICE																				NOTE #6
136	LOCKER ROOM																				NOTE #6
137	LOCKER ROOM																				NOTE #6
138	SHOWERS																				NOTE #6
139	PUMP ROOM																				NOTE #6
140	STORAGE																				NOTE #6
141	H.S. GYM	1																			NOTE #1, 13
142	STORAGE																				NOTE #6
143	CONCESSIONS																				NOTE #6
144	ENTRY																				NOTE #6
145	LOBBY																				NOTE #6
146	TICKETS																				NOTE #6
147	ENTRY																				NOTE #6
148	WOMEN'S																				NOTE #6
149	MEN'S																				NOTE #6
150	JANITOR																				NOTE #6
151	JANITOR																				NOTE #6
	CORRIDOR 1																15			VARIES	NOTE #6, 21
	CORRIDOR 2																15			VARIES	NOTE #6, 20
	CORRIDOR 3	1													13					8'-0" & 9'-0"	NOTE #5, 11, 22
	CORRIDOR 4	1													13					9'-0"	NOTE #5, 23
	CORRIDOR 5	1						6							13					9'-0"	NOTE #5, 11, 14, 23
	CORRIDOR 6	1						6							13					8'-0" & 9'-0"	NOTE #5, 11, 14
	CORRIDOR 7	1						6							13					8'-0" & 9'-0"	NOTE #5, 11, 14, 26
	CORRIDOR 8	1						6							13					9'-0"	NOTE #5, 11, 14

ROOM FINISH SCHEDULE (NOTE #1)

ROOM NO.	ROOM NAME	FLOORS: EXISTING VCT	FLOORS: EPOXY PAINT (NOTE #8)	FLOORS: RESTORE EXIST. TERRAZZO (NOTE #15)	FLOORS: NEW MOSAIC TILE	FLOORS: NEW CERAMIC TILE	WALLS: PAINTED GYP. BOARD	WALLS: NEW CERAMIC WALL TILE	WALLS: PAINTED CMU	WALLS: EXISTING BRICK	BASE: NEW 4" RUBBER COVE	BASE: NEW CERAMIC SANITARY	BASE: NEW MOSAIC SANITARY	CEILING: REPAINT EXISTING HARD CEILING	CEILING: NEW 2x2 ACOUSTICAL TILE	CEILING: NEW 2x4 ACOUSTICAL TILE	CEILING: EXIST 2X4 ACOUSTICAL TILE	CEILING: EXISTING DECK	CEILING: EXIST. 1x3 ACOUSTICAL METAL TILE	CEILING HEIGHT	NOTES
		1	2	3	4	4B	5	6	7	8	9	10	10A	11	12	13	14	15	16		
200	ISOLATION															13				9'-0"	NOTE #7
201	STAFF ROOM	1					5		7		9						14			9'-0"	NOTE #2 & 4
202	SPECIAL ED.	1					5		7							13				9'-0"	NOTE #2 SIM. & 7
203	H.S. S.S.	1															14			8'-9"	NOTE #4
204	H.S. MATH	1															14			8'-9"	NOTE #4
205	M.S. MATH	1															14			8'-9"	NOTE #4
206	HS/MS HEALTH	1															14			8'-9"	NOTE #4
207	M.S. ENGLISH	1															14			8'-9"	NOTE #4
208	VACANT																				NOTE #6
209	6th. GRADE																				NOTE #6
210	6th. GRADE	1					5		7		9						14			8'-0"	NOTE #2 & 4
211	H.S. SCIENCE																				NOTE #6
212	M.S. S.S.	1					5		7		9						14			8'-0"	NOTE #2 & 4
213	M.S. SCIENCE																				NOTE #6
214	M.S. TECH ED	1					5		7		9						14			8'-0"	NOTE #2 & 4
215	M.S. H.S. S.S.																				NOTE #6
216	H.S. SPEC. ED.	1					5		7		9						14			9'-0"	NOTE #2 & 4
217	H.S. SPEC. ED.	1					5		7		9						14			9'-0"	NOTE #2 & 4
218	CONFERENCE																14			9'-0"	NOTE #4
219	OFFICE																14			9'-0"	NOTE #4
220	NURSE																				NOTE #6
221	OFFICE																				NOTE #6
222	OFFICE																				NOTE #6
223	MEN'S																				NOTE #6
224	WOMEN'S																				NOTE #6
225	MEN'S																				NOTE #6
226	WOMEN'S																				NOTE #6
227	STORAGE																			9'-0"	NOTE #6
228	OFFICE															13				9'-0"	NOTE #7
229	WOMEN'S					4B		6					10A		12					8'-6"	NOTE #12, 19
230	MEN'S					4B		6					10A		12					8'-6"	NOTE #12, 19
301	BAND															13			16	13'-0"	NOTE #5, 7
301A	BAND STORAGE															13			16	9'-0"	NOTE #5, 7
302	MULTI-PURPOSE																14			10'-9"	NOTE #4
304	MULTI-PURPOSE																				NOTE #6
305	TITLE I	1					5		7		9						14			9'-0"	NOTE #2, 3, & 4
306	H.S. ART	1															14			8'-9"	NOTE #4
307	H.S. SCIENCE	1															14			8'-9"	NOTE #4
308	M.S./H.S. LANGUAGE	1					5		7		9						14			8'-2" & 9'-0"	NOTE #2 & 4
309	M.S./H.S. BUSINESS	1					5		7		9						14			9'-0"	NOTE #2 & 4
310	H.S. CHEMISTRY																				NOTE #6
311	H.S. ENGLISH																				NOTE #6
312	H.S. MATH																				NOTE #6
313	H.S. ENGLISH																				NOTE #6
314	VACANT																				NOTE #6
315	COPY & STORAGE																				NOTE #6
316	FAN ROOM																				NOTE #6
317	STORAGE																	15		12'-2"	NOTE #6
318	STORAGE																				NOTE #6
319	KITCHEN																			9'-1"	NOTE #10, 27
320	MECHANICAL ROOM		2						7											18'-4"	NOTE #9
320A	OFFICE		2						7											18'-4"	NOTE #9
321	RM10																14			8'-6"	NOTE #4
322	MEN'S				4			6				10		11						8'-0"	NOTE #19, 28
323	WOMEN'S				4			6				10		11						8'-0"	NOTE #19, 28
324	AIR HANDLER																				NOTE #6
325	DRY STORAGE																		16		NOTE #6
326	JANITOR																				NOTE #6
327	CAFETERIA	1						6									14			9'-0"	NOTE #11, 14
405	FITNESS															13	14				SEE NOTE #5
408	TRANSPORT. OFFICE																14				SEE NOTE #4
410	TRANS. LOUNGE																14				SEE NOTE #4
412	WEIGHT ROOM																				SEE NOTE #6

NOTES:

1) ALL EXISTING FINISHES TO REMAIN EXCEPT FOR NEW WORK SPECIFICALLY CALLED OUT ON THE PLANS OR THE ROOM FINISH SCHEDULE. AN EXCEPTION TO THIS IS THAT ANY NEW WALL PATCH SHALL BE PAINTED TO MATCH EXISTING.
2) REPAINT THE ENTIRE WALL FACING THE COURTYARD, CORNER TO CORNER. ALSO REPLACE THE BASE AND REWORK CEILING GRID AS REQUIRED IN VICINITY OF NEW WALL. 2 SIM: NO NEW BASE REQUIRED.
3) PATCH FLOOR AS REQUIRED.
4) TEMPORARILY REMOVE EXISTING CEILING TILE, LEAVING THE GRID IN PLACE. AFTER MECHANICAL WORK IS COMPLETE, REINSTALL CEILING TILE. CONTRACTOR MAY RE-USE EXISTING TILE THAT IS IN NEAR-NEW CONDITION. ON ROOMS BORDERING COURTYARDS, REWORK THE CEILING GRID AT EXTERIOR WALL AS REQUIRED.
5) REMOVE EXISTING CEILING TILE AND GRID. AFTER MECHANICAL WORK IS COMPLETE, INSTALL NEW GRID AND TILE. SEE PLANS FOR ANY EXCLUDED AREAS.
6) NO WORK IN THIS ROOM.
7) REMOVE EXISTING ACOUSTICAL TILE AND SUPPORTING AND SUPPORTING MEMBERS.
8) SURFACE PREP. EXISTING FLOOR WITH ACID ETCHING PRIOR TO APPLICATION OF NEW EPOXY PAINT.
9) BID NEW FINISHES AS ALTERNATE 200-13.
10) PATCH HARD CEILING AT NEW PIPE PENETRATION(S).
11) REMOVE CUT AND ONE FULL VCT TILE ALL AROUND PERIMETER OF SMALL AND LARGE COURTYARDS AND REPLACE WITH NEW. ALSO REMOVE AND REPLACE 1st. ROW OF CEILING TILE AND GRID ALL AROUND PERIMETER.
12) REMOVE EXISTING HARD CEILING.
13) REPAIR VCT FLOOR AS SHOWN ON THE PLAN.
14) ONLY WALLS SPECIFICALLY SHOWN ON INTERIOR ELEVATIONS OR CALLOUTS ON PLANS ARE TO RECEIVE NEW WALL TILE.
15) BASE BID SHALL INCLUDE TERRAZZO FLOOR CLEANING AND RESTORATION. ALTERNATE 200-14 IS FOR 2x2 MOSAIC FLOOR AND SANITARY OVER EXISTING TERRAZZO.
16) SEE DETAIL 4/200-A5.3 FOR SCOPE AT SHOWER ROOM ENTRY.
17) SEE DRAWING 200-A2.8, DEMO NOTES 2 & 3.
18) PATCH EXISTING HARD CEILING AS REQUIRED.
19) CUT RADIUS ON BOTTOM BLOCK AT FLOOR LEVEL TO ALLOW FOR A SQUARE CORNER.
20) REPAIR CERAMIC FLOOR TILE. SEE DRAWING 200-A2.2 NOTES #1 & 2 AND DRAWING 200-A2.3 NOTE #2.
21) REPAIR CERAMIC FLOOR TILE. SEE DRAWING 200-A2.1, NOTES #1, 2, & 3.
22) INSTALL NEW FINISHES AT EXISTING DRINKING FOUNTAIN. SEE DRAWING 200-A2.2.
23) REPLACE VCT FLOOR TILE. SEE DRAWING 200-A2.5, NOTE 32 AND 200-A2.4, NOTE # 3.
24) EXISTING FLOOR FINISHES MAY REMAIN UNDER NEW CARPET, BUT PERFORM SURFACE PREP. AS REQUIRED FOR SMOOTH TRANSITION.
25) REWORK CEILING GRID AND TILE AT NEW WALL AS REQUIRED.
26) INSTALL NEW FINISHES AT KITCHEN AREA. SEE INTERIOR ELEVATION 9/200-A3.1.
27) INSTALL FINISHES ON REBUILT WALL COMMON WITH CORRIDOR #7. SEE SECTIONS 1 & 2 ON DRAWING 200-A5.3.
28) REMOVE EXISTING MOSAIC TILE FLOOR.

PREPARED FOR:

Hudson Area Schools

DAILEY ENGINEERING, INC.
8485 STEPHENSON ROAD
ONSTED, MI 49265

PH. # (517) 467-9000
FAX # (517) 467-9010
EMAIL - todddailey@me.com

HUDSON AREA SCHOOLS
HUDSON HIGH SCHOOL / MIDDLE SCHOOL
771 NORTH MAPLE GROVE AVENUE
HUDSON, MICHIGAN 49247

DRAWN BY: M. FOWLER | CHK'D. BY: TA DAILEY | APP'D. BY:

ROOM FINISH SCHEDULE

DATE: 03/09/2012 | REV.: 0 | DRAWING NO. **200-A6.2**
SCALE: NONE

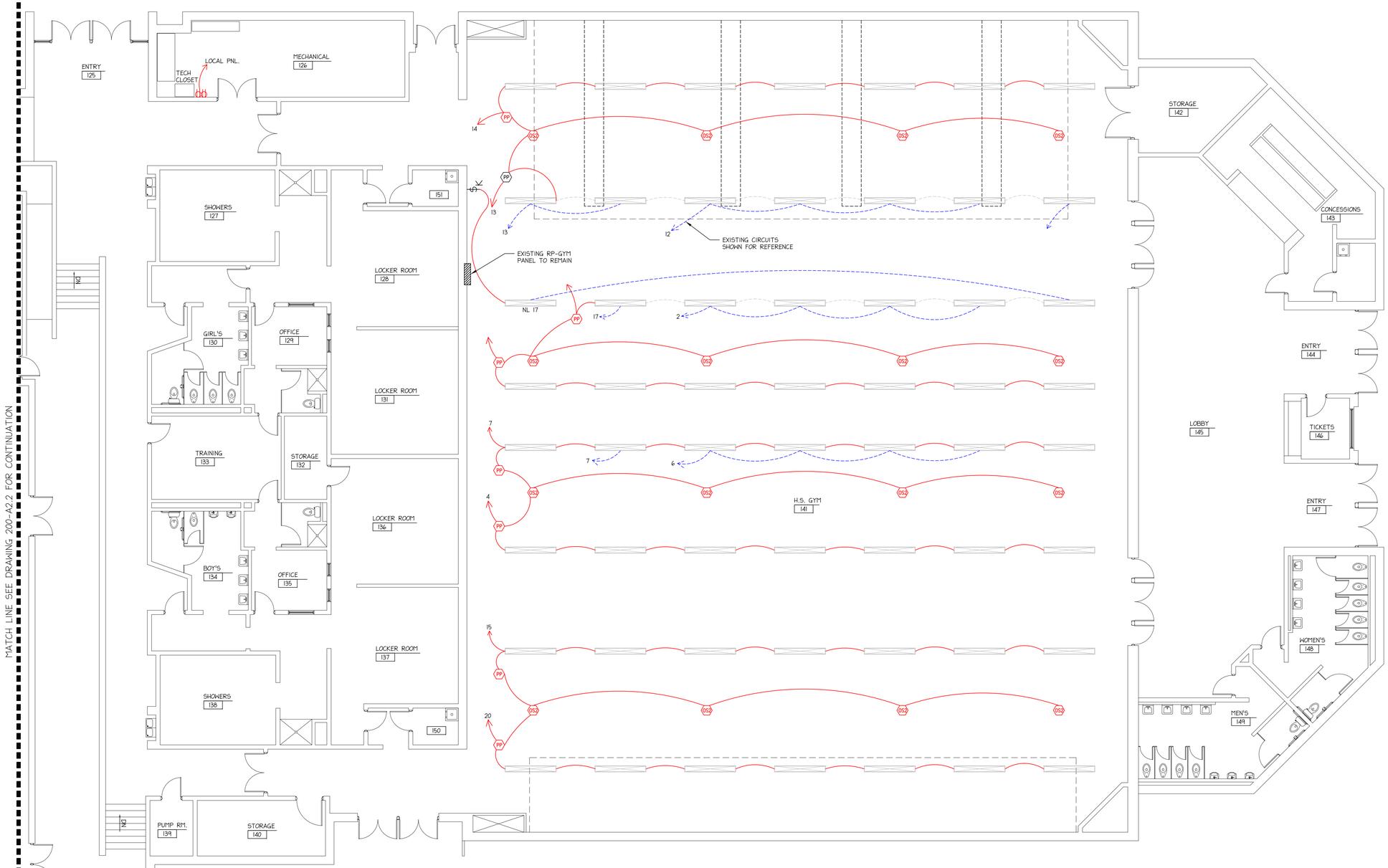

ELECTRICAL PLAN - UNIT A

NORTH

SCALE: 1/8"=1'-0"

LEGEND

- PP — POWER PACK - WATTSTOPPER BZ-50 PP
- OS2 — OCCUPANCY SENSOR - WATTSTOPPER CI-300-1
- OCCUPANCY SENSOR - WATTSTOPPER WT 2255
- $ — EXISTING LIGHT SWITCH
- $3 — DEMO EXISTING SWITCH, INSTALL BLANK FACE PLATE

LEGEND

- EXISTING ITEMS/CONSTRUCTION
- NEW ITEMS/CONSTRUCTION
- ITEMS TO REMOVE/DEMO

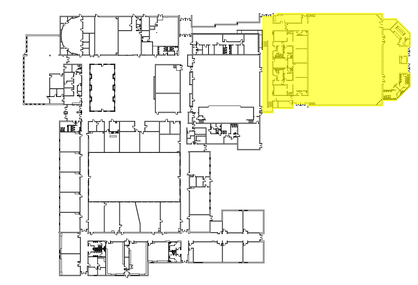

KEY PLAN

NORTH

SCALE: NONE

PREPARED FOR:

Hudson Area Schools

DAILEY ENGINEERING, INC.
8485 STEPHENSON ROAD
ONSTED, MI 49265

PH. # (517) 467-9000
FAX # (517) 467-9010
EMAIL - todddailey@me.com

HUDSON AREA SCHOOLS
HUDSON HIGH SCHOOL / MIDDLE SCHOOL
771 NORTH MAPLE GROVE AVENUE
HUDSON, MICHIGAN 49247

DRAWN BY: M. FOWLER	CHK'D. BY: TA DAILEY	APP'D. BY:

ELECTRICAL PLAN - UNIT A

DATE: 03/09/2012	REV.: 0	DRAWING NO. 200-E1.1
SCALE: 1/8" = 1'-0"		

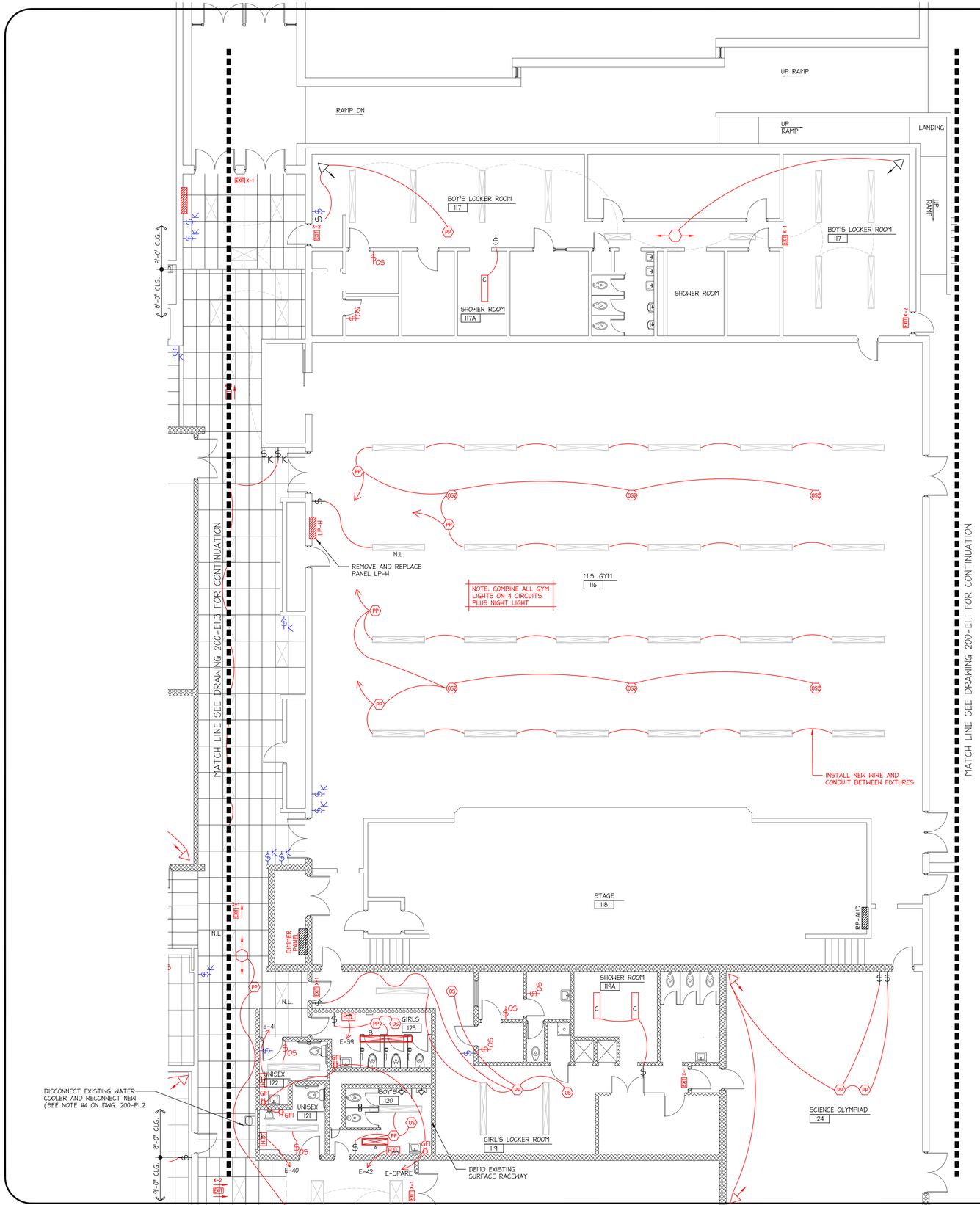

LEGEND

- PP — POWER PACK - WATTSTOPPER BZ-50 PP
- OCCUPANCY SENSOR - WATTSTOPPER DT200 OS
- OS — OCCUPANCY SENSOR SWITCH - WATTSTOPPER PW-103 N
- OS — OCCUPANCY SENSOR - WATTSTOPPER WT-1100
- OS2 — OCCUPANCY SENSOR - WATTSTOPPER CI-300-1
- OS3 — OCCUPANCY SENSOR - WATTSTOPPER WP-605
- OCCUPANCY SENSOR - WATTSTOPPER WT 2255
- EXISTING LIGHT SWITCH
- 3 — DEMO EXISTING SWITCH, INSTALL BLANK FACE PLATE
- H.D. — WORLD AIRFORCE HAND DRYER MODEL J-975

NOTE:
CEILING TILE SHOWN IN RED INDICATES TOTAL REMOVAL AND REPLACEMENT OF EXISTING CEILING (TILE, GRID, HARD CEILING, ETC.) WITH NEW TILE AND GRID (BY G.C.). CEILING TILE SHOWN IN BLACK INDICATES AREAS WHERE THE EXISTING TILE IS BEING REMOVED, BUT THE GRID LEFT IN PLACE. AFTER MECHANICAL WORK, CEILING TILE WILL BE REINSTALLED IN EXISTING GRID (BY GENERAL CONTRACTOR).

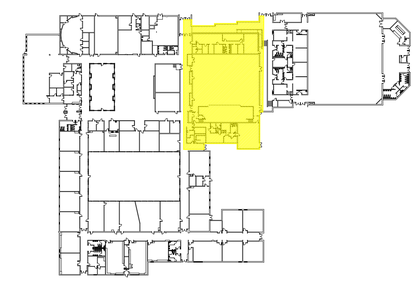

NORTH — KEY PLAN
SCALE: NONE

NORTH — ELECTRICAL PLAN - UNIT B
SCALE: 1/8"=1'-0"

PREPARED FOR:

DAILEY ENGINEERING, INC.
8485 STEPHENSON ROAD
ONSTED, MI 49265

PH. # (517) 467-9000
FAX # (517) 467-9010
EMAIL - todddailey@me.com

HUDSON AREA SCHOOLS
HUDSON HIGH SCHOOL / MIDDLE SCHOOL
771 NORTH MAPLE GROVE AVENUE
HUDSON, MICHIGAN 49247

DRAWN BY: M. FOWLER	CHK'D. BY: TA DAILEY	APP'D. BY:

ELECTRICAL PLAN - UNIT B

DATE: 03/09/2012	REV.: 0	DRAWING NO. 200-E1.2
SCALE: 1/8" = 1'-0"		

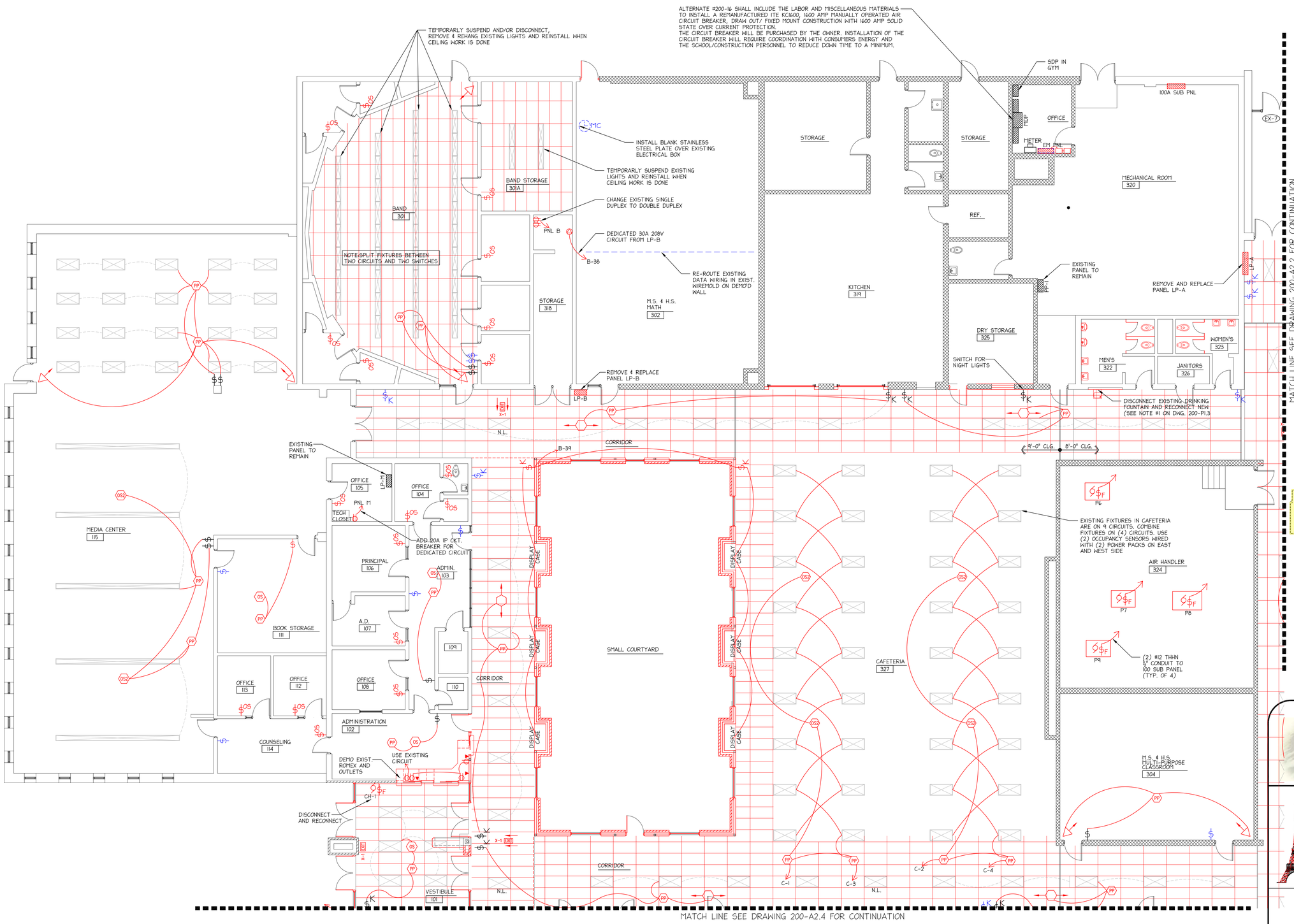

ELECTRICAL PLAN - UNIT C

NORTH

SCALE: 1/8"=1'-0"

LEGEND

PP	POWER PACK - WATTSTOPPER BZ-50 PP
	OCCUPANCY SENSOR - WATTSTOPPER DT200 OS
$OS	OCCUPANCY SENSOR SWITCH - WATTSTOPPER PW-103 N
OS	OCCUPANCY SENSOR - WATTSTOPPER WT-1100
OS2	OCCUPANCY SENSOR - WATTSTOPPER CI-300-1
OS3	OCCUPANCY SENSOR - WATTSTOPPER WP-605
	OCCUPANCY SENSOR - WATTSTOPPER WT 2255
$	EXISTING LIGHT SWITCH
$3	DEMO EXISTING SWITCH, INSTALL BLANK FACE PLATE
	30A 120V TWIST LOCK RECEPTACLE L5-30R HUBBELL HBL2610

NOTE:
CEILING TILE SHOWN IN RED INDICATES TOTAL REMOVAL AND REPLACEMENT OF EXISTING CEILING (TILE, GRID, HARD CEILING, ETC.) WITH NEW TILE AND GRID (BY G.C.). CEILING TILE SHOWN IN BLACK INDICATES AREAS WHERE THE EXISTING TILE IS BEING REMOVED, BUT THE GRID LEFT IN PLACE. AFTER MECHANICAL WORK, CEILING TILE WILL BE REINSTALLED IN EXISTING GRID (BY GENERAL CONTRACTOR).

LEGEND

	EXISTING ITEMS/CONSTRUCTION
	NEW ITEMS/CONSTRUCTION
	ITEMS TO REMOVE/DEMO

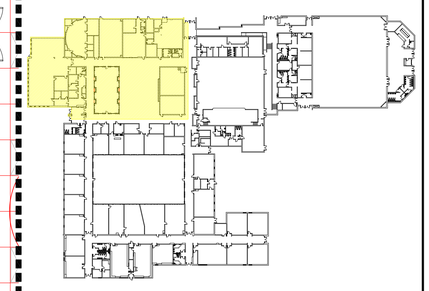

KEY PLAN

NORTH

SCALE: NONE

PREPARED FOR:

Hudson Area Schools

DAILEY ENGINEERING, INC.
8485 STEPHENSON ROAD
ONSTED, MI 49265

PH. # (517) 467-9000
FAX # (517) 467-9010
EMAIL - todddailey@me.com

HUDSON AREA SCHOOLS
HUDSON HIGH SCHOOL / MIDDLE SCHOOL
771 NORTH MAPLE GROVE AVENUE
HUDSON, MICHIGAN 49247

DRAWN BY: M. FOWLER	CHK'D. BY: TA DAILEY	APP'D. BY:

ELECTRICAL PLAN - UNIT C

DATE: 03/09/2012	REV.: 0	DRAWING NO. 200-E1.3
SCALE: 1/8" = 1'-0"		

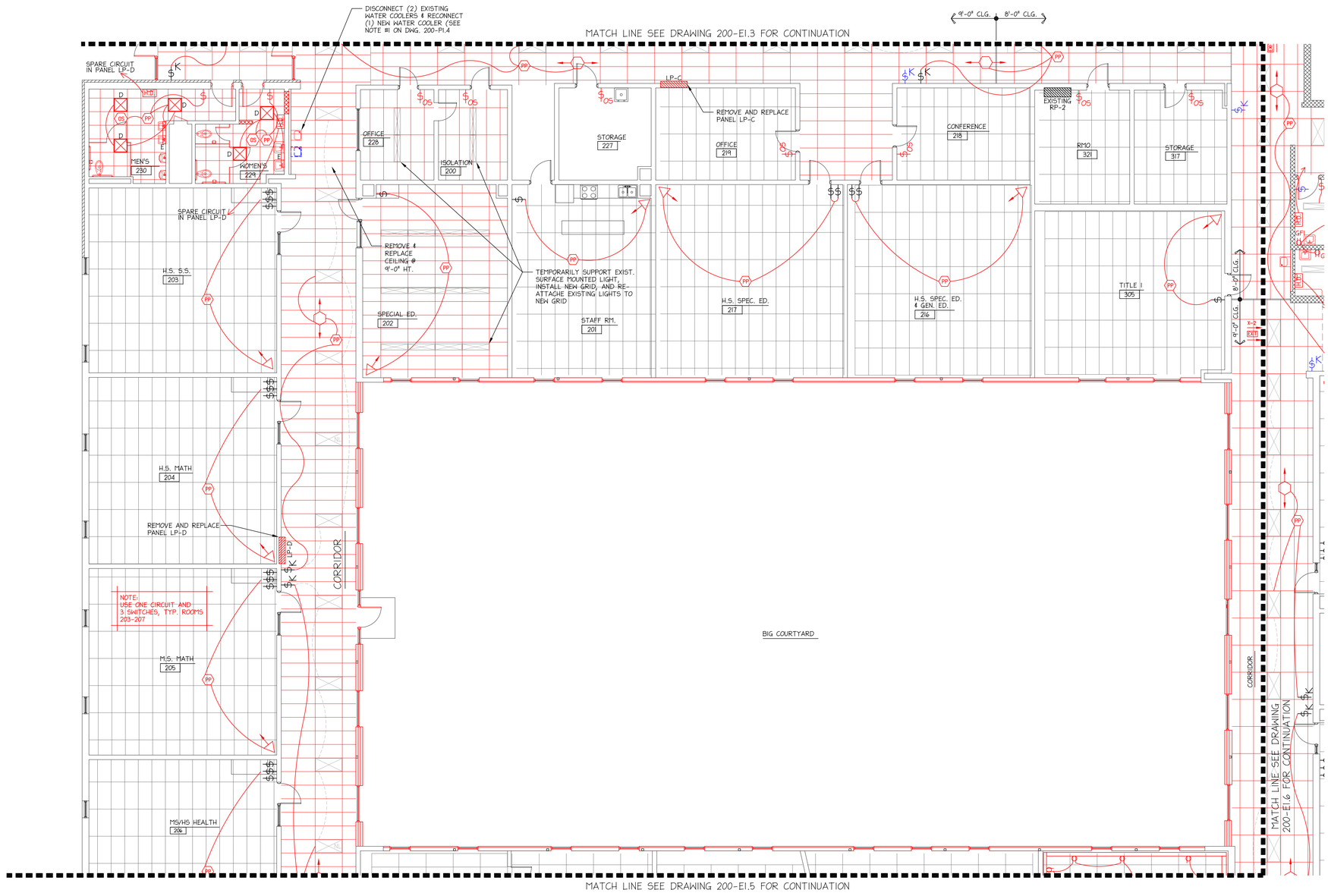

ELECTRICAL PLAN - UNIT D

NORTH

SCALE: 1/8"=1'-0"

LEGEND

PP	POWER PACK - WATTSTOPPER BZ-50 PP
	OCCUPANCY SENSOR - WATTSTOPPER DT200 OS
$OS	OCCUPANCY SENSOR SWITCH - WATTSTOPPER PW-103 N
OS	OCCUPANCY SENSOR - WATTSTOPPER WT-1100
OS2	OCCUPANCY SENSOR - WATTSTOPPER CI-300-1
OS3	OCCUPANCY SENSOR - WATTSTOPPER WP-605
	OCCUPANCY SENSOR - WATTSTOPPER WT 2255
$	EXISTING LIGHT SWITCH
$3	DEMO EXISTING SWITCH, INSTALL BLANK FACE PLATE
	30A 120V TWIST LOCK RECEPTACLE L5-30R HUBBELL HBL2610
H.D.	WORLD AIRFORCE HAND DRYER MODEL J-975

NOTE:
CEILING TILE SHOWN IN RED INDICATES TOTAL REMOVAL AND REPLACEMENT OF EXISTING CEILING (TILE, GRID, HARD CEILING, ETC.) WITH NEW TILE AND GRID (BY G.C.). CEILING TILE SHOWN IN BLACK INDICATES AREAS WHERE THE EXISTING TILE IS BEING REMOVED, BUT THE GRID LEFT IN PLACE. AFTER MECHANICAL WORK, CEILING TILE WILL BE REINSTALLED IN EXISTING GRID (BY GENERAL CONTRACTOR).

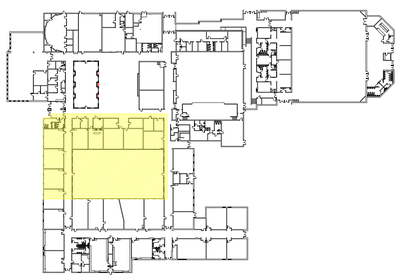

KEY PLAN

NORTH

SCALE: NONE

PREPARED FOR:

DAILEY ENGINEERING, INC.
8485 STEPHENSON ROAD
ONSTED, MI 49265

PH. # (517) 467-9000
FAX # (517) 467-9010
EMAIL - todddailey@me.com

HUDSON AREA SCHOOLS
HUDSON HIGH SCHOOL / MIDDLE SCHOOL
771 NORTH MAPLE GROVE AVENUE
HUDSON, MICHIGAN 49247

DRAWN BY: M. FOWLER	CHK'D. BY: TA DAILEY	APP'D. BY:

ELECTRICAL PLAN - UNIT D

DATE: 03/09/2012	REV.: 0	DRAWING NO. 200-E1.4
SCALE: 1/8" = 1'-0"		

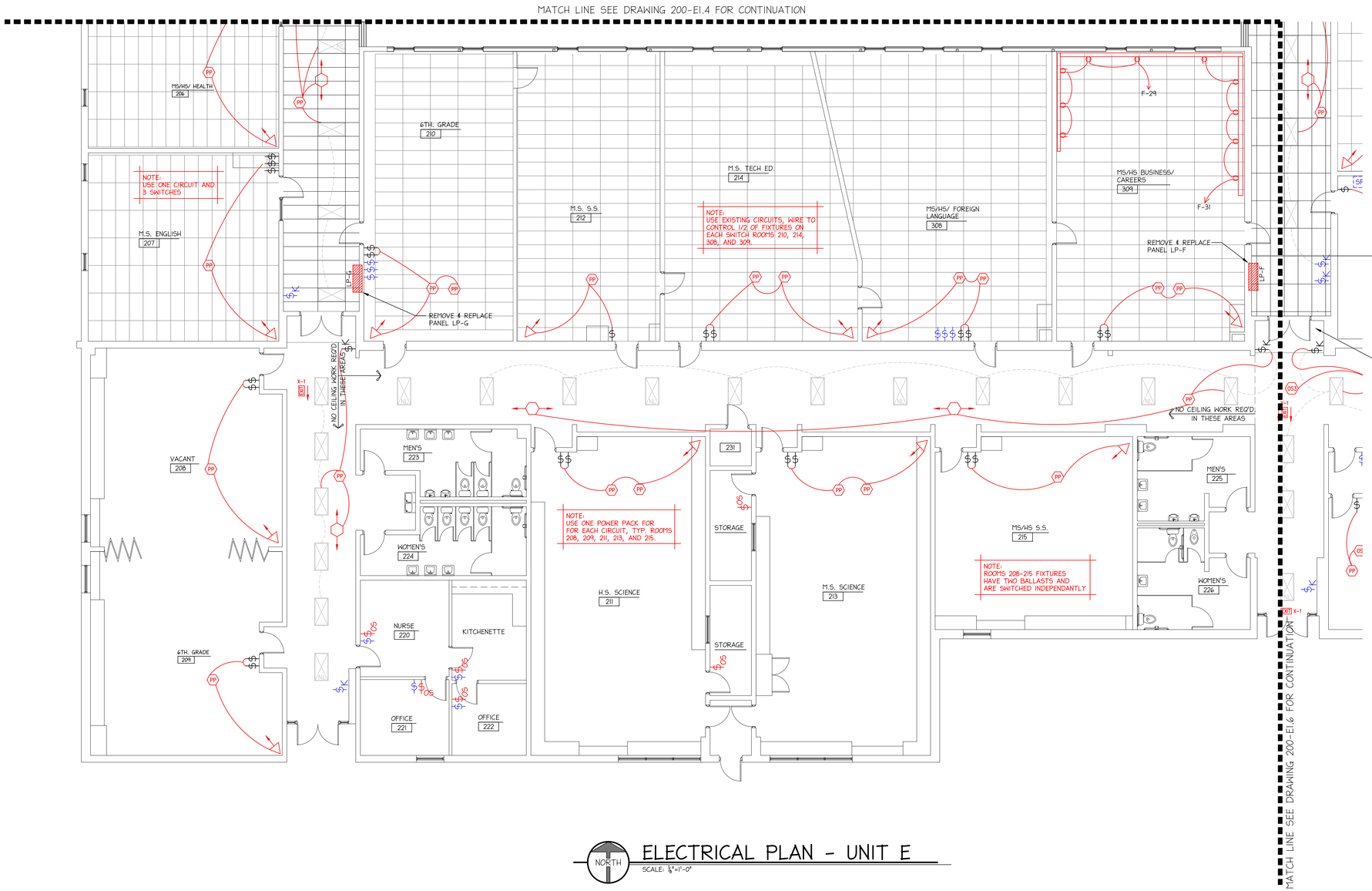

NORTH

ELECTRICAL PLAN - UNIT E

SCALE: 1/8"=1'-0"

LEGEND

- PP — POWER PACK - WATTSTOPPER BZ-50 PP
- OCCUPANCY SENSOR - WATTSTOPPER DT200 OS
- OS — OCCUPANCY SENSOR SWITCH - WATTSTOPPER PW-103 N
- OS — OCCUPANCY SENSOR - WATTSTOPPER WT-1100
- OS2 — OCCUPANCY SENSOR - WATTSTOPPER CI-300-1
- OS3 — OCCUPANCY SENSOR - WATTSTOPPER WP-605
- OCCUPANCY SENSOR - WATTSTOPPER WT 2255
- EXISTING LIGHT SWITCH
- 3 — DEMO EXISTING SWITCH, INSTALL BLANK FACE PLATE
- WIREMOLD 4000 SERIES SURFACE RACEWAY WITH DIVIDER, COVER, AND NECESSARY HARDWARE

NOTE:
CEILING TILE SHOWN IN RED INDICATES TOTAL REMOVAL AND REPLACEMENT OF EXISTING CEILING (TILE, GRID, HARD CEILING, ETC.) WITH NEW TILE AND GRID (BY G.C.). CEILING TILE SHOWN IN BLACK INDICATES AREAS WHERE THE EXISTING TILE IS BEING REMOVED, BUT THE GRID LEFT IN PLACE. AFTER MECHANICAL WORK, CEILING TILE WILL BE REINSTALLED IN EXISTING GRID (BY GENERAL CONTRACTOR).

NORTH

KEY PLAN

SCALE: NONE

PREPARED FOR:

Hudson Area Schools

DAILEY ENGINEERING, INC.
8485 STEPHENSON ROAD
ONSTED, MI 49265

PH. # (517) 467-9000
FAX # (517) 467-9010
EMAIL - todddailey@me.com

HUDSON AREA SCHOOLS
HUDSON HIGH SCHOOL / MIDDLE SCHOOL
771 NORTH MAPLE GROVE AVENUE
HUDSON, MICHIGAN 49247

DRAWN BY: M. FOWLER	CHK'D. BY: TA DAILEY	APP'D. BY:

ELECTRICAL PLAN - UNIT E

DATE: 03/09/2012	REV.: 0	DRAWING NO. 200-E1.5
SCALE: 1/8" = 1'-0"		

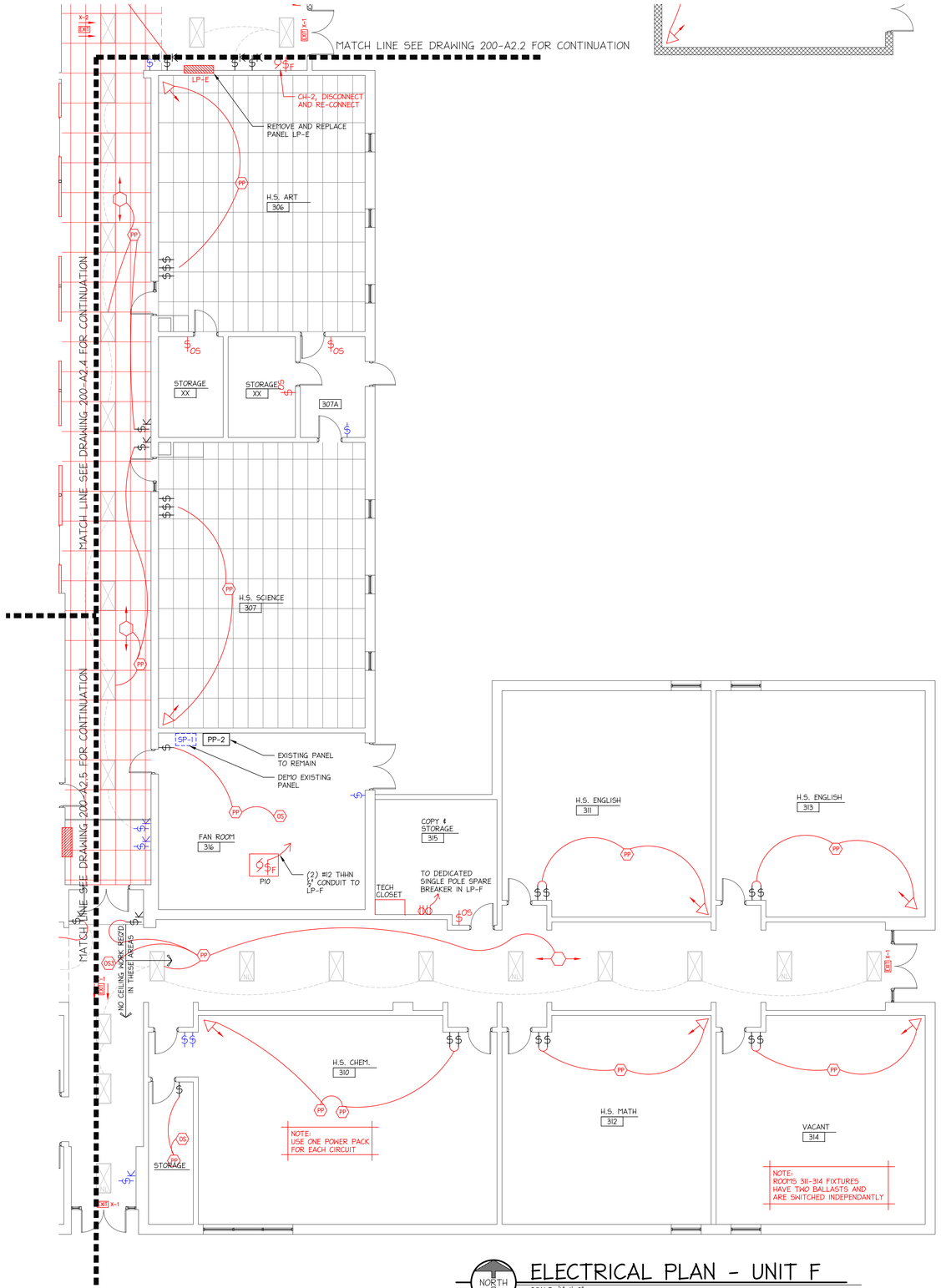

NORTH

ELECTRICAL PLAN - UNIT F

SCALE: 1/8"=1'-0"

LEGEND

- PP — POWER PACK - WATTSTOPPER BZ-50 PP
- OCCUPANCY SENSOR - WATTSTOPPER DT200 OS
- OS — OCCUPANCY SENSOR SWITCH - WATTSTOPPER PW-103 N
- OS — OCCUPANCY SENSOR - WATTSTOPPER WT-1100
- OS2 — OCCUPANCY SENSOR - WATTSTOPPER CI-300-1
- OS3 — OCCUPANCY SENSOR - WATTSTOPPER WP-605
- OCCUPANCY SENSOR - WATTSTOPPER WT 2255
- EXISTING LIGHT SWITCH
- 3 — DEMO EXISTING SWITCH, INSTALL BLANK FACE PLATE

NOTE:
CEILING TILE SHOWN IN RED INDICATES TOTAL REMOVAL AND REPLACEMENT OF EXISTING CEILING (TILE, GRID, HARD CEILING, ETC.) WITH NEW TILE AND GRID (BY G.C.). CEILING TILE SHOWN IN BLACK INDICATES AREAS WHERE THE EXISTING TILE IS BEING REMOVED, BUT THE GRID LEFT IN PLACE. AFTER MECHANICAL WORK, CEILING TILE WILL BE REINSTALLED IN EXISTING GRID (BY GENERAL CONTRACTOR).

NORTH

KEY PLAN

SCALE: NONE

LEGEND

- EXISTING ITEMS/CONSTRUCTION
- NEW ITEMS/CONSTRUCTION
- ITEMS TO REMOVE/DEMO

PREPARED FOR:

Hudson Area Schools

DAILEY ENGINEERING, INC.
8485 STEPHENSON ROAD
ONSTED, MI 49265

PH. # (517) 467-9000
FAX # (517) 467-9010
EMAIL - todddailey@me.com

HUDSON AREA SCHOOLS
HUDSON HIGH SCHOOL / MIDDLE SCHOOL
771 NORTH MAPLE GROVE AVENUE
HUDSON, MICHIGAN 49247

DRAWN BY: M. FOWLER	CHK'D. BY: TA DAILEY	APP'D. BY:

ELECTRICAL PLAN - UNIT F

DATE: 03/09/2012	REV.: 0	DRAWING NO. 200-E1.6
SCALE: 1/8" = 1'-0"		

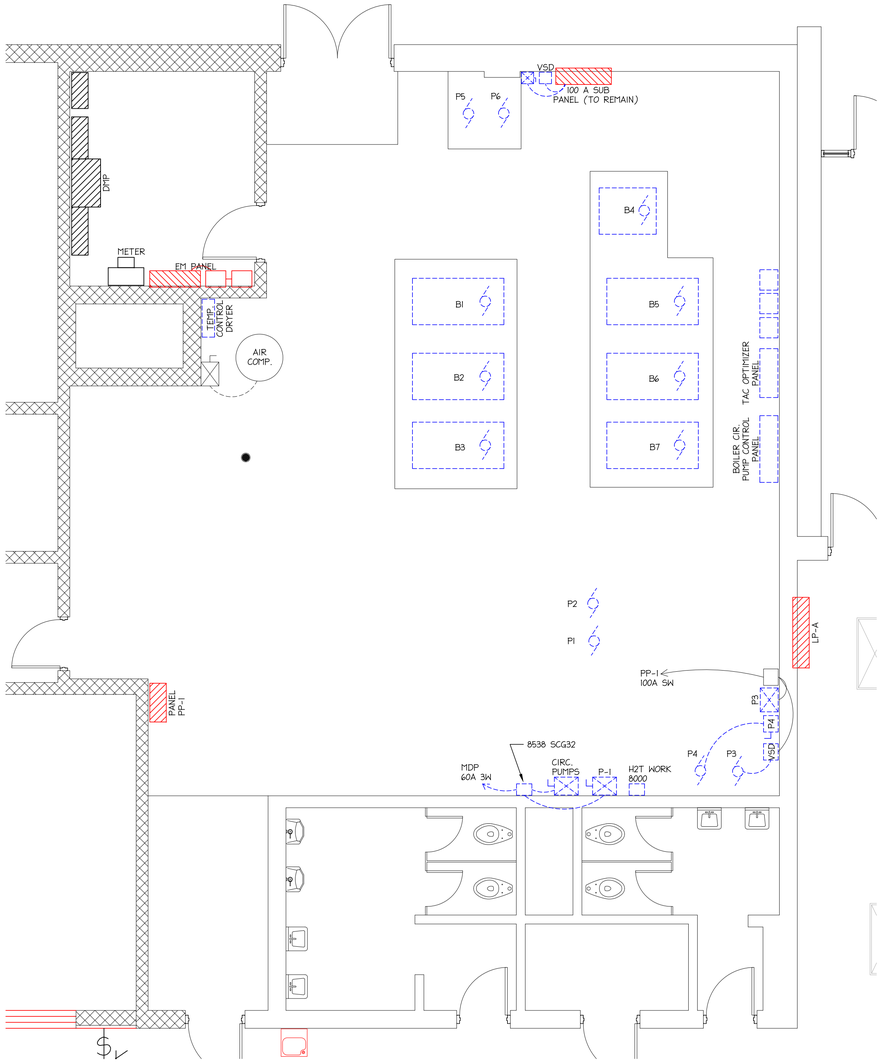

BOILER ROOM ELECTRICAL DEMO PLAN

SCALE: 1/4"=1'-0"

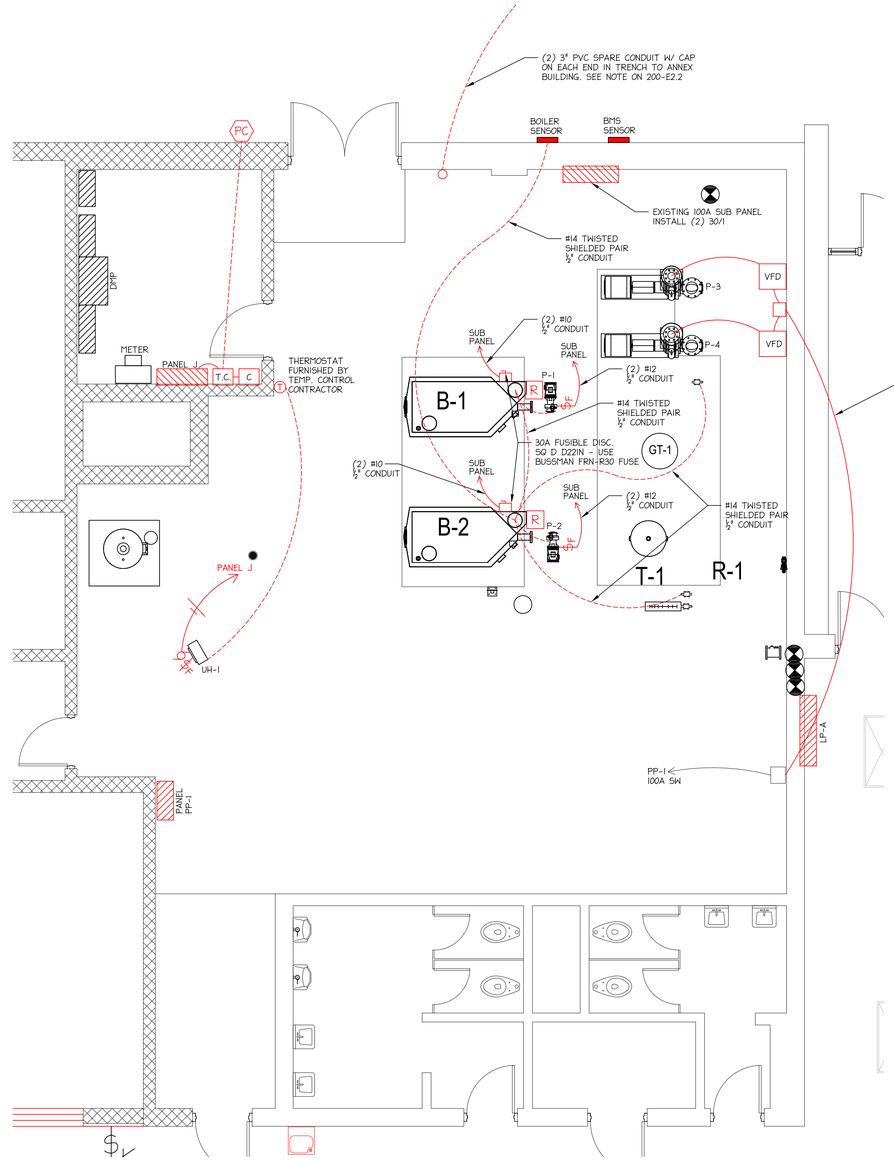

BOILER ROOM ELECTRICAL PLAN

SCALE: 1/4"=1'-0"

LEGEND

- EXISTING ITEMS/CONSTRUCTION
- NEW ITEMS/CONSTRUCTION
- ITEMS TO REMOVE/DEMO
- SIZE 1 FUSIBLE COMBINATION STARTER W/ CONTROL TRANSFORMER AND HAND OFF AUTO SW. SQ D 8538 SCG13,V02,F4T,C
- R — RELAY SQ D 8501 C07V20/UE-1
- VFD — COMBINATION VARIABLE SPEED DRIVE FOR 20 H.P. 208V 3ø PUMPS SQ D SFD21 KG4Y
- C — 4 POLE ELECTRICALLY HELD CONTACTOR SQ D 8910 DPA 34V02 / DPG2
- PC — TORK PHOTO CELL EPC-1
- TC — TORK DIGITAL DGLC TIME CLOCK

DEMOLITION NOTES

1) ALL WIRING AND UNUSED CONDUIT ARE TO BE REMOVED BACK TO SERVICE
2) ALL MOTORS & STARTERS SHOWN ARE TO BE DISCONNECTED AND REMOVED.
3) BOILERS 1-7 ARE TO BE DISCONNECTED INCLUDING LIMIT SWITCHES & CONTROLS
4) EXISTING BOILER CONTROL PANEL TO BE TURNED OVER TO THE SCHOOL
6) TEMP CONTROL AIR DRYER & TIME CLOCK TO BE DISCONNECTED & REMOVED
7) COORDINATE DEMO WORK WITH MECHANICAL CONTRACTOR. SEE SHEET 100-M-D AND ACCOMPANYING NOTES.

PREPARED FOR:

Hudson Area Schools

DAILEY ENGINEERING, INC.
8485 STEPHENSON ROAD
ONSTED, MI 49265

PH. # (517) 467-9000
FAX # (517) 467-9010
EMAIL - todddailey@me.com

HUDSON AREA SCHOOLS
HUDSON HIGH SCHOOL / MIDDLE SCHOOL
771 NORTH MAPLE GROVE AVENUE
HUDSON, MICHIGAN 49247

DRAWN BY: M. FOWLER	CHK'D. BY: TA DAILEY	APP'D. BY:

ENLARGED BOILER ROOM ELECTRICAL PLAN

DATE: 03/09/2012	REV.: 0	DRAWING NO. 200-E2.1
SCALE: 1/4" = 1'-0"		

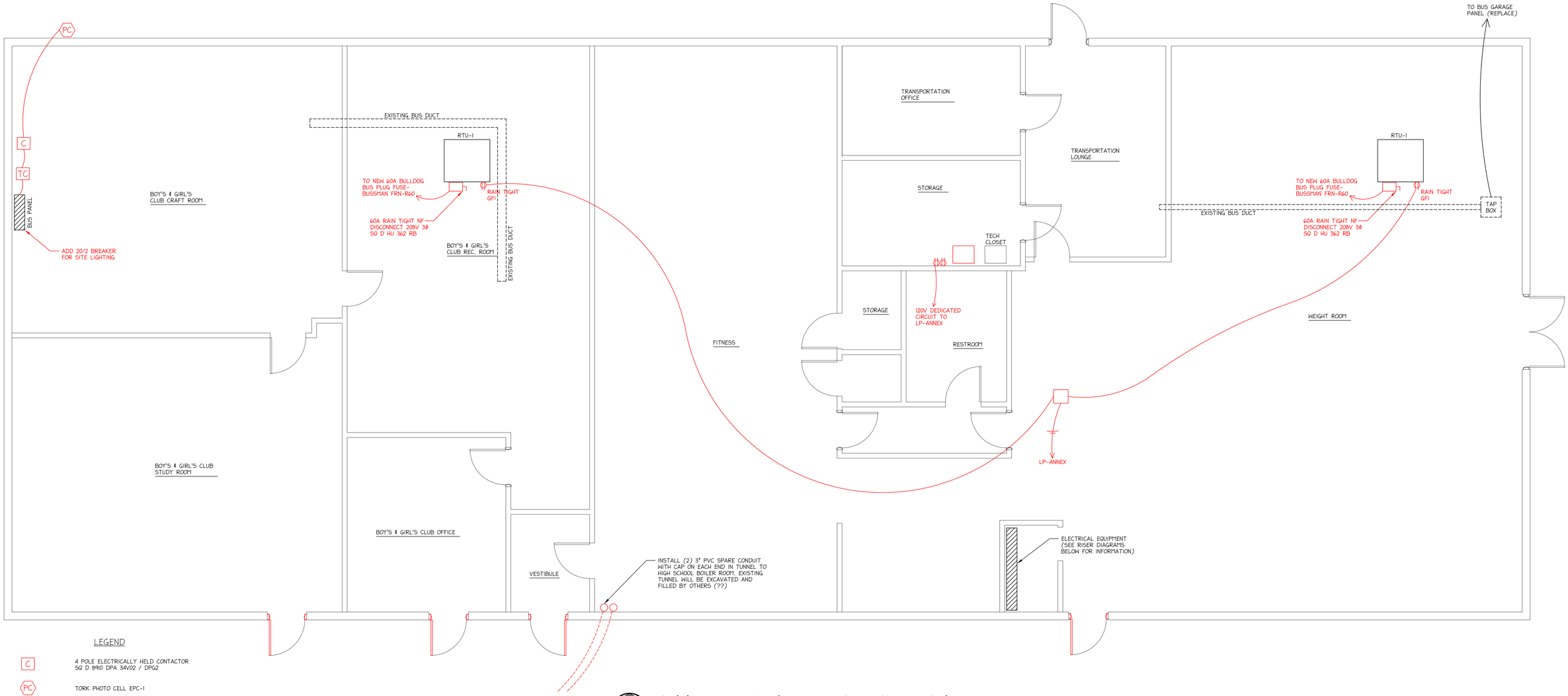

LEGEND

C	4 POLE ELECTRICALLY HELD CONTACTOR SQ D 8810 DPA 34V02 / DPG2
PC	TORK PHOTO CELL EPC-1
TC	TORK DIGITAL DGLC TIME CLOCK

NOTE: SITE LIGHTING SHALL BE CONTROLLED THROUGH THE TIME CLOCK, PHOTOCELL, AND CONTACTOR PER THE OWNERS SCHEDULE. TIME CLOCK WILL ALLOW LIGHTS ON AT SET TIME, PHOTOCELL WILL TURN LIGHTS OFF AT DAYLIGHT.

NORTH

ANNEX BUILDING ELECTRICAL PLAN

SCALE: ¼"=1'-0"

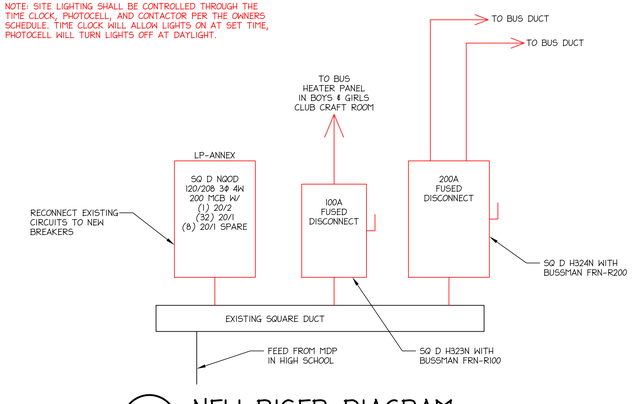

3 200-E2.2 NEW RISER DIAGRAM

SCALE: NONE

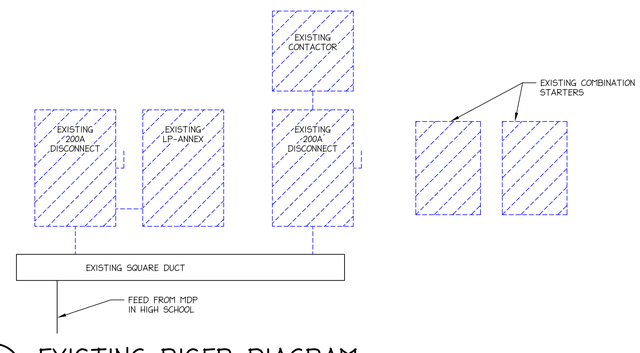

2 200-E2.2 EXISTING RISER DIAGRAM

SCALE: NONE

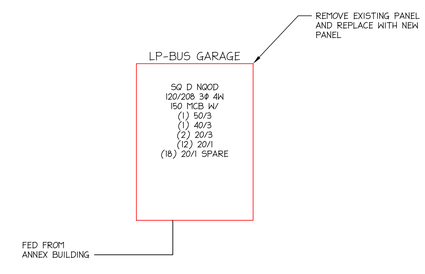

1 200-E2.2 BUS GARAGE PANEL DETAIL

SCALE: NONE

PREPARED FOR:

Hudson Area Schools

DAILEY ENGINEERING, INC.
8485 STEPHENSON ROAD
ONSTED, MI 49265

PH. # (517) 467-9000
FAX # (517) 467-9010
EMAIL - todddailey@me.com

HUDSON AREA SCHOOLS
HUDSON HIGH SCHOOL / MIDDLE SCHOOL
771 NORTH MAPLE GROVE AVENUE
HUDSON, MICHIGAN 49247

DRAWN BY: M. FOWLER	CHK'D. BY: TA DAILEY	APP'D. BY:

ANNEX BUILDING ELECTRICAL PLAN

DATE: 03/09/2012	REV.: 0	DRAWING NO. 200-E2.2
SCALE: 1/4" = 1'-0"		

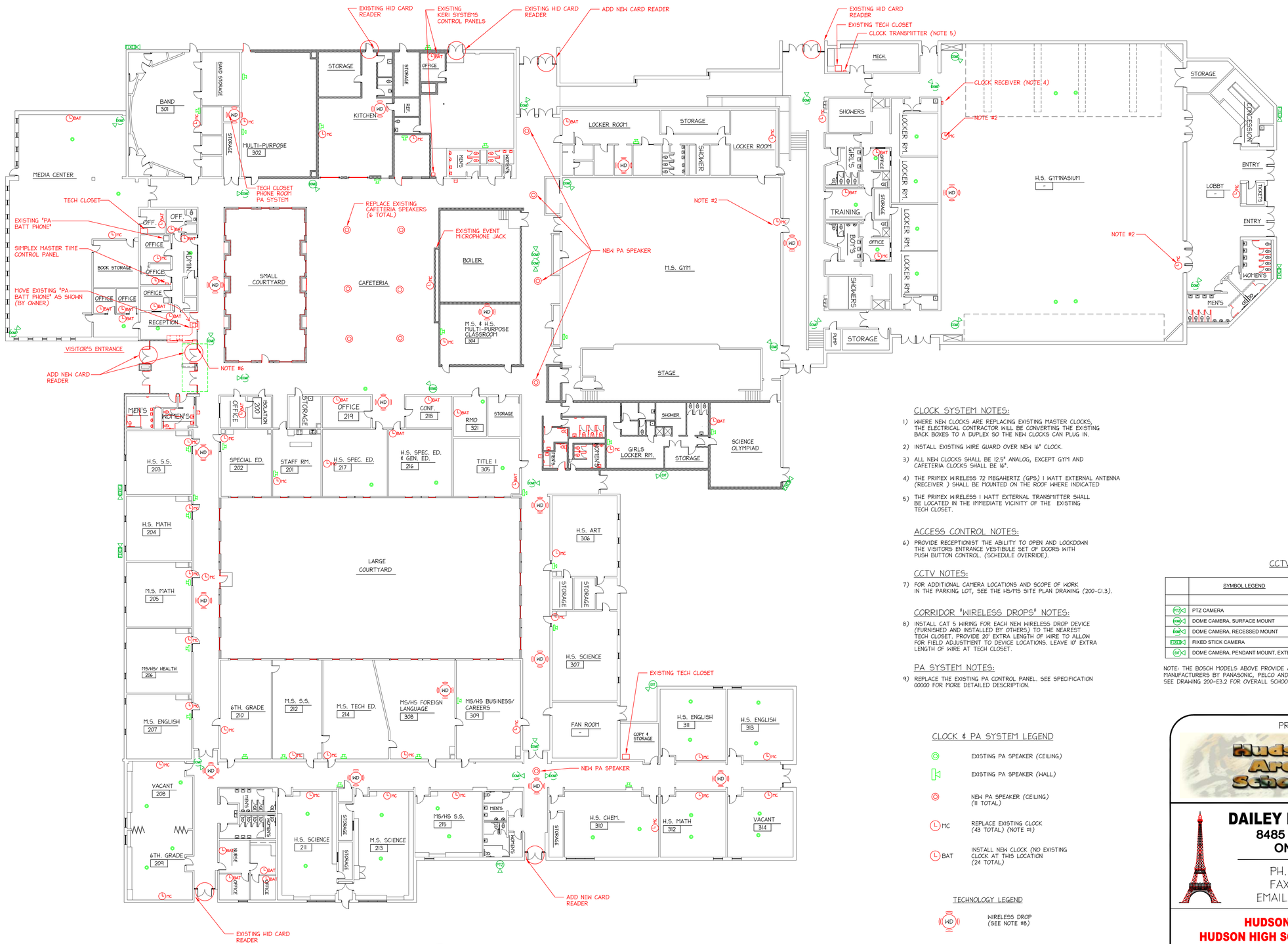

TECHNOLOGY/SECURITY FLOOR PLAN

SCALE: 1"=20'-0"

CLOCK SYSTEM NOTES:

1) WHERE NEW CLOCKS ARE REPLACING EXISTING MASTER CLOCKS, THE ELECTRICAL CONTRACTOR WILL BE CONVERTING THE EXISTING BACK BOXES TO A DUPLEX SO THE NEW CLOCKS CAN PLUG IN.

2) INSTALL EXISTING WIRE GUARD OVER NEW 16" CLOCK.

3) ALL NEW CLOCKS SHALL BE 12.5" ANALOG, EXCEPT GYM AND CAFETERIA CLOCKS SHALL BE 16".

4) THE PRIMEX WIRELESS 72 MEGAHERTZ (GPS) 1 WATT EXTERNAL ANTENNA (RECEIVER) SHALL BE MOUNTED ON THE ROOF WHERE INDICATED

5) THE PRIMEX WIRELESS 1 WATT EXTERNAL TRANSMITTER SHALL BE LOCATED IN THE IMMEDIATE VICINITY OF THE EXISTING TECH CLOSET.

ACCESS CONTROL NOTES:

6) PROVIDE RECEPTIONIST THE ABILITY TO OPEN AND LOCKDOWN THE VISITORS ENTRANCE VESTIBULE SET OF DOORS WITH PUSH BUTTON CONTROL. (SCHEDULE OVERRIDE).

CCTV NOTES:

7) FOR ADDITIONAL CAMERA LOCATIONS AND SCOPE OF WORK IN THE PARKING LOT, SEE THE HS/MS SITE PLAN DRAWING (200-C1.3).

CORRIDOR "WIRELESS DROPS" NOTES:

8) INSTALL CAT 5 WIRING FOR EACH NEW WIRELESS DROP DEVICE (FURNISHED AND INSTALLED BY OTHERS) TO THE NEAREST TECH CLOSET. PROVIDE 20' EXTRA LENGTH OF WIRE TO ALLOW FOR FIELD ADJUSTMENT TO DEVICE LOCATIONS. LEAVE 10' EXTRA LENGTH OF WIRE AT TECH CLOSET.

PA SYSTEM NOTES:

9) REPLACE THE EXISTING PA CONTROL PANEL. SEE SPECIFICATION 00000 FOR MORE DETAILED DESCRIPTION.

CLOCK & PA SYSTEM LEGEND

- EXISTING PA SPEAKER (CEILING)
- EXISTING PA SPEAKER (WALL)
- NEW PA SPEAKER (CEILING) (11 TOTAL)
- MC — REPLACE EXISTING CLOCK (43 TOTAL) (NOTE #1)
- BAT — INSTALL NEW CLOCK (NO EXISTING CLOCK AT THIS LOCATION (24 TOTAL)

TECHNOLOGY LEGEND

- WD — WIRELESS DROP (SEE NOTE #8)

CCTV LEGEND

	SYMBOL LEGEND	BOSCH MODEL NUMBER
PTZ	PTZ CAMERA	VG5-723-ECE
DOM	DOME CAMERA, SURFACE MOUNT	NDC-455V09-22PS
DOM	DOME CAMERA, RECESSED MOUNT	NDC-455V09-22P
FIXED	FIXED STICK CAMERA	KBN-498V28-2INV
DOT	DOME CAMERA, PENDANT MOUNT, EXTERIOR	NDN-498V09-22PS W/ VDA-WMT-DOME MOUNT

NOTE: THE BOSCH MODELS ABOVE PROVIDE A DESIGN BASIS. EQUIVALENT EQUIPMENT MANUFACTURERS BY PANASONIC, PELCO AND HONEYWELL ARE APPROVED SUBSTITUTIONS SEE DRAWING 200-E3.2 FOR OVERALL SCHOOL DISTRICT NETWORK DIAGRAM.

PREPARED FOR:

Hudson Area Schools

DAILEY ENGINEERING, INC.
8485 STEPHENSON ROAD
ONSTED, MI 49265

PH. # (517) 467-9000
FAX # (517) 467-9010
EMAIL - todddailey@me.com

HUDSON AREA SCHOOLS
HUDSON HIGH SCHOOL / MIDDLE SCHOOL
771 NORTH MAPLE GROVE AVENUE
HUDSON, MICHIGAN 49247

DRAWN BY: M. FOWLER	CHK'D. BY: TA DAILEY	APP'D. BY:

TECHNOLOGY/SECURITY FLOOR PLAN

DATE: 03/09/2012	REV.: 0	DRAWING NO. 200-E3.1
SCALE: 1" = 20'-0"		

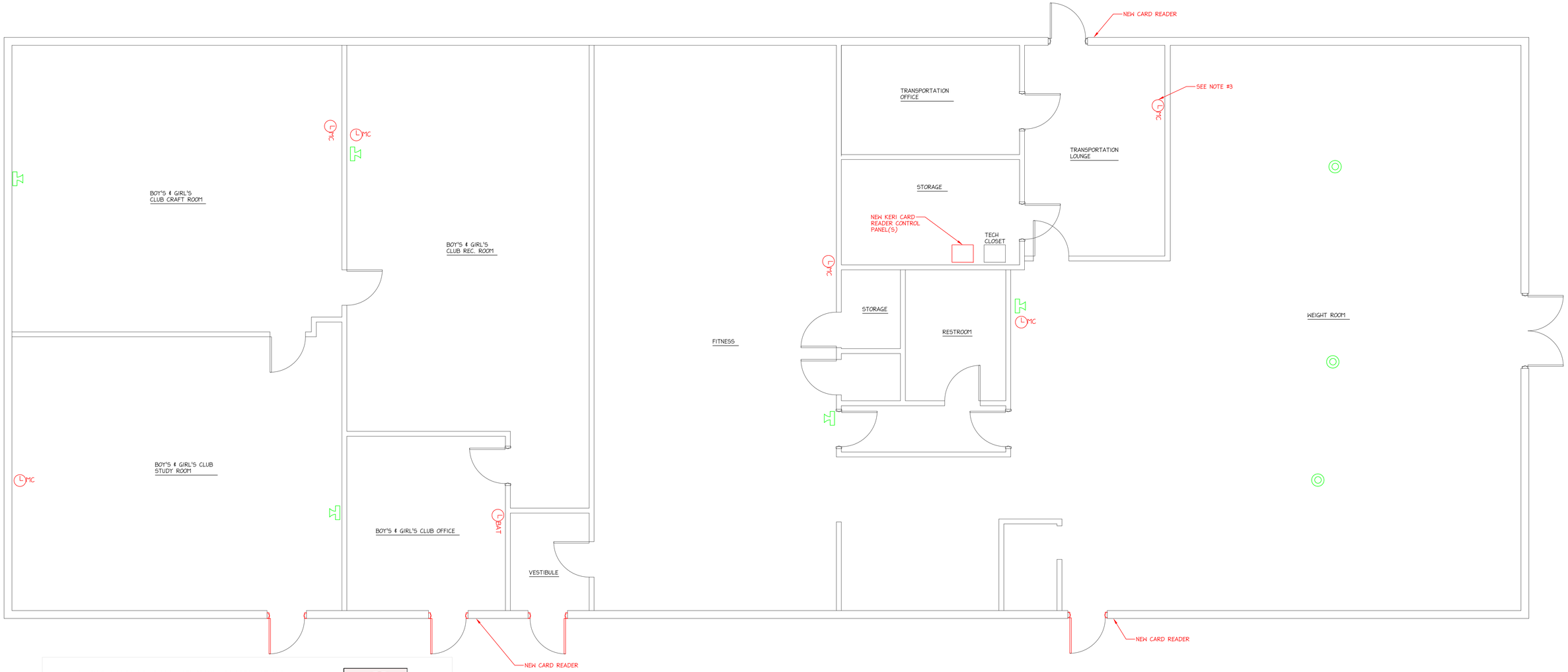

ANNEX BUILDING TECHNOLOGY/SECURITY PLAN

NORTH

SCALE: ¼"=1'-0"

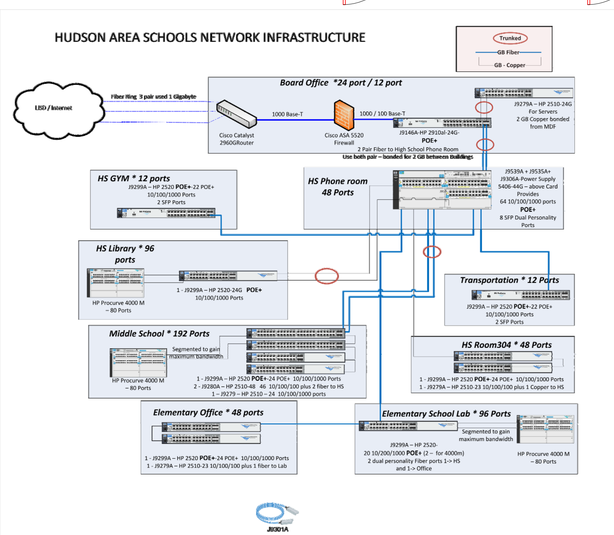

HUDSON AREA SCHOOLS DISTRICT NETWORK DIAGRAM

1 200-E3.2 N.T.S.

CLOCK SYSTEM NOTES:

1) WHERE NEW CLOCKS ARE REPLACING EXISTING MASTER CLOCKS, THE ELECTRICAL CONTRACTOR WILL BE CONVERTING THE EXISTING BACK BOXES TO A DUPLEX SO THE NEW CLOCKS CAN PLUG IN.
2) ALL NEW CLOCKS SHALL BE 12.5" ANALOG
3) ALL CLOCKS IN THE ANNEX BUILDING ARE TO BE BID AS ALTERNATE 200-4, EXCEPT THAT THE CLOCK IN THE TRANSPORTATION LOUNGE SHALL BE INCLUDED IN THE BASE BID.

CLOCK & PA SYSTEM LEGEND

	EXISTING PA SPEAKER (CEILING)
	EXISTING PA SPEAKER (WALL)
MC	REPLACE EXISTING CLOCK (SEE NOTE #1) (6 TOTAL) (NOTES 1&3)
BAT	INSTALL NEW CLOCK (NO EXISTING CLOCK AT THIS LOCATION (1 TOTAL) (NOTE #3)

PREPARED FOR:

Hudson Area Schools

DAILEY ENGINEERING, INC.
8485 STEPHENSON ROAD
ONSTED, MI 49265
PH. # (517) 467-9000
FAX # (517) 467-9010
EMAIL - todddailey@me.com

HUDSON AREA SCHOOLS
HUDSON HIGH SCHOOL / MIDDLE SCHOOL
771 NORTH MAPLE GROVE AVENUE
HUDSON, MICHIGAN 49247

DRAWN BY: M. FOWLER | CHK'D. BY: TA DAILEY | APP'D. BY:

ANNEX BUILDING TECHNOLOGY/SECURITY PLAN

DATE: 03/09/2012 | REV.: 0 | DRAWING NO. **200-E3.2**
SCALE: 1/4" = 1'-0"

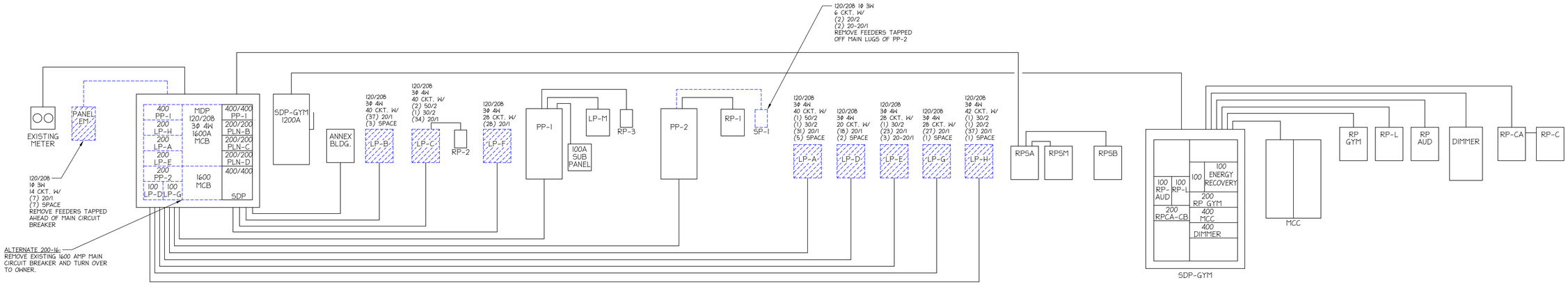

1 EXISTING/DEMO RISER DIAGRAM

200-E3.3 N.T.S.

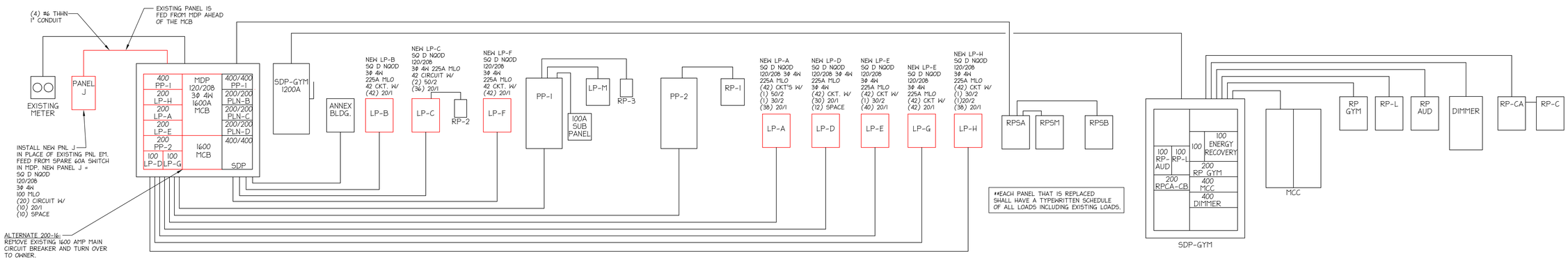

2 NEW RISER DIAGRAM

200-E3.3 N.T.S.

NOTE:
IN ALL PANELS TO BE REPLACED, INSTALL (3) EMPTY CONDUIT FROM NEW PANEL TO ABOVE ACCESSABLE CEILING.

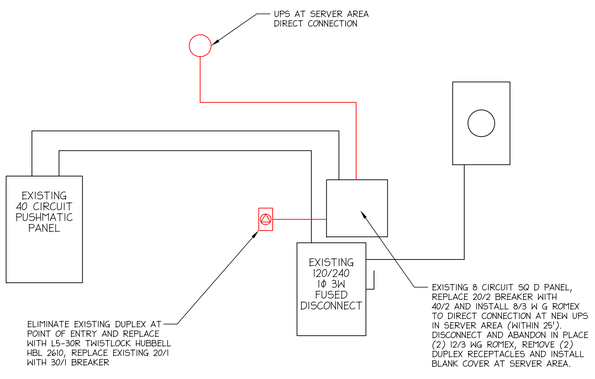

3 RISER DIAGRAM AT BOARD OFFICE

200-E3.3 N.T.S.

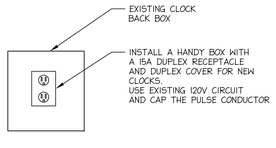

4 MASTER CLOCK DETAIL

200-E3.3 N.T.S.

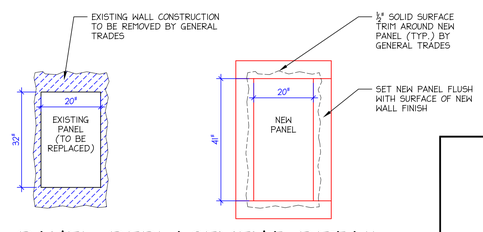

5 PANEL REPLACEMENT DETAIL

200-E3.3 N.T.S.

INSTALL ARC FLASH HAZARD LABELS ON ALL ELECTRICAL PANELS, NEW OR EXISTING, LABEL IS EQUAL TO SETON R8468 (5"W x 3½"H)

DANGER

Arc Flash Hazard
Appropriate PPE Required

Do not operate controls or open covers without appropriate personal protection equipment.

Failure to comply may result in injury or death!

Refer to NFPA 70E for minimum PPE requirements.

6 PANEL LABEL DETAIL

200-E3.3 N.T.S.

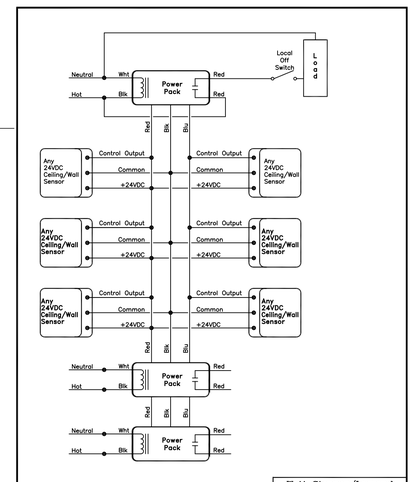

GYM WIRING DIAGRAM

Watt Stopper/Legrand 800-879-8585			
Scale None	Drawing 07-010	Date 12/16/05	Rev 2

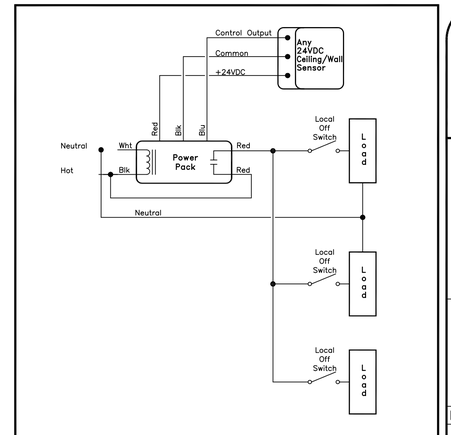

TYP. CLASSROOM OCCUPANCY SENSOR WIRING

Watt Stopper/Legrand 800-879-8585	
Title	Any 24VDC Sensor Controlling Dual Level Lighting

PREPARED FOR:

Hudson Area Schools

DAILEY ENGINEERING, INC.
8485 STEPHENSON ROAD
ONSTED, MI 49265

PH. # (517) 467-9000
FAX # (517) 467-9010
EMAIL - todddailey@me.com

HUDSON AREA SCHOOLS
HUDSON HIGH SCHOOL / MIDDLE SCHOOL
771 NORTH MAPLE GROVE AVENUE
HUDSON, MICHIGAN 49247

DRAWN BY: M. FOWLER	CHK'D. BY: TA DAILEY	APP'D. BY:

ELECTRICAL SCHEDULES & DETAILS

DATE: 03/09/2012	REV.: 0	DRAWING NO. 200-E3.3
SCALE: AS SHOWN		

High School Middle School Panel Information

High School 120/208/3ph 4w

Pnl	Location	Fed from	Wire size	Sw Size	Required Replacement Fuse size	Existing Fuse size
A	back corridor n end	MDP	4 1/0 3ph	200	LPN-RK-125SP	200 FRN
B	e-w corridor w end	MDP	4 1/0 3ph	200	LPN-RK-125SP	200 FRN
C	across from caffeteria	MDP	4 2/0 3ph	200	LPN-RK-150SP	200 FRN
D	front corridor at rm 205	MDP	4 2/0 3ph	100	LPN-RK-90SP	90 FRN
E	short back corridor	MDP	4 3/0 3ph	200	LPN-RK-175SP	200 FRN
F	s end back corridor	MDP	4 400Mcm 3ph	200	LPN-RK-200SP	200 FRN
G	s end front corridor	MDP	4 250MCM 3ph	100	LPN-RK-100SP	100 NON
H	middle school gym	MDP	4 2/0 3ph	200	LPN-RK-150SP	200 FRN
RP-SA	new south addition corridor	MDP	4 3/0 3ph	200	LPN-RK-200SP	200 FRN
RP-SM	new south addition corridor	RP-SA				
RP-SB	room 213 storage	RP-SA				
PP1	boiler room	MDP	3 500MCM 3ph	400	LPN-RK-350SP	400 NON
PP2	fan room	MDP	4 2/0 3ph	200	LPN-RK-150SP	200 FRN
RP-1	room 308	PP2				
RP-2	room 321	LPC				
RP-3	room 304	PP1				
SHOP	Boys and Girls club bldg	MDP	4 500MCM 3ph	400	LPN-RK-350SP	400 NON
SDP-GYM	High School electric room	MDP	3-400MCM/ ph	1200		1000 KRPC
MCC	High School electric room	SDP-GYM				
RP-GYM	High School gym	SDP-GYM				
RP-L	High School electric room	SDP-GYM				
RP-AUD	Middle School back stage	SDP-GYM				
DIMMER PNL	Middle School gym closet	SDP-GYM				
RP-CA	Concession closet	SDP-GYM				
RP-CB	Concession closet	RP-CA				

High School		peak demand frtom cpco bills	
Meter number	85 021 069	165000 w	458.00
			3/9/11

Fuses in all fused switches in MDP shall be replaced with LPN Low Peak fuses as listed.
Supply one spare set of each size of fuse and a Bussman spare fuse cabinet SFC-FUSE-CAB.
Install fuse cabinet in location as instructed by Maintenance personnel.

Hudson HS - MS MDP

Panel MDP | Mounting Surface | Panel Location Boiler room office

Voltage | AMPS | Fed From

Load & Location	Load in VA	P	amp	Ckt no		Ckt no	P	amp	Load in VA	Load & Location
Shop Auxiliary Building	12609	3	400	1	*	2				
LP-B Phone Room	15635	3	200	3	*	4				
LP-F	10735	3	200	5	*	6				
LP-C Craft Pnl	14410	3	200	7	*	8				
RP-SA south corridor	18553	3	200	9	*	10				
Circ Pumps P1 & P2		3	60	11	*	12				
Spare		3	60	13	*	14				
PP-1 in boiler room	73385	3	400	15	*	16				
LP-H MS Gym	7925	3	200	17	*	18				
LP-A MS boys locker room	19944	3	200	19	*	20				
LP-E Short back hall	2954	3	200	21	*	22				
PP-2 Fan Room	12321	3	200	23	*	24				
LP-D	5764	3	100	25	*	26				
LP-G	6052	3	100	27	*	28				
SDP Gym high school Gym	40349	3	1200	29	*	30				
				31	*	32				
				33	*	34				
				35	*	36				
				37	*	38				
				39	*	40				
				41	*	42				
Subtotal Lighting									0	Subtotal Lighting
Subtotal Outlets									0	Subtotal Outlets
Subtotal Other	240636								0	Subtotal Other
Total Load Lighting									0	
Total Load Outlets									0	
Total Load Other									240636	
Total connected Load									240636	

Connected AMPS 667.95 * 1.25 = 835 | Panel Feeder 1600 Amp Feeder Bus
Conduit

Hudson HS LP - A

HS Panel A | Mounting Flush | Panel Location Back corridor

Voltage 120/208 3ph 4w | AMPS 225 MLO | Fed From MDP

Load & Location	Load in VA	P	amp	Ckt no		Ckt no	P	amp	Load in VA	Load & Location
Existing load		2	50	1	*	2	1	20		Existing load
				3	*	4	1	20		Existing load
Existing load		2	30	5	*	6	1	20		Existing load
				7	*	8	1	20		Existing load
Existing load		1	20	9	*	10	1	20		Existing load
Existing load		1	20	11	*	12	1	20		Existing load
Existing load		1	20	13	*	14	1	20		Existing load
Existing load		1	20	15	*	16	1	20		Existing load
Existing load		1	20	17	*	18	1	20		Existing load
Existing load		1	20	19	*	20	1	20		Existing load
Existing load		1	20	21	*	22	1	20		Existing load
Existing load		1	20	23	*	24	1	20		Existing load
Existing load		1	20	25	*	26	1	20		Existing load
Existing load		1	20	27	*	28	1	20		Existing load
Existing load		1	20	29	*	30	1	20		Existing load
Existing load		1	20	31	*	32	1	20		Existing load
Existing load		1	20	33	*	34	1	20		Existing load
Existing load		1	20	35	*	36	1	20		Existing load
Existing load		1	20	37	*	38	1	20		Existing load
Spare		1	20	39	*	40	1	20		Spare
Spare		1	20	41	*	42	1	20		Spare
Subtotal Lighting	0								0	Subtotal Lighting
Subtotal Outlets	0								0	Subtotal Outlets
Subtotal Other									0	Subtotal Other
Total Load Lighting									0	
Total Load Outlets									0	
Total Load Other									0	
Total connected Load									19944	

Connected AMPS 55.36 * 1.25 = 69.2 | Panel Feeder 4 1/0 THW
Conduit Existing 2"

Hudson HS LP - B

HS Panel B | Mounting Flush | Panel Location Corridor adjacent to phone room

Voltage 120/208 3ph 4w | AMPS 225 MLO | Fed From MDP

Load & Location	Load in VA	P	amp	Ckt no		Ckt no	P	amp	Load in VA	Load & Location
Existing load		1	20	1	*	2	1	20		Existing load
Existing load		1	20	3	*	4	1	20		Existing load
Existing load		1	20	5	*	6	1	20		Existing load
Existing load		1	20	7	*	8	1	20		Existing load
Existing load		1	20	9	*	10	1	20		Existing load
Existing load		1	20	11	*	12	1	20		Existing load
Existing load		1	20	13	*	14	1	20		Existing load
Existing load		1	20	15	*	16	1	20		Existing load
Existing load		1	20	17	*	18	1	20		Existing load
Existing load		1	20	19	*	20	1	20		Existing load
Existing load		1	20	21	*	22	1	20		Existing load
Existing load		1	20	23	*	24	1	20		Existing load
Existing load		1	20	25	*	26	1	20		Existing load
Existing load		1	20	27	*	28	1	20		Existing load
Existing load		1	20	29	*	30	1	20		Existing load
Existing load		1	20	31	*	32	1	20		Existing load
Existing load		1	20	33	*	34	1	20		Existing load
Existing load		1	20	35	*	36	2	30	3500	UPS
Spare		1	20	39	*	40				
Spare		1	20	41	*	42	1	20		Spare
Subtotal Lighting	0								0	Subtotal Lighting
Subtotal Outlets	0								0	Subtotal Outlets
Subtotal Other									0	Subtotal Other
Total Load Lighting									0	
Total Load Outlets									0	
Total Load Other									0	
Total connected Load									15635	

Connected AMPS 43.40 * 1.25 = 54.2 | Panel Feeder 4 1/0 THW
Conduit Existing 2"

Hudson HS LP - C

HS Panel C | Mounting Flush | Panel Location Corridor across from cafeteria

Voltage 120/208 3ph 4w | AMPS 225 MLO | Fed From MDP

Load & Location	Load in VA	P	amp	Ckt no		Ckt no	P	amp	Load in VA	Load & Location
Existing load		2	50	1	*	2	2	30		Existing load
				3	*	4				
Existing load		2	50	5	*	6	1	20		Existing load
				7	*	8	1	20		Existing load
Existing load		1	20	9	*	10	1	20		Existing load
Existing load		1	20	11	*	12	1	20		Existing load
Existing load		1	20	13	*	14	1	20		Existing load
Existing load		1	20	15	*	16	1	20		Existing load
Existing load		1	20	17	*	18	1	20		Existing load
Existing load		1	20	19	*	20	1	20		Existing load
Existing load		1	20	21	*	22	1	20		Existing load
Existing load		1	20	23	*	24	1	20		Existing load
Existing load		1	20	25	*	26	1	20		Existing load
Existing load		1	20	27	*	28	1	20		Existing load
Existing load		1	20	29	*	30	1	20		Existing load
Existing load		1	20	31	*	32	1	20		Existing load
Existing load		1	20	33	*	34	1	20		Existing load
Existing load		1	20	35	*	36	1	20		Existing load
Existing load		1	20	37	*	38	1	20		Existing load
Spare		1	20	39	*	40	1	20		Spare
Spare		1	20	41	*	42	1	20		Spare
Subtotal Lighting	0								0	Subtotal Lighting
Subtotal Outlets	0								0	Subtotal Outlets
Subtotal Other									0	Subtotal Other
Total Load Lighting									0	
Total Load Outlets									0	
Total Load Other									0	
Total connected Load									14410	

Connected AMPS 40.00 * 1.25 = 50 | Panel Feeder 4 2/0 THW
Conduit Existing 2"

Hudson HS LP - D

HS Panel D | Mounting Flush | Panel Location Frot corridor at Rm 205

Voltage 120/208 3ph 4w | AMPS 100 MLO | Fed From MDP

Load & Location	Load in VA	P	amp	Ckt no		Ckt no	P	amp	Load in VA	Load & Location
Existing load		1	20	1	*	2	1	20		Existing load
Existing load		1	20	3	*	4	1	20		Existing load
Existing load		1	20	5	*	6	1	20		Existing load
Existing load		1	20	7	*	8	1	20		Existing load
Existing load		1	20	9	*	10	1	20		Existing load
Existing load		1	20	11	*	12	1	20		Existing load
Existing load		1	20	13	*	14	1	20		Existing load
Existing load		1	20	15	*	16	1	20		Existing load
Existing load		1	20	17	*	18	1	20		Existing load
Spare		1	20	19	*	20	1	20		Spare
Spare		1	20	21	*	22	1	20		Spare
Spare		1	20	23	*	24	1	20		Spare
Spare		1	20	25	*	26	1	20		Spare
Spare		1	20	27	*	28	1	20		Spare
Spare		1	20	29	*	30	1	20		Spare
Space		1	20	31	*	32	1	20		Space
Space		1	20	33	*	34	1	20		Space
Space		1	20	35	*	36	1	20		Space
Space		1	20	37	*	38	1	20		Space
Space		1	20	39	*	40	1	20		Space
Space		1	20	41	*	42	1	20		Space
Subtotal Lighting	0								0	Subtotal Lighting
Subtotal Outlets	0								0	Subtotal Outlets
Subtotal Other									0	Subtotal Other
Total Load Lighting									0	
Total Load Outlets									0	
Total Load Other									0	
Total connected Load									5764	

Connected AMPS 16.00 * 1.25 = 20 | Panel Feeder 4 2/0 THW
Conduit Existing 2"

Hudson HS LP - F

HS Panel F | Mounting Flush | Panel Location Back Corridor South end

Voltage 120/208 3ph 4w | AMPS 225 MLO | Fed From MDP

Load & Location	Load in VA	P	amp	Ckt no		Ckt no	P	amp	Load in VA	Load & Location
Existing load		1	20	1	*	2	1	20		Existing load
Existing load		1	20	3	*	4	1	20		Existing load
Existing load		1	20	5	*	6	1	20		Existing load
Existing load		1	20	7	*	8	1	20		Existing load
Existing load		1	20	9	*	10	1	20		Existing load
Existing load		1	20	11	*	12	1	20		Existing load
Existing load		1	20	13	*	14	1	20		Existing load
Existing load		1	20	15	*	16	1	20		Existing load
Existing load		1	20	17	*	18	1	20		Existing load
Existing load		1	20	19	*	20	1	20		Existing load
Existing load		1	20	21	*	22	1	20		Existing load
Existing load		1	20	23	*	24	1	20		Existing load
Existing load		1	20	25	*	26	1	20		Existing load
Existing load		1	20	27	*	28	1	20		Existing load
Spare		1	20	29	*	30	1	20		Spare
Spare		1	20	31	*	32	1	20		Spare
Spare		1	20	33	*	34	1	20		Spare
Spare		1	20	35	*	36	1	20		Spare
Spare		1	20	37	*	38	1	20		Spare
Spare		1	20	39	*	40	1	20		Spare
Spare		1	20	41	*	42	1	20		Spare
Subtotal Lighting	0								0	Subtotal Lighting
Subtotal Outlets	0								0	Subtotal Outlets
Subtotal Other									0	Subtotal Other
Total Load Lighting									0	
Total Load Outlets									0	
Total Load Other									0	
Total connected Load									10735	

Connected AMPS 29.80 * 1.25 = 37.2 | Panel Feeder 4 400 kcMil THW
Conduit Existing 3"

Hudson HS LP - G

HS Panel G | Mounting Flush | Panel Location Front Corridor South end

Voltage 120/208 3ph 4w | AMPS 225 MLO | Fed From MDP

Load & Location	Load in VA	P	amp	Ckt no		Ckt no	P	amp	Load in VA	Load & Location
Existing load		1	20	1	*	2	1	20		Existing load
Existing load		1	20	3	*	4	1	20		Existing load
Existing load		1	20	5	*	6	1	20		Existing load
Existing load		1	20	7	*	8	1	20		Existing load
Existing load		1	20	9	*	10	1	20		Existing load
Existing load		1	20	11	*	12	1	20		Existing load
Existing load		1	20	13	*	14	1	20		Existing load
Existing load		1	20	15	*	16	1	20		Existing load
Existing load		1	20	17	*	18	1	20		Existing load
Existing load		1	20	19	*	20	1	20		Existing load
Existing load		1	20	21	*	22	1	20		Existing load
Existing load		1	20	23	*	24	1	20		Existing load
Existing load		1	20	25	*	26	1	20		Existing load
Existing load		1	20	27	*	28	1	20		Spare
Spare		1	20	29	*	30	1	20		Spare
Spare		1	20	31	*	32	1	20		Spare
Spare		1	20	33	*	34	1	20		Spare
Spare		1	20	35	*	36	1	20		Spare
Spare		1	20	37	*	38	1	20		Spare
Spare		1	20	39	*	40	1	20		Spare
Spare		1	20	41	*	42	1	20		Spare
Subtotal Lighting	0								0	Subtotal Lighting
Subtotal Outlets	0								0	Subtotal Outlets
Subtotal Other									0	Subtotal Other
Total Load Lighting									0	
Total Load Outlets									0	
Total Load Other									0	
Total connected Load									6052	

Connected AMPS 16.80 * 1.25 = 21 | Panel Feeder 4 250 kcMil THW
Conduit Existing 3"

Hudson HS LP - H

HS Panel H | Mounting Flush | Panel Location Middle School Gym

Voltage 120/208 3ph 4w | AMPS 225 MLO | Fed From MDP

Load & Location	Load in VA	P	amp	Ckt no		Ckt no	P	amp	Load in VA	Load & Location
Existing load		2	30	1	*	2	1	20		Existing load
Existing load				3	*	4	1	20		Existing load
Existing load		2	20	5	*	6	1	20		Existing load
Existing load				7	*	8	1	20		Existing load
Existing load		1	20	9	*	10	1	20		Existing load
Existing load		1	20	11	*	12	1	20		Existing load
Existing load		1	20	13	*	14	1	20		Existing load
Existing load		1	20	15	*	16	1	20		Existing load
Existing load		1	20	17	*	18	1	20		Existing load
Existing load		1	20	19	*	20	1	20		Existing load
Existing load		1	20	21	*	22	1	20		Existing load
Existing load		1	20	23	*	24	1	20		Existing load
Existing load		1	20	25	*	26	1	20		Existing load
Existing load		1	20	27	*	28	1	20		Existing load
Existing load		1	20	29	*	30	1	20		Existing load
Existing load		1	20	31	*	32	1	20		Existing load
Existing load		1	20	33	*	34	1	20		Existing load
Existing load		1	20	35	*	36	1	20		Existing load
Existing load		1	20	37	*	38	1	20		Existing load
Existing load		1	20	39	*	40	1	20		Existing load
Existing load		1	20	41	*	42	1	20		Spare
Subtotal Lighting	0								0	Subtotal Lighting
Subtotal Outlets	0								0	Subtotal Outlets
Subtotal Other									0	Subtotal Other
Total Load Lighting									0	
Total Load Outlets									0	
Total Load Other									0	
Total connected Load									7925	

Connected AMPS 22.00 * 1.25 = 27.5 | Panel Feeder 4 2/0 THW
Conduit Existing 2"

Hudson HS LP - ANNEX

HS Panel Annex | Mounting Surface | Panel Location Electrical equipment room

Voltage 120/208 3ph 4w | AMPS 200 MCB | Fed From MDP in High School

Load & Location	Load in VA	P	amp	Ckt no		Ckt no	P	amp	Load in VA	Load & Location
Existing load		2	20	1	*	2	1	20		Existing load
				3	*	4	1	20		Existing load
Existing load		1	20	5	*	6	1	20		Existing load
Existing load		1	20	7	*	8	1	20		Existing load
Existing load		1	20	9	*	10	1	20		Existing load
Existing load		1	20	11	*	12	1	20		Existing load
Existing load		1	20	13	*	14	1	20		Existing load
Existing load		1	20	15	*	16	1	20		Existing load
Existing load		1	20	17	*	18	1	20		Existing load
Existing load		1	20	19	*	20	1	20		Existing load
Existing load		1	20	21	*	22	1	20		Existing load
Existing load		1	20	23	*	24	1	20		Existing load
Existing load		1	20	25	*	26	1	20		Existing load
Existing load		1	20	27	*	28	1	20		Existing load
Existing load		1	20	29	*	30	1	20		Existing load
Existing load		1	20	31	*	32	1	20		Existing load
Existing load		1	20	33	*	34	1	20		Existing load
Spare		1	20	35	*	36	1	20		Spare
Spare		1	20	37	*	38	1	20		Spare
Spare		1	20	39	*	40	1	20		Spare
Spare		1	20	41	*	42	1	20		Spare
Subtotal Lighting	0								0	Subtotal Lighting
Subtotal Outlets	0								0	Subtotal Outlets
Subtotal Other									0	Subtotal Other
Total Load Lighting									0	
Total Load Outlets									0	
Total Load Other									0	
Total connected Load									19944	

Connected AMPS 55.36 * 1.25 = 69.2 | Panel Feeder 4 3/0 THW
Conduit 2"

Hudson HS LP - BUS GARAGE

HS Panel Bus Garage | Mounting Surface | Panel Location Bus Garage

Voltage 120/208 3ph 4w | AMPS 150 MCB | Fed From Bus Duct tap box

Load & Location	Load in VA	P	amp	Ckt no		Ckt no	P	amp	Load in VA	Load & Location
Existing load				1	*	2				
		3	50	3	*	4	3	20		Existing load
Existing load				5	*	6				
Existing load				7	*	8				
Existing load		3	40	9	*	10	3	20		Existing load
Existing load				11	*	12				
Existing load		1	20	13	*	14	1	20		Existing load
Existing load		1	20	15	*	16	1	20		Existing load
Existing load		1	20	17	*	18	1	20		Existing load
Existing load		1	20	19	*	20	1	20		Existing load
Existing load		1	20	21	*	22	1	20		Existing load
Existing load		1	20	23	*	24	1	20		Existing load
Spare		1	20	25	*	26	1	20		Spare
Spare		1	20	27	*	28	1	20		Spare
Spare		1	20	29	*	30	1	20		Spare
Spare		1	20	31	*	32	1	20		Spare
Spare		1	20	33	*	34	1	20		Spare
Spare		1	20	35	*	36	1	20		Spare
Spare		1	20	37	*	38	1	20		Spare
Spare		1	20	39	*	40	1	20		Spare
Spare		1	20	41	*	42	1	20		Spare
Subtotal Lighting	0								0	Subtotal Lighting
Subtotal Outlets	0								0	Subtotal Outlets
Subtotal Other									0	Subtotal Other
Total Load Lighting									0	
Total Load Outlets									0	
Total Load Other									0	
Total connected Load										

Connected AMPS 0.00 * 1.25 = 0 | Panel Feeder 4 3/0 THW
Conduit 2"

Hudson HS LP - J

HS Panel J | Mounting Flush | Panel Location Boiler office

Voltage 120/208 3ph 4w | AMPS 100 MLO | Fed From MDP

Load & Location	Load in VA	P	amp	Ckt no		Ckt no	P	amp	Load in VA	Load & Location
Site lighting	1150	2	20	1	*	2	1	20		Existing load
				3	*	4	1	20		Spare
Spare		1	20	5	*	6	1	20		Spare
Spare		1	20	7	*	8	1	20		Spare
Spare		1	20	9	*	10	1	20		Spare
Spare		1	20	11	*	12	1	20		Spare
Space		1	20	13	*	14	1	20		Space
Space		1	20	15	*	16	1	20		Space
Space		1	20	17	*	18	1	20		Space
Space		1	20	19	*	20	1	20		Space
Subtotal Lighting	1150								0	Subtotal Lighting
Subtotal Outlets	0								0	Subtotal Outlets
Subtotal Other									0	Subtotal Other
Total Load Lighting									1150	
Total Load Outlets									0	
Total Load Other									0	
Total connected Load									1150	

Connected AMPS 3.19 * 1.25 = 3.99 | Panel Feeder 4 #6 thhn
Conduit 1"

Hudson HS LP - Bus heater Pnl

HS Panel - Bus | Mounting Surface | Panel Location Boys & Girls West wall

Voltage 120/208 3ph 4w | AMPS 100 MCB | Fed From LP - Annex

Load & Location	Load in VA	P	amp	Ckt no		Ckt no	P	amp	Load in VA	Load & Location
Main		3	100	1	*	2	1	20		Spare
				3	*	4	1	20		Spare
				5	*	6	1	20		Spare
Existing bus heater		3	20	7	*	8	3	20		Existing bus heater
Existing bus heater				9	*	10				Existing bus heater
Existing bus heater				11	*	12				Existing bus heater
Existing bus heater		3	20	13	*	14	3	20		Existing bus heater
Existing bus heater				15	*	16				Existing bus heater
Existing bus heater				17	*	18				Existing bus heater
Existing bus heater		2	20	19	*	20				
Existing bus heater				21	*	22	1	20		Spare
Gate	2300	2	20	23	*	24	2	20	2300	Gate
				25	*	26				
Site Lighting	862	1	20	27	*	28	1	20		Space
Space		1	20	29	*	30	1	20		Space
Subtotal Lighting	0								0	Subtotal Lighting
Subtotal Outlets	0								0	Subtotal Outlets
Subtotal Other	3162								2300	Subtotal Other
Total Load Lighting									0	
Total Load Outlets									0	
Total Load Other									5462	
Total connected Load									5462	

Connected AMPS 15.16 * 1.25 = 19 | Panel Feeder 4 #2 THHN
Conduit 1 1/4"

Circuit breakers shall be replaced with three pole breakers or a separate neutral shall be installed for each bus heater circuit. Conduit fill calculations shall be made if alternate method of wiring is used.

Hudson High School Light Fixture Schedule

MARK	MANUFACTURER	MODEL NUMBER	LAMPS	REMARKS
A	Metalux	CR 132 A 120V ER81	1 F32 T8 SP41	4' surface
B	Metalux	8TCR 132 A 120V ER81	2 F32 T8 SP41	8' surface
C	Metalux	FC8 FA 232 120V ER81 PAF	2 F32 T8 SP41	1 X 4 Flange mounted
D	Metalux	2GC8 417 120V ER81	4 F17 T8 SP41	2 X 2 Lay in
E	Metalux	RWW 132 MI 120 ER 81	1 F32 T8 SP41	1 X 4 recessed wall wash
F	Metalux	VT2 154 DR 120 RE81	1 F54T5HO	4' surface vapor tite
S-1	McGraw Edison	CAL 250 HPS MT 3F	1 - 250 HPS	Mount on 25' sq steel pole
S-2	McGraw Edison	(2) CAL 250 HPS MT 3F	2 - 250 HPS	Mount on 25' sq steel pole
S-3	McGraw Edison	(2) AMF-F-250HPS MT 55 / S2b	2 - 250 HPS	Mount on 25' sq steel pole w/ two Tenon Adapter
X-1	Sure Lites	LPX 7R WH	Included	Remove existing and replace
X-2	Sure Lites	LPX 7R WH	Included	New exit light
				Exit lights shall be connected ahead of an
				unswitched local lighting circuit

PREPARED FOR:

Hudson Area Schools

DAILEY ENGINEERING, INC.
8485 STEPHENSON ROAD
ONSTED, MI 49265

PH. # (517) 467-9000
FAX # (517) 467-9010
EMAIL - todddailey@me.com

HUDSON AREA SCHOOLS
HUDSON HIGH SCHOOL / MIDDLE SCHOOL
771 NORTH MAPLE GROVE AVENUE
HUDSON, MICHIGAN 49247

DRAWN BY: M. FOWLER | CHK'D. BY: TA DAILEY | APP'D. BY:

ELECTRICAL SCHEDULES & DETAILS

DATE: 03/09/2012 | REV.: 0 | DRAWING NO. 200-E3.4
SCALE: AS SHOWN